114

# CROWS NEST INDUSTRIES

## DRILL HOLE LOGS

LINE CREEK RIDGE

SCALE 1" = 50'



# CROWS NEST INDUSTRIES

## DRILL HOLE LOGS

### LINE CREEK RIDGE

SCALE 1" = 50'



# CROWS NEST INDUSTRIES

## DRILL HOLE LOGS

### CROWN MOUNTAIN

SCALE 1" = 50'




P/C

# CROWS NEST INDUSTRIES

## DRILL HOLE LOGS

HORSESHOE RIDGE

SCALE 1" = 50'



# CROWS NEST INDUSTRIES

## DRILL HOLE LOGS

HORSESHOE RIDGE

SCALE 1" = 50'



# CROWS NEST INDUSTRIES

## DRILL HOLE LOGS

LINE CREEK RIDGE

SCALE 1" = 50'



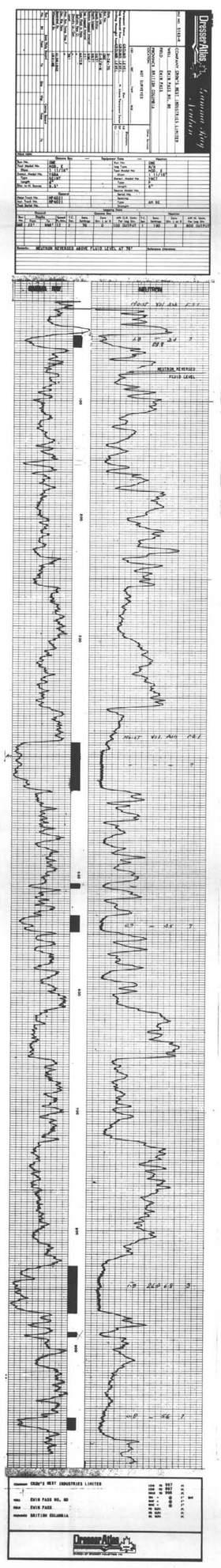
Dresser Atlas
Gamma Ray
Neutron
GAMMA RAY
NEUTRON
DENSITY
NEUTRON REVERSED
FLUID LEVEL
COMPANY CROW'S NEST INDUSTRIES LIMITED
WELL EWIN PASS NO. 80
FIELD EWIN PASS
PROVINCE BRITISH COLUMBIA

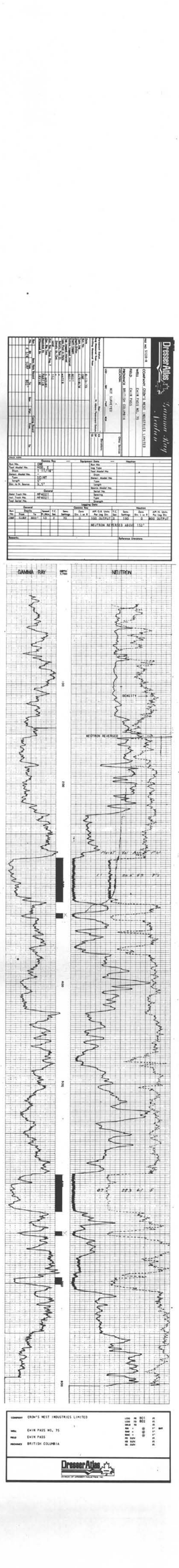
Dresser Atlas
Gamma Ray
Neutron
GAMMA RAY
NEUTRON
DENSITY
NEUTRON REVERSED
COMPANY CROW'S NEST INDUSTRIES LIMITED
WELL EWIN PASS NO. 75
FIELD EWIN PASS
PROVINCE BRITISH COLUMBIA

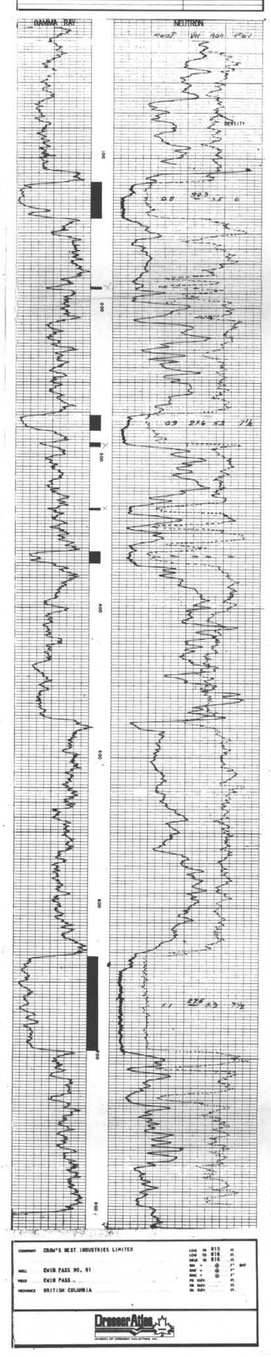
Dresser Atlas
Gamma Ray
Neutron
GAMMA RAY
NEUTRON
DENSITY
NEUTRON REVERSED
COMPANY CROW'S NEST INDUSTRIES LIMITED
WELL EWIN PASS NO. 81
FIELD EWIN PASS
PROVINCE BRITISH COLUMBIA

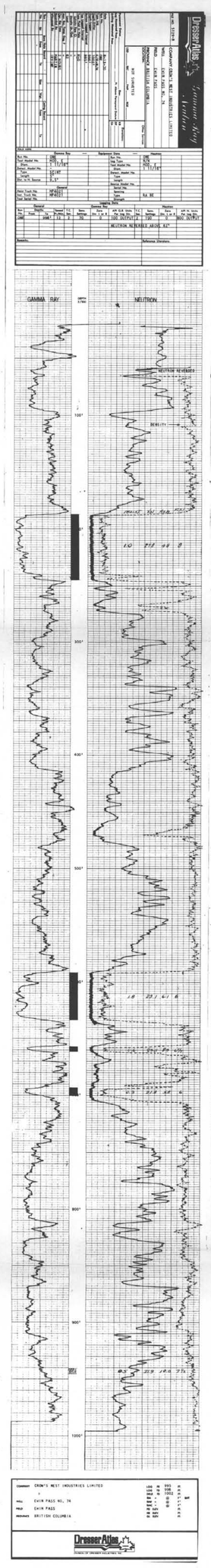
Dresser Atlas
Gamma Ray
Neutron
GAMMA RAY
NEUTRON
DENSITY
NEUTRON REVERSED
COMPANY CROW'S NEST INDUSTRIES LIMITED
WELL EWIN PASS NO. 74
FIELD EWIN PASS
PROVINCE BRITISH COLUMBIA

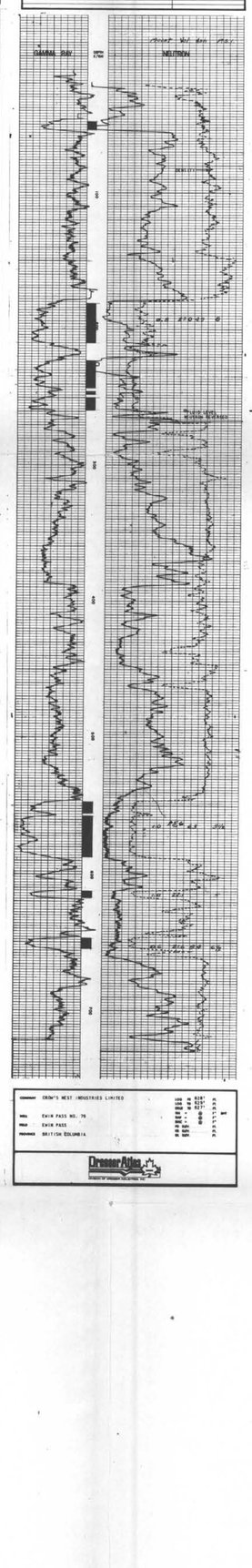
Dresser Atlas
Gamma Ray
Neutron
GAMMA RAY
NEUTRON
DENSITY
NEUTRON REVERSED
COMPANY CROW'S NEST INDUSTRIES LIMITED
WELL EWIN PASS NO. 76
FIELD EWIN PASS
PROVINCE BRITISH COLUMBIA

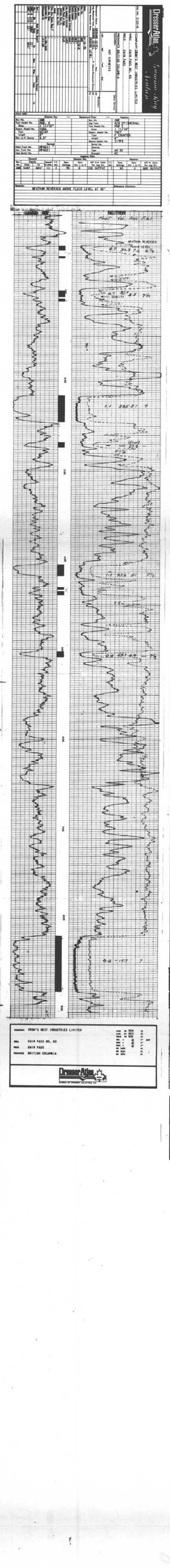
Dresser Atlas
Gamma Ray
Neutron
GAMMA RAY
NEUTRON
DENSITY
NEUTRON REVERSED
COMPANY CROW'S NEST INDUSTRIES LIMITED
WELL EWIN PASS NO. 83
FIELD EWIN PASS
PROVINCE BRITISH COLUMBIA

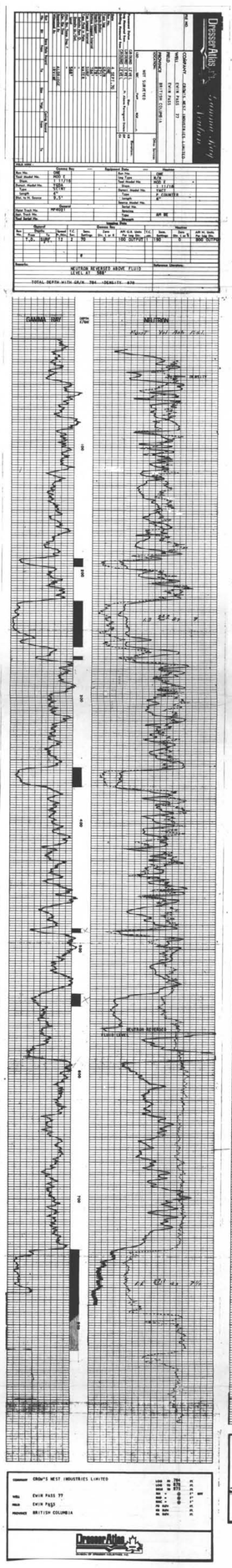
Dresser Atlas
Gamma Ray
Neutron
GAMMA RAY
NEUTRON
DENSITY
NEUTRON REVERSED
COMPANY CROW'S NEST INDUSTRIES LIMITED
WELL EWIN PASS 77
FIELD EWIN PASS
PROVINCE BRITISH COLUMBIA

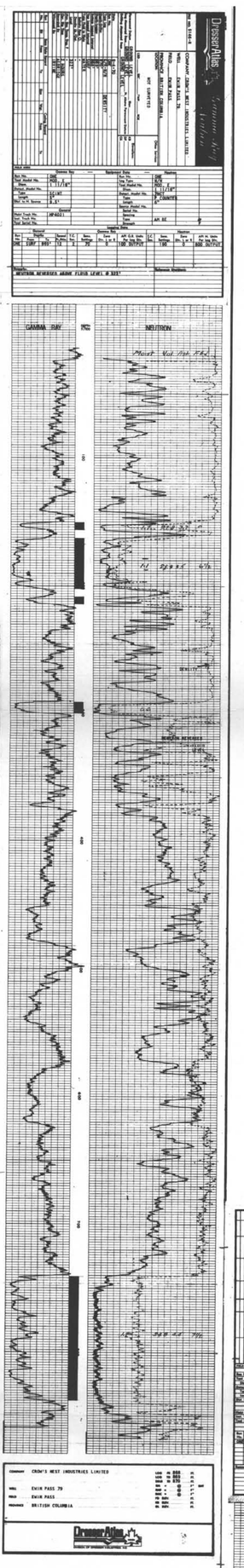
Dresser Atlas
Gamma Ray
Neutron
GAMMA RAY
NEUTRON
DENSITY
NEUTRON REVERSED
COMPANY CROW'S NEST INDUSTRIES LIMITED
WELL EWIN PASS 79
FIELD EWIN PASS
PROVINCE BRITISH COLUMBIA

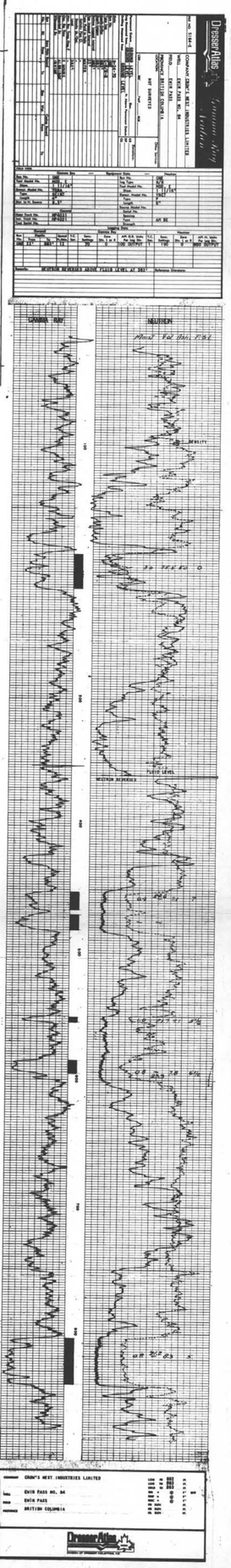
Dresser Atlas
Gamma Ray
Neutron
GAMMA RAY
NEUTRON
DENSITY
FLUID LEVEL
NEUTRON REVERSED
COMPANY CROW'S NEST INDUSTRIES LIMITED
WELL EWIN PASS NO. 84
FIELD EWIN PASS
PROVINCE BRITISH COLUMBIA

112

# CROWS NEST INDUSTRIES

## DRILL HOLE LOGS
## LINE CREEK RIDGE

SCALE 1" = 50'



# CROWS NEST INDUSTRIES

## DRILL HOLE LOGS

## LINE CREEK RIDGE

SCALE 1" = 50'




P/C

K- Shell - Line Creek -
Horseshoe Ridge 70(4)A
Confidential
Coal Analysis.

# CONFIDENTIAL

411

# SAMPLE ANALYSIS

## DRILL HOLE NO. 7

| SAMPLE NO. | SEAM NO. | COMPOSITE FROM | TO | SPLIT | RAW MOIST. | FLOAT MOIST. | RAW VOL. | FLOAT VOL. | RAW ASH | FLOAT ASH | SINK ASH | RAW SULF. | RAW F.S.I. | FLOAT F.S.I. |
|---|---|---|---|---|---|---|---|---|---|---|---|---|---|---|
| | | FT. | | | | | | | | | | | | |
| 1051 | 8 | 270 | 330 | 1.45 | 0.8 | 1.1 | 21.8 | 23.6 | 19.0 | 5.8 | 52.6 | | 2½ | 4 |
| 1052 | 9 | 550 | 580 | 1.45 | 1.4 | 1.6 | 19.4 | 22.7 | 36.7 | 8.9 | 48.2 | | 1 | 4 |
| 1053 | 10B | 642 | 660 | 1.45 | 0.5 | 1.2 | 17.8 | 22.5 | 38.4 | 10.5 | 49.3 | | 1 | 5½ |
| 1054 | 10A | 695 | 707 | 1.45 | 0.5 | 0.7 | 18.7 | 22.1 | 32.3 | 10.6 | 45.3 | | 2½ | 8 |

## DRILL HOLE NO. 8

| | | | | | | | | | | | | | | |
|---|---|---|---|---|---|---|---|---|---|---|---|---|---|---|
| 1056 | 7 | 53 | 95 | 1.45 | 1.8 | 2.0 | 20.2 | 25.5 | 36.6 | 7.2 | 60.7 | | 0 | 1½ |
| 1055 | 8 | 529 | 593 | 1.45 | 0.5 | 1.0 | 19.8 | 23.4 | 35.2 | 7.6 | 61.5 | | 2 | 5½ |
| 1058 | 9 | 788 | 820 | 1.45 | 0.7 | 1.6 | 21.0 | 23.5 | 32.5 | 6.4 | 59.0 | | 3 | 7 |
| 1057 | 10B | 878 | 900 | 1.45 | 0.6 | 1.7 | 18.8 | 23.9 | 35.1 | 7.8 | 55.5 | | 4½ | 8½ |
| 1064 | 10A | 931 | 941 | 1.45 | 0.8 | 1.2 | 18.8 | 22.6 | 29.5 | 10.0 | 40.8 | | 2 | 5½ |

CONFIDENTIAL

# SAMPLE ANALYSIS

## DRILL HOLE NO. 9

| SAMPLE No. | SEAM No. | COMPOSITE FROM (FT.) | COMPOSITE TO (FT.) | SPLIT | RAW MOIST. | FLOAT MOIST. | RAW VOL. | FLOAT VOL. | RAW ASH | FLOAT ASH | SINK ASH | RAW SULF. | RAW F.S.I. | FLOAT F.S.I. |
|---|---|---|---|---|---|---|---|---|---|---|---|---|---|---|
| 1060 | A | 107 | 117 | 1.45 | 4.3 | 3.7 | 27.6 | 31.9 | 31.1 | 6.2 | 55.8 | | 0 | 0 |
| 1063 | 1 | 176 | 184 | 1.45 | 1.6 | 1.7 | 25.8 | 32.4 | 26.7 | 4.7 | 67.9 | | 3 | 7 |
| 1061 | 2 | 202 | 214 | 1.45 | 1.1 | 1.3 | 26.5 | 30.3 | 23.0 | 5.2 | 62.3 | | 6½ | 8½ |
| 1062 | 3 | 332 | 345 | 1.45 | 2.0 | 1.4 | 18.6 | 29.4 | 50.5 | 7.3 | 62.0 | | 2 | 7½ |
| 1059 | 4 | 537 | 575 | 1.45 | 1.0 | 1.5 | 16.5 | 28.3 | 59.5 | 6.9 | 72.8 | | 1½ | 8 |
| 1067 | 5 | 620 | 630 | 1.45 | 1.0 | 1.2 | 19.2 | 31.5 | 48.2 | 5.8 | 67.3 | | 4 | 9 |
| 1066 | 6. U | 760 | 764 | RAW | 0.9 | | 23.9 | | 33.1 | | | | 5½ | |
| 1065 | 6 L | 790 | 795 | RAW | 0.9 | | 20.6 | | 37.8 | | | | 2½ | |
| 1068 | 7 | 862 | 880 | 1.45 | 0.7 | 1.2 | 15.7 | 27.6 | 61.7 | 7.0 | 71.4 | | 1 | 7 |

# S A M P L E  A N A L Y S I S

## DRILL HOLE NO. 10

| SAMPLE No. | SEAM No. | COMPOSITE FROM | COMPOSITE TO | SPLIT | RAW MOIST | FLOAT MOIST. | RAW VOL. | FLOAT VOL. | RAW ASH | FLOAT ASH | SINK ASH | RAW SULF. | RAW F.S.I. | FLOAT F.S.I. |
|---|---|---|---|---|---|---|---|---|---|---|---|---|---|---|
| | | FT. | | | | | | | | | | | | |
| 1069 | | 32 | 42 | RAW | 8.9 | | 39.7 | | 21.5 | | | | 0 | |
| 1072 | | 107 | 109 | RAW | 6.1 | | 26.8 | | 32.7 | | | | 0 | |
| 1078 | | 142 | 155 | 1.45 | 1.3 | 1.8 | 24.2 | 29.8 | 27.8 | 4.3 | 67.1 | | 3 | 4 |
| 1073 | | 175 | 180 | RAW | 1.2 | | 22.4 | | 17.9 | | | | 7½ | |
| 1074 | | 187 | 190 | RAW | 1.0 | | 29.5 | | 10.2 | | | | 7 | |
| 1079 | | 213 | 224 | 1.45 | 1.0 | 1.3 | 20.2 | 29.0 | 41.4 | 4.9 | 66.0 | | 3 | 7½ |
| 1077 | | 320 | 350 | 1.45 | 0.6 | 1.8 | 20.3 | 29.4 | 44.6 | 6.7 | 60.1 | | 3½ | 7½ |
| 1076 | | 400 | 430 | 1.45 | 0.7 | 1.7 | 17.0 | 28.4 | 57.2 | 7.5 | 69.9 | | 2 | 8 |

## DRILL HOLE NO. 11

| | | | | | | | | | | | | | | |
|---|---|---|---|---|---|---|---|---|---|---|---|---|---|---|
| 1070 | 8 | 276 | 325 | 1.45 | 0.7 | 1.5 | 19.4 | 22.7 | 37.4 | 7.5 | 44.6 | | 2 | 6 |
| 1071 | 9 | 450 | 473 | 1.45 | 0.6 | 0.7 | 18.7 | 23.7 | 381 | 7.7 | 58.8 | | 2½ | 6½ |
| 1075 | 10B | 551 | 588 | 1.45 | 0.6 | 1.2 | 20.9 | 22.5 | 26.1 | 8.2 | 49.3 | | 4 | 7 |

## DRILL HOLE NO. 12

| | | | | | | | | | | | | | | |
|---|---|---|---|---|---|---|---|---|---|---|---|---|---|---|
| 1084 | 8 | 290 | 300 | 1.45 | 0.6 | 0.8 | 20.7 | 23.8 | 29.1 | 10.4 | | | 3½ | 6½ |
| 1082 | 8 | 300 | 330 | 1.45 | 0.7 | 1.5 | 17.4 | 22.0 | 31.5 | 7.0 | | | 1 | 3½ |
| 1083 | 9 | 488 | 510 | 1.45 | 0.6 | 0.7 | 19.4 | 21.7 | 28.4 | 9.4 | | | 2½ | 3½ |
| 1087 | 10B | 577 | 592 | 1.45 | 0.7 | 0.7 | 16.2 | 23.2 | 49.5 | 8.4 | | | 1 | 7 |
| 1086 | 10A | 607 | 620 | 1.45 | 0.4 | 0.6 | 18.3 | 23.3 | 32.8 | 10.4 | | | 1½ | 5½ |

# S A M P L E  A N A L Y S I S

## DRILL HOLE NO. 13

| SAMPLE NO. | SEAM NO. | COMPOSITE FROM | TO | SPLIT | RAW MOIST. | FLOAT MOIST. | RAW VOL. | FLOAT VOL. | RAW ASH | FLOAT ASH | SINK ASH | RAW SULF. | RAW F.S.I. | FLOAT F.S.I. |
|---|---|---|---|---|---|---|---|---|---|---|---|---|---|---|
| | | FT. | | | | | | | | | | | | |
| 1089 | | 17 | 20 | RAW | 9.0 | | 38.1 | | 20.6 | | | | 0 | |
| 1093 | | 28 | 55 | 1.45 | 6.8 | 5.9 | 42.8 | 43.7 | 19.5 | 3.1 | | | 0 | 0 |
| 1085 | | 115 | 123 | RAW | 2.3 | | 24.0 | | 29.3 | | | | 0 | |
| 1088 | | 335 | 340 | RAW | 2.0 | | 22.4 | | 24.2 | | | | 1 | |
| 1091 | | 361 | 363 | RAW | 0.6 | | 18.5 | | 40.3 | | | | 1 | |
| 1092 | | 367 | 372 | 1.45 | 0.5 | 0.8 | 18.4 | 28.2 | 49.1 | 10.5 | | | 2½ | 8 |
| 1090 | | 417 | 420 | RAW | 0.6 | | 25.4 | | 22.1 | | | | 6½ | |

## DRILL HOLE NO. 14

| | | | | | | | | | | | | | | |
|---|---|---|---|---|---|---|---|---|---|---|---|---|---|---|
| 1095 | | 0 | 33 | 1.45 | 8.2 | 5.4 | 25.3 | 27.1 | 27.0 | 3.4 | | | 0 | 0 |
| 1096 | | 49 | 68 | 1.45 | 1.6 | 1.6 | 21.3 | 24.8 | 34.4 | 6.1 | | | 1 | 3 |
| 1100 | | 491 | 501 | 1.45 | 0.9 | 0.9 | 16.0 | 21.9 | 42.7 | 7.5 | | | 1½ | 5 |
| 1098 | | 519 | 600 | 1.45 | 0.8 | 1.2 | 19.7 | 23.8 | 24.7 | 6.2 | | | 4 | 6½ |
| 1099 | | 688 | 743 | 1.45 | 0.6 | 1.3 | 19.7 | 22.7 | 23.2 | 7.7 | | | 2½ | 4½ |

# SAMPLE ANALYSIS

## DRILL HOLE NO. 15

| SAMPLE NO. | SEAM NO. | COMPOSITE FROM | COMPOSITE TO | SPLIT | RAW MOIST. | FLOAT MOIST. | RAW VOL. | FLOAT VOL. | RAW ASH | FLOAT ASH | SINK ASH | RAW SULF. | RAW F.S.I. | FLOAT F.S.I. |
|---|---|---|---|---|---|---|---|---|---|---|---|---|---|---|
| | | FT. | | | | | | | | | | | | |
| 1304 | | 126 | 129 | RAW | 0.8 | | 15.2 | | 47.3 | | | | 1½ | |
| 1303 | | 248 | 263 | 1.45 | 0.5 | 1.4 | 14.7 | 19.7 | 53.3 | 12.5 | | | 1 | 6½ |
| 1302 | | 425 | 445 | 1.45 | 0.9 | 1.3 | 16.9 | 20.6 | 41.1 | 14.7 | | | 1 | 2½ |
| 1305 | | 468 | 560 | 1.45 | 0.7 | 1.0 | 19.2 | 23.3 | 37.7 | 9.0 | | | 1 | 4½ |
| 1301 | | 606 | 648 | 1.45 | 0.7 | 0.9 | 16.2 | 24.5 | 49.7 | 10.5 | | | 1 | 6 |

## DRILL HOLE NO. 16

| SAMPLE NO. | SEAM NO. | COMPOSITE FROM | COMPOSITE TO | SPLIT | RAW MOIST. | FLOAT MOIST. | RAW VOL. | FLOAT VOL. | RAW ASH | FLOAT ASH | SINK ASH | RAW SULF. | RAW F.S.I. | FLOAT F.S.I. |
|---|---|---|---|---|---|---|---|---|---|---|---|---|---|---|
| 1310 | | 11 | 14 | RAW | 7.4 | | 28.2 | | 34.3 | | | | 0 | |
| 1311 | | 17 | 20 | RAW | 9.1 | | 29.0 | | 35.4 | | | | 0 | |
| 1308 | | 40 | 53 | RAW | 7.6 | | 30.5 | | 22.9 | | | | 0 | |
| 1309 | | 74 | 78 | RAW | 9.4 | | 30.7 | | 38.8 | | | | 0 | |
| 1306 | | 205 | 227 | 1.45 | 1.2 | 2.9 | 27.8 | 30.8 | 26.5 | 4.4 | | | 0 | 0 |
| 1307 | | 255 | 264 | 1.45 | 3.1 | 3.5 | 30.0 | 31.5 | 34.4 | 5.0 | | | 0 | 0 |
| 1313 | | 476 | 483 | 1.45 | 0.9 | 1.6 | 21.5 | 26.9 | 32.0 | 7.7 | | | 2 | 4½ |
| 1317 | | 502 | 504 | RAW | 0.6 | | 19.7 | | 33.8 | | | | 1½ | |
| 1316 | | 508 | 510 | RAW | 0.6 | | 15.4 | | 61.3 | | | | 1½ | |
| 1314 | | 556 | 562 | 1.45 | 0.4 | 1.3 | 14.5 | 28.8 | 69.2 | 6.6 | | | 1 | 7½ |
| 1312 | | 660 | 668 | 1.45 | 1.4 | 1.7 | 20.0 | 24.4 | 26.7 | 9.9 | | | 3 | 4½ |
| 1315 | | 703 | 711 | 1.45 | 0.5 | 1.4 | 20.7 | 26.0 | 27.9 | 5.0 | | | 5½ | 7 |
| 1318 | | 835 | 855 | 1.45 | 0.5 | 1.7 | 21.1 | 24.4 | 33.8 | 6.7 | | | 2 | 7 |

# S A M P L E  A N A L Y S I S

## DRILL HOLE NO. 17

| SAMPLE NO. | SEAM NO. | COMPOSITE FROM | TO | SPLIT | RAW MOIST. | FLOAT MOIST. | RAW VOL. | FLOAT VOL. | RAW ASH | FLOAT ASH | SINK ASH | RAW SULF. | RAW F.S.I. | FLOAT F.S.I. |
|---|---|---|---|---|---|---|---|---|---|---|---|---|---|---|
| | | FT. | | | | | | | | | | | | |
| 1321 | | 75 | 77 | RAW | 3.9 | | 26.9 | | 33.6 | | | | 0 | |
| 1324 | | 129 | 154 | 1.45 | 1.5 | 2.5 | 29.0 | 29.8 | 12.0 | 3.9 | | | 7 | 8 |

## DRILL HOLE NO. 18

| | | | | | | | | | | | | | | |
|---|---|---|---|---|---|---|---|---|---|---|---|---|---|---|
| 1325 | | 43 | 46 | RAW | 1.9 | | 25.4 | | 18.7 | | | | 5 | |
| 1322 | | 53 | 58 | 1.45 | 1.5 | 2.0 | | 30.7 | 25.7 | 4.6 | | | 5½ | 8 |
| 1320 | | 153 | 170 | 1.45 | 0.6 | 1.7 | 27.4 | 28.2 | 14.3 | 5.9 | | | 7 | 8 |
| 1323 | | 350 | 360 | 1.45 | 0.9 | 1.5 | 21.6 | 28.1 | 38.3 | 7.1 | | | 3½ | 8 |
| 1328 | | 383 | 390 | 1.45 | 0.8 | 1.3 | 18.6 | 28.0 | 48.0 | 7.3 | | | 2½ | 8½ |
| 1326 | | 553 | 560 | RAW | 0.8 | | 14.3 | | 54.5 | | | | 1½ | |
| 1338 | | 710 | 715 | RAW | 0.9 | | 17.5 | | 42.6 | | | | 1 | |
| 1336 | | 733 | 735 | RAW | 0.9 | | 14.9 | | 59.0 | | | | 1 | |
| 1329 | | 776 | 799 | 1.45 | 0.9 | 2.3 | 19.3 | 26.0 | 32.8 | 5.6 | | | 5 | 7½ |
| 1327 | | 900 | 923 | 1.45 | 0.8 | 1.9 | 19.3 | 25.5 | 37.9 | 7.1 | | | 3 | 8 |

# SAMPLE ANALYSIS

## DRILL HOLE NO. 19

| SAMPLE NO. | SEAM NO. | COMPOSITE FROM | COMPOSITE TO | SPLIT | RAW MOIST. | FLOAT MOIST. | RAW VOL. | FLOAT VOL. | RAW ASH | FLOAT ASH | SINK ASH | RAW SULF. | RAW F.S.I. | FLOAT F.S.I. |
|---|---|---|---|---|---|---|---|---|---|---|---|---|---|---|
| | | FT. | | | | | | | | | | | | |
| 1330 | | 40 | 47 | RAW | 2.0 | | 23.0 | | 18.8 | | | | 1 | |
| 1331 | | 50 | 65 | 1.45 | 3.3 | 2.9 | 22.8 | 24.7 | 21.8 | 5.7 | | | 1 | 1 |
| 1337 | | 347 | 349 | RAW | 0.8 | | 14.5 | | 57.7 | | | | 1 | |
| 1333 | | 448 | 502 | 1.45 | 0.8 | 1.0 | 20.6 | 21.6 | 25.0 | 7.1 | | | 3½ | 4½ |
| 1334 | | 657 | 683 | 1.45 | 1.0 | 1.9 | 20.5 | 23.8 | 23.1 | 7.0 | | | 4 | 7 |
| 1330 | | 750 | 765 | 1.45 | 0.7 | 3.3 | 18.9 | 20.5 | 30.2 | 9.0 | | | 4 | 8 |
| 1335 | | 808 | 820 | 1.45 | 0.4 | 1.8 | 19.1 | 19.7 | 27.7 | 8.8 | | | 4½ | 7½ |

## DRILL HOLE NO. 20

| | | | | | | | | | | | | | | |
|---|---|---|---|---|---|---|---|---|---|---|---|---|---|---|
| 1341 | | 58 | 72 | 1.45 | 6.9 | 5.8 | 31.4 | 34.4 | 12.9 | 4.4 | | | 0 | 0 |
| 1343 | | 134 | 137 | RAW | 4.1 | | 26.7 | | 16.9 | | | | 0 | |
| 1342 | | 194 | 208 | 1.45 | 3.2 | 2.8 | 28.4 | 30.3 | 16.4 | 3.7 | | | 1 | 1½ |

# S A M P L E  A N A L Y S I S

## DRILL HOLE NO. 21

| SAMPLE NO. | SEAM NO. | COMPOSITE FROM | COMPOSITE TO | SPLIT | RAW MOIST. | FLOAT MOIST. | RAW VOL. | FLOAT VOL. | RAW ASH | FLOAT ASH | SINK ASH | RAW SULF. | RAW F.S.I. | FLOAT F.S.I. |
|---|---|---|---|---|---|---|---|---|---|---|---|---|---|---|
| | | FT. | | | | | | | | | | | | |
| 1346 | | 20 | 21 | RAW | 4.6 | | 20.6 | | 34.1 | | | | 0 | |
| 1345 | | 31 | 36 | RAW | 4.0 | | 23.1 | | 32.8 | | | | 0 | |
| 1344 | | 33 | 40 | RAW | 2.8 | | 22.3 | | 21.3 | | | | 1½ | |
| 1347 | | 345 | 369 | 1.45 | 0.8 | 1.2 | 20.2 | 21.5 | 31.1 | 8.5 | | | 1 | 3½ |
| 1349 | | 418 | 423 | RAW | 0.6 | | 19.4 | | 37.9 | | | | | 3½ |
| 1350 | | 434 | 437 | RAW | 0.3 | | 17.4 | | 48.7 | | | | 1½ | |
| 1348 | | 630 | 633 | RAW | 1.1 | | 12.8 | | 68.9 | | | | 1 | |
| 1551 | | 707 | 745 | 1.45 | 0.7 | 2.2 | 21.4 | 22.5 | 23.7 | 8.3 | | | 3½ | 6 |
| 1585 | | 745 | 752 | 1.45 | 0.4 | 1.1 | 20.9 | 23.2 | 27.1 | 9.9 | | | 4 | 7½ |
| 1581 | | 827 | 875 | 1.45 | 0.8 | 1.0 | 22.3 | 23.7 | 18.0 | 8.6 | | | 5 | 7 |
| 1590 | | 857 | 862 | RAW | 0.4 | | 23.1 | | 13.9 | | | | 6 | |

# SAMPLE ANALYSIS

## DRILL HOLE NO. 22

| SAMPLE NO. | SEAM NO. | COMPOSITE FROM | TO | SPLIT | RAW MOIST. | FLOAT MOIST. | RAW VOL. | FLOAT VOL. | RAW ASH | FLOAT ASH | SINK ASH | RAW SULF. | RAW F.S.I. | FLOAT F.S.I. |
|---|---|---|---|---|---|---|---|---|---|---|---|---|---|---|
| | | FT. | | | | | | | | | | | | |
| 1552 | | 102 | 112 | 1.45 | 0.7 | 0.9 | 20.7 | 23.2 | 17.9 | 7.5 | | | 4 | 6½ |
| 1554 | | 112 | 132 | 1.45 | 0.8 | 0.7 | 22.6 | 23.3 | 16.6 | 6.1 | | | 4 | 7 |
| 1553 | | 134 | 159 | 1.45 | 0.8 | 0.8 | 20.4 | 23.0 | 27.8 | 6.6 | | | 5½ | 6 |
| 1557 | | 335 | 367 | 1.45 | 0.7 | 1.4 | 16.1 | 22.5 | 47.9 | 6.9 | | | 1½ | 7 |
| 1556 | | 383 | 398 | 1.45 | 0.7 | 1.6 | 18.4 | 24.2 | 40.2 | 4.2 | | | 3½ | 8 |
| 1555 | | 441 | 493 | 1.45 | 0.7 | 1.3 | 16.8 | 22.4 | 46.3 | 6.0 | | | 1½ | 7 |
| 1559 | | 504 | 507 | RAW | 0.5 | | 20.8 | | 28.0 | | | | 4½ | |
| 1558 | | 524 | 535 | 1.45 | 0.6 | 1.0 | 16.7 | 23.5 | 49.2 | 6.2 | | | 2½ | 9 |
| 1560 | | 568 | 573 | 1.45 | 0.7 | 1.1 | 19.0 | 23.7 | 32.7 | 7.5 | | | 4 | 8½ |

## DRILL HOLE NO. 23

| | | | | | | | | | | | | | | |
|---|---|---|---|---|---|---|---|---|---|---|---|---|---|---|
| 1561 | | 13 | 18 | RAW | 6.7 | | 36.6 | | 16.5 | | | | 0 | |
| 1562 | | 43 | 47 | RAW | 4.3 | | 29.1 | | 18.5 | | | | 0 | |
| 1564 | | 186 | 211 | 1.45 | 1.9 | 2.0 | 26.8 | 28.3 | 12.0 | 4.5 | | | 6 | 8 |
| 1565 | | 302 | 308 | 1.45 | 2.7 | 3.0 | 17.7 | 26.0 | 50.6 | 5.2 | | | 0 | 1½ |
| 1563 | | 396 Less 5' | 425 | 1.45 | 1.2 | 1.6 | 24.9 | 27.3 | 23.1 | 6.1 | | | 6 | 8½ |

# SAMPLE ANALYSIS

## DRILL HOLE NO. 24

| SAMPLE NO. | SEAM NO. | COMPOSITE FROM FT. | COMPOSITE TO FT. | SPLIT | RAW MOIST. | FLOAT MOIST. | RAW VOL. | FLOAT VOL. | RAW ASH | FLOAT ASH | SINK ASH | RAW SULF. | RAW F.S.I. | FLOAT F.S.I. |
|---|---|---|---|---|---|---|---|---|---|---|---|---|---|---|
| 1567 | | 0 | 7 | RAW | 5.4 | | 27.8 | | 38.5 | | | | 0 | |
| 1570 | | 46 | 51 | RAW | 0.5 | | 24.8 | | 23.8 | | | | 1 | |
| 1565 | | 73 | 75 | RAW | 1.5 | | 24.5 | | 23.7 | | | | 3 | |
| 1569 | | 100 | 105 | RAW | 1.4 | | 20.0 | | 36.3 | | | | 1½ | |
| 1591 | | 457 | 460 | RAW | 0.9 | | 19.1 | | 30.2 | | | | 1½ | |
| 1588 | | 463 | 468 | RAW | 0.7 | | 22.1 | | 12.4 | | | | 3 | |
| 1566 | | 480 | 555 | 1.45 | 0.6 | 1.9 | 19.1 | 23.1 | 46.1 | 6.4 | | | 3½ | 6 |
| 1589 | | 672 | 675 | RAW | 0.4 | | 21.7 | | 25.0 | | | | 3 | |
| 1586 | | 685 | 696 | 1.45 | 1.5 | 1.8 | 21.6 | 24.0 | 30.1 | 7.4 | | | 2½ | 7½ |
| 1587 | | 970 | 996 | 1.45 | 0.6 | 1.6 | 23.2 | 24.3 | 18.0 | 5.9 | | | 5½ | 6½ |

## DRILL HOLE NO. 25

| | | | | | | | | | | | | | | |
|---|---|---|---|---|---|---|---|---|---|---|---|---|---|---|
| 1574 | | 54 | 58 | RAW | 3.8 | | 20.9 | | 17.1 | | | | 0 | |
| 1572 | | 74 | 130 | 1.45 | 1.8 | 1.6 | 18.9 | 21.8 | 16.0 | 6.3 | | | 2 | 3 |
| 1577 | | 138 | 148 | 1.45 | 0.6 | 1.2 | 15.7 | 21.2 | 50.2 | 8.5 | | | 1 | 6 |
| 1573 | | 177 | 190 | 1.45 | 1.5 | 0.6 | 17.6 | 22.1 | 46.0 | 7.7 | | | 1 | 4½ |
| 1578 | | 207 | 210 | RAW | 0.6 | | 17.8 | | 42.7 | | | | 2½ | |
| 1576 | | 390 | 409 | 1.45 | 0.7 | 1.6 | 17.1 | 18.9 | 29.0 | 10.4 | | | 1 | 1½ |

# S A M P L E  A N A L Y S I S

## DRILL HOLE NO. 26

| SAMPLE NO. | SEAM NO. | COMPOSITE FROM | COMPOSITE TO | SPLIT | RAW MOIST. | FLOAT MOIST. | RAW VOL. | FLOAT VOL. | RAW ASH | FLOAT ASH | SINK ASH | RAW SULF. | RAW F.S.I. | FLOAT F.S.I. |
|---|---|---|---|---|---|---|---|---|---|---|---|---|---|---|
| | | FT. | | | | | | | | | | | | |
| 2013 | | 205 | 227 | 1.45 | 0.2 | 0.3 | | 20.2 | 26.3 | 8.5 | | | 1 | 1½ |
| 2016 | | 288 | 290 | RAW | 0.3 | | | | 27.7 | | | | 2 | |
| 2017 | | 330 | 368 ) | 1.45 | 1.0 | 0.9 | | 21.5 | 32.4 | 6.8 | | | 2½ | 6 |
| | | Less 13' | ) | | | | | | | | | | | |
| 2015 | | 390 | 393 | RAW | 0.2 | | | 31.6 | | | | | 3 | |
| 2014 | | 428 | 433 | 1.45 | 0.3 | 0.5 | | 21.0 | 20.3 | 10.3 | | | 2 | 5½ |

## DRILL HOLE NO. 27

| | | | | | | | | | | | | | | |
|---|---|---|---|---|---|---|---|---|---|---|---|---|---|---|
| 1592 | | 18 | 25 | 1.45 | 0.5 | 4.9 | 26.1 | 28.3 | 38.7 | 4.8 | | | 0 | 0 |
| 1594 | | 42 | 44 | RAW | 1.0 | | 17.7 | | 29.5 | | | | ½ | |
| 1580 | | 156 | 172 | 1.45 | 2.0 | 1.8 | 17.6 | 20.0 | 25.4 | 7.0 | | | 0 | 0 |
| 1583 | | 263 | 273 | 1.45 | 0.6 | 0.7 | 13.7 | 19.4 | 47.0 | 7.0 | | | 1 | 5½ |
| 1593 | | 297 | 302 | 1.45 | 0.7 | 1.1 | 14.0 | 19.1 | 47.6 | 8.6 | | | 1 | 5 |
| 1595 | | 317 | 320 | RAW | 0.9 | | 17.5 | | 22.5 | | | | 3 | |
| 2002 | | 327 | 330 | RAW | 0.6 | | 13.8 | | 37.6 | | | | 1½ | |
| 1596 | | 351 | 354 | RAW | 0.6 | | 15.4 | | 37.2 | | | | 1½ | |
| 1597 | | 381 | 385 | RAW | 0.8 | | 18.1 | | 24.1 | | | | 3½ | |

# SAMPLE ANALYSIS

| SAMPLE NO. | SEAM NO. | COMPOSITE FROM (FT.) | COMPOSITE TO (FT.) | SPLIT | RAW MOIST. | FLOAT MOIST. | RAW VOL. | FLOAT VOL. | RAW ASH | FLOAT ASH | SINK ASH | RAW SULF. | RAW F.S.I. | FLOAT F.S.I. |
|---|---|---|---|---|---|---|---|---|---|---|---|---|---|---|
| **DRILL HOLE NO. 28** | | | | | | | | | | | | | | |
| 1582 | | 105 | 116 | 1.45 | 1.0 | 1.4 | 17.9 | 19.5 | 20.3 | 6.3 | | | 1 | 1½ |
| 2001 | | 215 | 220 | RAW | 0.6 | | 13.6 | | 52.9 | | | | 1 | |
| 2003 | | 258 | 275 | 1.45 | 0.8 | 0.9 | 16.3 | 18.6 | 37.6 | 10.1 | | | 1 | 5 |
| 2004 | | 301 | 304 | RAW | 0.4 | | 16.2 | | 34.8 | | | | 4 | |
| 2005 | | 351 | 353 | RAW | 0.4 | | 22.0 | | 37.5 | | | | 3½ | |
| **DRILL HOLE NO. 29** | | | | | | | | | | | | | | |
| 2008 | | 295 | 300 | RAW | 0.9 | | 16.1 | | 27.5 | | | | 2 | |
| **DRILL HOLE NO. 30** | | | | | | | | | | | | | | |
| 2007 | | 42 | 63 | 1.45 | 4.8 | | 19.8 | | 33.7 | | | | 0 | 0 |
| 2006 | | 86 | 97 | 1.45 | 0.7 | 1.9 | 16.5 | 22.0 | 38.5 | 9.9 | | | 3 | 8½ |
| 2010 | | 205 | 210 | 1.45 | 1.0 | 0.7 | 17.5 | 18.9 | 23.6 | 6.6 | | | 1 | 2 |
| 2012 | | 309 | 314 | 1.45 | .04 | 0.6 | 9.7 | 18.9 | 78.3 | 7.0 | | | 0 | 6 |
| 2011 | | 333 | 335 | RAW | 0.7 | | 17.1 | | 23.0 | | | | 2 | |
| 2009 | | 350 | 358 | RAW | 0.6 | | 14.8 | | 42.3 | | | | 1 | |

# S A M P L E  A N A L Y S I S

## DRILL HOLE NO. 31

| SAMPLE NO. | SEAM NO. | COMPOSITE FROM (FT.) | COMPOSITE TO (FT.) | SPLIT | RAW MOIST. | FLOAT MOIST. | RAW VOL. | FLOAT VOL. | RAW ASH | FLOAT ASH | SINK ASH | RAW SULF. | RAW F.S.I. | FLOAT F.S.I. |
|---|---|---|---|---|---|---|---|---|---|---|---|---|---|---|
| 2020 | | 344 | 350 Less 2' | RAW | 0.6 | | | | 48.3 | | | | 1 | |
| 2019 | | 365 | 374 Less 2' | 1.45 | 0.7 | 0.9 | | 19.1 | 33.6 | 6.3 | | | 1 | 4 |
| 2018 | | 378 | 389 Less 2' | 1.45 | 0.7 | 0.9 | | 18.9 | 29.5 | 7.4 | | | 2 | 4½ |
| 2021 | | 398 | 402 | RAW | 0.6 | | | | 23.5 | | | | 3 | |
| 2025 | | 415 | 421 | 1.45 | 0.6 | 1.4 | | 19.0 | 30.9 | 6.5 | | | 2½ | 6½ |
| 2030 | | 434 | 445 | 1.45 | 0.4 | 0.6 | | 18.9 | 46.1 | 7.7 | | | 1 | 6 |
| 2032 | | 460 | 463 | RAW | 0.4 | | | | 34.0 | | | | 2 | |
| 2033 | | 507 | 511 | RAW | 0.2 | | | | 30.1 | | | | 2½ | |
| 2029 | | 572 | 574 | RAW | 0.3 | | | | 31.2 | | | | 2½ | |

## DRILL HOLE NO. 32

| | | | | | | | | | | | | | | |
|---|---|---|---|---|---|---|---|---|---|---|---|---|---|---|
| 2022 | | 40 | 41 | RAW | 1.8 | | | | 49.1 | | | | 0 | |
| 2023 | | 47 | 45 | RAW | 0.6 | | | | 38.8 | | | | 1 | |
| 2031 | | 150 | 175 | 1.45 | 0.2 | 0.8 | | 18.8 | 23.0 | 8.3 | | | 1½ | 2 |
| 2026 | | 260 | 261 | RAW | 0.6 | | | | 21.5 | | | | 2½ | |
| 2028 | | 263 | 265 | RAW | 0.5 | | | | 20.4 | | | | 5 | |
| 2027 | | 283 | 286 | RAW | 0.4 | | | | 33.1 | | | | 2½ | |
| 2024 | | 297 | 298 | RAW | 0.3 | | | | 19.7 | | | | 4 | |
| 2036 | | 300 | 301 | RAW | 0.2 | | | | 15.7 | | | | 2½ | |

# S A M P L E  A N A L Y S I S

## DRILL HOLE NO. 32 (con't)

| SAMPLE NO. | SEAM NO. | COMPOSITE FROM | TO | SPLIT | RAW MOIST. | FLOAT MOIST. | RAW VOL. | FLOAT VOL. | RAW ASH | FLOAT ASH | SINK ASH | RAW SULF. | RAW F.S.I. | FLOAT F.S.I. |
|---|---|---|---|---|---|---|---|---|---|---|---|---|---|---|
| | | FT. | | | | | | | | | | | | |
| 2034 | | 307 | 308 | RAW | 0.4 | | | | 46.4 | | | | 1 | |
| 2039 | | 311 | 318 | 1.45 | 0.6 | 0.7 | | 19.0 | 38.6 | 9.1 | | | 1 | 3½ |
| 2037 | | 345 | 350 | 1.45 | 0.2 | 0.9 | | 18.5 | 37.4 | 10.7 | | | 1½ | 5½ |
| 2038 | | 374 | 378 | RAW | 0.3 | | | | 33.5 | | | | 1½ | |
| 2035 | | 430 | 432 | RAW | 0.3 | | | | 26.1 | | | | 4½ | |

## DRILL HOLE NO. 33

| | | | | | | | | | | | | | | |
|---|---|---|---|---|---|---|---|---|---|---|---|---|---|---|
| 2041 | | 204 | 210 | 1.45 | 1.0 | 1.9 | | 20.1 | 24.6 | 6.9 | | | 0 | 0 |
| 2046 | | 352 | 373 | 1.45 | 0.6 | 0.6 | | 19.9 | 29.1 | 7.3 | | | 1 | 2½ |
| 2047 | | 406 | 410 | RAW | 0.7 | | | | 30.5 | | | | 1 | |
| 2043 | | 481 | 482 | RAW | 0.4 | | | | 46.9 | | | | 1 | |
| 2044 | | 490 | 493 | RAW | 0.3 | | | | 41.4 | | | | 1 | |
| 2042 | | 498 | 501 | RAW | 0.3 | | | | 27.6 | | | | 4½ | |
| 2040 | | 509 | 515 | 1.45 | 0.5 | 0.7 | | 20.4 | 34.4 | 9.1 | | | 1½ | 6 |
| 2045 | | 579 | 582 | RAW | 0.1 | | | | 24.2 | | | | 3½ | |

# SAMPLE ANALYSIS

## DRILL HOLE NO. 34

| SAMPLE NO. | SEAM NO. | COMPOSITE FROM | COMPOSITE TO | SPLIT | RAW MOIST. | FLOAT MOIST. | RAW VOL. | FLOAT VOL. | RAW ASH | FLOAT ASH | SINK ASH | RAW SULF. | RAW F.S.I. | FLOAT F.S.I. |
|---|---|---|---|---|---|---|---|---|---|---|---|---|---|---|
| | | FT. | | | | | | | | | | | | |
| 2048 | | 40 | 43 | RAW | 4.8 | | | | 52.8 | | | | 0 | |
| 2049 | | 60 | 62 | RAW | 4.8 | | | | 30.3 | | | | 0 | |
| 2050 | | 281 | 295 | 1.45 | 2.1 | 1.0 | | 18.2 | 41.6 | 7.5 | | | 0 | 0 |
| 2052 | | 302 | 303 | RAW | 0.4 | | | | 65.2 | | | | 1 | |
| 2051 | | 382 | 398) Less 6' ) | 1.45 | 0.8 | 0.5 | | 20.4 | 41.6 | 5.7 | | | 1 | 4 |
| 2058 | | 415 | 420 | 1.45 | 1.0 | 0.6 | | 20.2 | 56.0 | 7.1 | | | 1 | 7½ |
| 2059 | | 455 | 460 | 1.45 | 0.8 | 0.9 | | 19.9 | 62.8 | 6.9 | | | 1 | 5½ |

## DRILL HOLE NO. 35

| | | | | | | | | | | | | | | |
|---|---|---|---|---|---|---|---|---|---|---|---|---|---|---|
| 2054 | | 28 | 85 | RAW | 10.9 | | | | 38.6 | | | | 0 | |
| 2060 | | 85 | 86 | RAW | 6.8 | | | | 51.0 | | | | 0 | |
| 2057 | | 160 | 165 | 1.45 | 0.5 | 0.8 | | 21.3 | 28.6 | 8.3 | | | 3 | 8 |
| 2053 | | 250 | 259 | 1.45 | 2.7 | 0.9 | | 18.5 | 40.6 | 7.5 | | | 1 | 2 |
| 2056 | | 346 | 349 | RAW | 0.4 | | | | 18.2 | | | | 3½ | |
| 2055 | | 355 | 358 | RAW | 0.4 | | | | 21.9 | | | | 4½ | |
| 2061 | | 405 | 410 | 1.45 | 1.0 | 0.7 | | 18.3 | 43.9 | 8.1 | | | 1 | 3½ |

# S A M P L E  A N A L Y S I S

## DRILL HOLE NO. 36

| SAMPLE NO. | SEAM NO. | COMPOSITE FROM | TO | SPLIT | RAW MOIST. | FLOAT MOIST. | RAW VOL. | FLOAT VOL. | RAW ASH | FLOAT ASH | SINK ASH | RAW SULF. | RAW F.S.I. | FLOAT F.S.I. |
|---|---|---|---|---|---|---|---|---|---|---|---|---|---|---|
| | | FT. | | | | | | | | | | | | |
| 2132 | 8 | 190 | 240 ) Less 5' ) | 1.50 | | 1.6 | | 21.6 | | 8.3 | | | | 3 |
| 2133 | 9 | 409 | 420 | 1.55 | | 1.4 | | 21.4 | | 7.3 | | | | 1½ |
| 2135 | 10B | 500 | 518 | 1.55 | | 2.0 | | 20.9 | | 10.2 | | | | 7 |
| | | | | | | **DRILL HOLE NO. 37** | | | | | | | | |
| 2134 | 8 | 210 | 262 ) Less 5' ) | 1.50 | | 1.4 | | 21.3 | | 7.6 | | | | 1½ |
| 2136 | 9 | 448 | 470 ) Less 2' ) | 1.55 | | 1.0 | | 21.9 | | 9.3 | | | | 6½ |
| 2137 | 10B | 532 | 553 | 1.525 | | 1.1 | | 21.3 | | 10.0 | | | | 6 |
| 2138 | 10A | 582 | 593 | 1.50 | | 0.5 | | 20.4 | | 14.7 | | | | 3½ |
| | | | | | | **DRILL HOLE NO. 38** | | | | | | | | |
| 2139 | 8 | 286 | 339 ) Less 4' ) | 1.50 | | 0.5 | | 22.4 | | 7.0 | | | | 5 |

# S A M P L E  A N A L Y S I S

## DRILL HOLE NO. 39

| SAMPLE NO. | SEAM NO. | COMPOSITE FROM | TO | SPLIT | RAW MOIST. | FLOAT MOIST. | RAW VOL. | FLOAT VOL. | RAW ASH | FLOAT ASH | SINK ASH | RAW SULF | RAW F.S.I. | FLOAT F.S.I. |
|---|---|---|---|---|---|---|---|---|---|---|---|---|---|---|
| | | FT. | | | | | | | | | | | | |
| 2268 | | 113 | 117 | | 3.5 | | | | 44.8 | | | | | 0 |
| 2263 | 8 | 215 | 270 ) | | 1.3 | | 21.6 | | 19.2 | | | | 0 | |
| | | Less 8' | ) | | | | | | | | | | | |
| 2265 | 9 | 422 | 442 | 1.45 | 1.4 | 1.6 | | 21.0 | 21.3 | 6.8 | | | 1 | 1½ |
| 2266 | 10B | 500 | 512 | 1.45 | 1.0 | 1.6 | | 21.0 | 20.5 | 8.6 | | | 5½ | 7½ |
| 2267 | 10A | 546 | 554 | 1.45 | 0.7 | 1.0 | | 22.1 | 21.6 | 8.7 | | | 3½ | 6½ |

## DRILL HOLE NO. 40

| | | | | | | | | | | | | | | |
|---|---|---|---|---|---|---|---|---|---|---|---|---|---|---|
| 2144 | 8 | 158 | 210 | 1.50 | | 1.6 | | | | 6.6 | | | | 1 |
| | | Less 5' | | | | | | | | | | | | |
| 2145 | 9 | 391 | 418 | 1.45 | | 1.4 | | 21.2 | | 7.0 | | | | 3 |
| 2146 | 10B | 472 | 490 | 1.45 | | 1.3 | | 21.5 | | 8.2 | | | | 6 |
| 2147 | 10A | 518 | 528 | 1.50 | | 0.7 | | | | 18.3 | | | | 1 |

# SAMPLE ANALYSIS

## DRILL HOLE NO. 41

| SAMPLE NO. | SEAM NO. | COMPOSITE FROM | COMPOSITE TO | SPLIT | RAW MOIST. | FLOAT MOIST. | RAW VOL. | FLOAT VOL. | RAW ASH | FLOAT ASH | SINK ASH | RAW SULF. | RAW F.S.I. | FLOAT F.S.I. |
|---|---|---|---|---|---|---|---|---|---|---|---|---|---|---|
| | | FT. | | | | | | | | | | | | |
| 2140 | 8 | 223 | 262 | 1.475 | 0.4 | 1.3 | | 21.6 | 22.2 | 8.6 | | | 3½ | 5 |
| 2141 | 9 | 400 | 420 | 1.550 | | 0.8 | | | | 21.3 | | | | 4 |
| 2142 | 10B | 498 | 515 | 1.500 | | 1.1 | | | | 13.3 | | | | 6½ |
| 2143 | 10A | 531 | 537 | 1.475 | | 0.9 | | 21.8 | | 10.8 | | | | 6½ |

## DRILL HOLE NO. 42

| SAMPLE NO. | SEAM NO. | COMPOSITE FROM | COMPOSITE TO | SPLIT | RAW MOIST. | FLOAT MOIST. | RAW VOL. | FLOAT VOL. | RAW ASH | FLOAT ASH | SINK ASH | RAW SULF. | RAW F.S.I. | FLOAT F.S.I. |
|---|---|---|---|---|---|---|---|---|---|---|---|---|---|---|
| 2148 | 8 | 220 | 260 ) Less 2' ) | 1.475 | | 1.6 | | 22.4 | | 9.8 | | | | 4½ |
| 2273 | 9 | 398 | 418 | 1.450 | 0.7 | 1.1 | | 22.7 | 33.1 | 5.9 | | | 3 | 7½ |
| 2251 | 10B | 499 | 514 | 1.450 | | 0.9 | | | | 9.4 | | | | 7 |
| 2150 | 10A | 525 | 531 | 1.450 | | 0.6 | | | | 9.6 | | | | 6½ |

## DRILL HOLE NO. 43

| SAMPLE NO. | SEAM NO. | COMPOSITE FROM | COMPOSITE TO | SPLIT | RAW MOIST. | FLOAT MOIST. | RAW VOL. | FLOAT VOL. | RAW ASH | FLOAT ASH | SINK ASH | RAW SULF. | RAW F.S.I. | FLOAT F.S.I. |
|---|---|---|---|---|---|---|---|---|---|---|---|---|---|---|
| 2149 | 8 | 216 | 255 ) Less 5' ) | 1.475 | | 1.5 | | 21.1 | | 12.0 | | | | 4½ |

# SAMPLE ANALYSIS

## DRILL HOLE NO. 44

| SAMPLE NO. | SEAM NO. | COMPOSITE FROM | COMPOSITE TO | SPLIT | RAW MOIST. | FLOAT MOIST. | RAW VOL. | FLOAT VOL. | RAW ASH | FLOAT ASH | SINK ASH | RAW SULF. | RAW F.S.I. | FLOAT F.S.I. |
|---|---|---|---|---|---|---|---|---|---|---|---|---|---|---|
| | | FT. | | | | | | | | | | | | |
| 2269 | 8 | 247 | 284 | 1.450 | 0.9 | 1.0 | | 21.6 | 26.5 | 7.0 | | | 2½ | 4½ |
| 2270 | 9 | 433 | 455 ) Less 5' ) | 1.450 | 0.9 | 0.9 | | 21.8 | 38.9 | 11.1 | | | 3 | 6 |
| 2271 | 10B | 549 | 580 | 1.450 | 0.9 | 2.6 | | 20.1 | 16.9 | 10.6 | | | 6 | 6½ |
| 2278 | | 580 | 585 | 1.450 | 0.2 | 1.2 | | 19.9 | 17.8 | 8.8 | | | 1½ | 3½ |
| 2272 | 10A | 598 | 608 | 1.450 | 0.6 | 0.8 | | 19.8 | 22.6 | 16.2 | | | 2½ | 3½ |

## DRILL HOLE NO. 45

| | | | | | | | | | | | | | | |
|---|---|---|---|---|---|---|---|---|---|---|---|---|---|---|
| 2252 | 8 | 110 | 165 | 1.450 | | 0.9 | | | | 11.7 | | | | 4½ |

## DRILL HOLE NO. 46

| | | | | | | | | | | | | | | |
|---|---|---|---|---|---|---|---|---|---|---|---|---|---|---|
| 2253 | 8 | 109 | 150 | 1.450 | | 0.7 | | 21.3 | | 10.6 | | | | 4½ |

## DRILL HOLE NO. 47

| | | | | | | | | | | | | | | |
|---|---|---|---|---|---|---|---|---|---|---|---|---|---|---|
| 2254 | 8 | 100 | 147 | 1.450 | | 0.9 | | 21.3 | | 10.9 | | | | 5 |

# S A M P L E  A N A L Y S I S

## DRILL HOLE NO. 48

| SAMPLE NO. | SEAM NO. | COMPOSITE FROM | TO | SPLIT | RAW MOIST. | FLOAT MOIST. | RAW VOL. | FLOAT VOL. | RAW ASH | FLOAT ASH | SINK ASH | RAW SULF. | RAW F.S.I. | FLOAT F.S.I. |
|---|---|---|---|---|---|---|---|---|---|---|---|---|---|---|
| | | FT. | | | | | | | | | | | | |
| 2274 | 8 | 157 | 202 | 1.450 | 0.6 | 0.7 | | 21.5 | | 9.6 | | | | 5 |
| 2275 | 9 | 331 | 355 | 1.450 | 0.6 | 0.9 | | 22.3 | 34.0 | 7.5 | | | 3 | 7½ |
| | | Less 6' | | | | | | | | | | | | |
| 2276 | 10B | 443 | 488 | 1.450 | 0.3 | 0.6 | | 22.4 | 36.6 | 10.5 | | | 4½ | 7 |
| | | Less 9' | | | | | | | | | | | | |
| 2277 | 10A | 516 | 543 | 1.450 | 0.4 | 0.7 | | 20.1 | 25.1 | 12.1 | | | 3½ | 6½ |
| | | Less 8' | | | | | | | | | | | | |

## DRILL HOLE NO. 49

| | | | | | | | | | | | | | | |
|---|---|---|---|---|---|---|---|---|---|---|---|---|---|---|
| 2279 | 8 | 203 | 242 | 1.450 | 0.5 | 1.0 | | 21.2 | 21.7 | 5.2 | | | 4 | 5½ |
| | | Less 3' | | | | | | | | | | | | |
| 2282 | 9 | 452 | 455 | | 0.5 | | | | 44.4 | | | | 2½ | |
| 2280 | 10B | 513 | 530 | 1.450 | 0.4 | 1.3 | | 22.0 | 24.3 | 9.9 | | | 4 | 7 |
| 2281 | 10A | 545 | 556 | 1.450 | | 0.9 | | 21.6 | | 11.9 | | | 1 | 5 |

LINE CREEK

# SAMPLE ANALYSIS

## DRILL HOLE NO. 50

| SAMPLE NO. | SEAM | COMPOSITE FROM | COMPOSITE TO | SPLIT | FLOAT MOIST. | FLOAT VOL. | RAW ASH | FLOAT ASH | RECOVERIES D.H. Lbs. | RECOVERIES WASH % | FLOAT SULF. | RAW F.S.I. | FLOAT F.S.I. |
|---|---|---|---|---|---|---|---|---|---|---|---|---|---|
| 1997 | 6 | 32 | 60 ) Less 2' ) | 1.45 | 1.2 | 23.9 | 33.3 | 5.5 | 279 | | | 1½ | 4 |
| 1998 | 7 | 117 | 142 | 1.45 | 1.5 | 23.6 | 35.9 | 7.5 | 221 | | | 1½ | 6 |
| 1999 | 8 | 472 | 518 | 1.45 | 1.2 | 22.5 | 28.2 | 7.3 | 390 | | | 2½ | 5½ |

# SAMPLE ANALYSIS

## DRILL HOLE NO. 51

| SAMPLE NO. | SEAM NO. | COMPOSITE FROM (FT.) | COMPOSITE TO (FT.) | SPLIT | FLOAT MOIST. | FLOAT VOL. | RAW ASH | FLOAT ASH | RECOVERIES D.H. (LBS.) | RECOVERIES WASH (%) | FLOAT SULF. | RAW F.S.I. | FLOAT F.S.I. |
|---|---|---|---|---|---|---|---|---|---|---|---|---|---|
| 2283 | | 124 | 150 | 1.45 | 1.6 | 24.5 | 21.4 | 9.4 | 260 | | 0.52 | 3½ | 5 |
| 2284 | | 181 | 191 | 1.45 | 1.3 | 24.8 | 26.9 | 6.0 | 113 | | 0.81 | 4½ | 8 |
| 2285 | | 220 | 230 | 1.45 | 1.1 | 22.7 | 48.7 | 15.9 | 152 | | 0.56 | 1 | 4½ |
| 2286 | | 573 | 615 | 1.45 | 1.1 | 20.8 | 31.4 | 7.7 | 336 | | 0.35 | 2 | 4½ |
| 2287 | | 680 | 685 | 1.45 | 1.2 | 21.2 | 42.8 | 7.0 | 50 | | 0.51 | 2 | 4½ |
| 2288 | | 688 | 720 | 1.45 | 1.2 | 21.2 | 35.3 | 9.2 | 210 | 44.7 | 0.34 | 1½ | 5 |
| 2289 | | 736 | 748 | 1.45 | 1.4 | 22.9 | 38.8 | 8.0 | 87 | 26.5 | 0.6 | 3 | 7½ |

## DRILL HOLE NO. 52

| | | | | | | | | | | | | | |
|---|---|---|---|---|---|---|---|---|---|---|---|---|---|
| 2290 | | 140 | 160 | 1.475 | 1.8 | 25.6 | 20.0 | 9.3 | 135 | 62.9 | 0.52 | 6 | 6½ |
| 2291 | | 398 | 418 | 1.475 | 1.0 | 26.5 | 47.2 | 7.4 | 196 | 28.6 | 0.47 | 2 | 8 |
| 2292 | | 434 | 447 | 1.475 | 1.4 | 26.8 | 17.9 | 8.5 | 82 | 67.0 | 0.52 | 5½ | 7 |
| 2293 | | 478 | 484 | 1.45 | 1.1 | 26.8 | 34.5 | 10.6 | 66 | | 0.94 | 5 | 7 |
| 2294 | | 501 | 505 | 1.45 | 1.0 | 26.3 | 14.9 | 9.6 | 39 | | 0.96 | 5½ | 6 |

# SAMPLE ANALYSIS

## DRILL HOLE NO. 53

| SAMPLE NO. | SEAM NO. | COMPOSITE FROM (FT.) | COMPOSITE TO (FT.) | SPLIT | FLOAT MOIST. | FLOAT VOL. | RAW ASH | FLOAT ASH | RECOVERIES D.H. (LBS.) | RECOVERIES WASH (%) | FLOAT SULF. | RAW F.S.I. | FLOAT F.S.I. |
|---|---|---|---|---|---|---|---|---|---|---|---|---|---|
| 1960 | | 2 | 7 | 1.45 | 7.0 | 31.4 | 42.0 | 5.5 | 76 | | | 0 | 0 |
| 2296 | | 372 | 381 | 1.45 | 0.8 | 27.4 | 51.7 | 10.5 | 86 | | | 3½ | 8 |
| 2299 | | 551 | 588 | 1.475 | 1.7 | 22.5 | 21.4 | 10.7 | 342 | 63.4 | 0.34 | 3½ | 4 |
| 2300 | | 603 | 613 | 1.45 | 2.2 | 23.4 | 27.5 | 4.8 | 71 | | | 2½ | 6 |
| 2297 | | 624 | 683 | 1.45 | 1.4 | 24.2 | 39.1 | 10.4 | 352 | 31.8 | | 2 | 6½ |
| 2298 | | 706 | 730 | 1.45 | 1.5 | 23.2 | 42.7 | 9.0 | 146 | | | 1 | 6½ |

## DRILL HOLE NO. 54

| | | | | | | | | | | | | | |
|---|---|---|---|---|---|---|---|---|---|---|---|---|---|
| 1958 | | 52 | 60 | 1.45 | 0.9 | 25.2 | 14.8 | 6.8 | 81 | | | 6½ | 7 |
| 1955 | | 564 | 638 | 1.45 | 1.3 | 22.9 | 31.7 | 8.0 | 512 | | | 1½ | 6 |
| 1957 | | 645 | 698 | 1.45 | 1.1 | 22.8 | 28.1 | 7.8 | 478 | | | 2 | 6 |
| 1956 | | 715 | 730 | 1.45 | 1.0 | 23.5 | 32.2 | 8.3 | 72 | | | 3 | 8 |

# SAMPLE ANALYSIS

## DRILL HOLE NO. 55

| SAMPLE NO. | SEAM No. | COMPOSITE FROM | COMPOSITE TO | SPLIT | FLOAT MOIST. | FLOAT VOL. | RAW ASH | FLOAT ASH | RECOVERIES D.H. | RECOVERIES WASH | FLOAT SULF. | RAW F.S.I. | FLOAT F.S.I. |
|---|---|---|---|---|---|---|---|---|---|---|---|---|---|
| | | FT. | | | | | | | LBS. | % | | | |
| 1959 | | 252 | 288 | 1.45 | 1.2 | 21.9 | 20.6 | 8.3 | 331 | | | 2½ | 4½ |
| 1961 | | 365 | 404 ) Less 5' ) | 1.45 | 0.7 | 22.6 | 32.7 | 8.0 | 252 | | | 2 | 5 |

## DRILL HOLE NO. 56

| | | | | | | | | | | | | | |
|---|---|---|---|---|---|---|---|---|---|---|---|---|---|
| 1963 | | 285 | 326 | 1.45 | 1.0 | 21.2 | 27.1 | 7.1 | 396 | | 0.37 | 2 | 5 |
| 1964 | | 404 | 407 | | | | 35.1 | | | | | 2 | |
| 1962 | | 411 | 444 | 1.45 | 1.1 | 20.6 | 39.3 | 9.0 | 226 | | | 1 | 4½ |
| 1965 | | 452 | 455 | | | | 28.5 | | | | | 1½ | |

# SAMPLE ANALYSIS

## DRILL HOLE NO. 57

| SAMPLE NO. | SEAM NO. | COMPOSITE FROM | COMPOSITE TO | SPLIT | FLOAT MOIST. | FLOAT VOL. | RAW ASH | FLOAT ASH | RECOVERIES D.H. | RECOVERIES WASH | FLOAT SULF. | RAW F.S.I. | FLOAT F.S.I. |
|---|---|---|---|---|---|---|---|---|---|---|---|---|---|
| | | FT. | | | | | | | LBS. | % | | | |
| 1968 | | 197 | 205) Less 2' ) | 1.45 | 1.2 | 26.5 | 24.8 | 5.8 | 75 | | | 6½ | 8½ |
| 1966 | | 211 | 250) Less 8' ) | 1.45 | 1.6 | 25.7 | | 6.7 | 343 | | | 6½ | 8 |
| 1971 | | 282 | 283 | Raw | | | 19.3 | | 28 | | | 7½ | |
| 1970 | | 287 | 290 | | | | 53.7 | | 30 | | | 1 | |
| 1972 | | 312 | 320 | 1.45 | 1.1 | 23.6 | 21.2 | 8.7 | 96 | | | 3 | 6 |
| 1975 | | 640 | 676 | 1.475 | 1.7 | 21.9 | 30.5 | 10.5 | 312 | 58.9 | | 2 | 5½ |
| 1976 | | 740 | 798 | 1.475 | 1.8 | 21.7 | 28.0 | 7.8 | 246 | 49.7 | | 2 | 5½ |

## DRILL HOLE NO. 58

| | | | | | | | | | | | | | |
|---|---|---|---|---|---|---|---|---|---|---|---|---|---|
| 1982 | | 36 | 40 | Raw | | | 53.8 | | 31 | | | 1/2 | |
| 1979 | | 145 | 149 | Raw | | | 37.2 | | 35 | | | 1½ | |
| 1983 | | 428 | 430 | Raw | | | 53.9 | | 28 | | | 1½ | |
| 1980 | | 485 | 490 | 1.45 | 0.9 | 27.7 | 44.7 | 6.3 | 36 | | | 4 | 8 |
| 1981 | | 634 | 666 | 1.45 | 0.8 | 25.4 | 48.2 | 6.4 | 248 | | | 2½ | 7 |

# SAMPLE ANALYSIS

## DRILL HOLE NO. 59

| SAMPLE NO. | SEAM NO. | COMPOSITE FROM | COMPOSITE TO | SPLIT | FLOAT MOIST. | FLOAT VOL. | RAW ASH | FLOAT ASH | RECOVERIES D.H. | RECOVERIES WASH | FLOAT SULF. | RAW F.S.I. | FLOAT F.S.I. |
|---|---|---|---|---|---|---|---|---|---|---|---|---|---|
| | | FT. | | | | | | | LBS. | % | | | |
| 1987 | | 65 | 66 | Raw | | | 47.3 | | 15 | | | 0 | |
| 1988 | | 68 | 69 | Raw | | | 54.9 | | 16 | | | 0 | |
| 1985 | | 183 | 185 | Raw | | | 7.3 | | 22 | | | ½ | |
| 1986 | | 188 Less 2' | 192 ) | Raw | | | 55.1 | | 24 | | | 0 | |
| 1984 | | 223 | 226 | Raw | | | 34.3 | | 30 | | | 1 | |
| 1992 | | 669 | 673 | Raw | | | 32.0 | | | | | 5 | |
| 1993 | | 698 | 705 | 1.45 | 1.3 | 26.0 | 26.4 | 4.8 | | | | 5½ | 7½ |
| 1994 | | 710 | 713 | Raw | | | 23.5 | | | | | 7 | |

LINE CREEK

# S A M P L E  A N A L Y S I S

| SAMPLE NO. | SEAM | COMPOSITE FROM | COMPOSITE TO | SPLIT | FLOAT MOIST. | FLOAT VOL. | RAW ASH | FLOAT ASH | RECOVERIES D.H. Lbs. | RECOVERIES WASH % | FLOAT SULF. | RAW F.S.I. | FLOAT F.S.I. |
|---|---|---|---|---|---|---|---|---|---|---|---|---|---|
| | | | | | | DRILL HOLE NO. 60 | | | | | | | |
| 1996 | 10B | 190 | 199 | 1.45 | 1.3 | 21.4 | 44.7 | 13.9 | 75 | | | 1½ | 5½ |
| 1995 | 10A | 216 | 226 | 1.45 | 0.5 | 22.3 | 12.7 | 8.1 | 49 | | | 4½ | 7 |
| | | | | | | DRILL HOLE NO. 61 | | | | | | | |
| 2801 | 10B | 97 | 114 | 1.45 | 1.3 | 22.3 | 24.0 | 7.8 | 156 | | | 4½ | 7½ |
| 2000 | 10A | 130 | 139 | 1.45 | 1.2 | 21.5 | 33.0 | 11.2 | 461 | | | 1½ | 7 |

LINE CREEK

# SAMPLE ANALYSIS

## DRILL HOLE NO. 62

| SAMPLE NO. | | COMPOSITE FROM (FT.) | TO (FT.) | SPLIT | FLOAT MOIST. | FLOAT VOL. | RAW ASH | FLOAT ASH | RECOVERIES D.H. (LBS.) | WASH (%) | FLOAT SULF. | RAW F.S.I. | FLOAT F.S.I. |
|---|---|---|---|---|---|---|---|---|---|---|---|---|---|
| 2803 | | 219 | 222 | | | | 34.9 | | 30 | | | 0 | |
| 2802 | 8 | 302 | 348 | 1.45 | 1.7 | 21.2 | 19.9 | 6.2 | 462 | | | 1 | 2½ |
| 2806 | 9 | 491 | 511 | 1.45 | 1.5 | 20.7 | 15.4 | 8.3 | 202 | | | 1 | 1½ |
| 2807 | 10B | 574 | 588 | 1.45 | 1.0 | 20.2 | 22.8 | 13.8 | 165 | | | 5½ | 6½ |
| 2808 | 10A | 620 | 628 | 1.45 | 1.3 | 21.7 | 25.6 | 13.8 | 78 | | | 3½ | 6 |

BIG INDIAN - LINE CREEK

## DRILL HOLE NO. 63

| | | | | | | | | | | | | | |
|---|---|---|---|---|---|---|---|---|---|---|---|---|---|
| 2809 | 8 | 63 Less 10' | 157 ) | 1.45 | 1.6 | 22.8 | 32.9 | 6.8 | 747 | | | 1½ | 6 |

LINE CREEK

## DRILL HOLE NO. 64

| | | | | | | | | | | | | | |
|---|---|---|---|---|---|---|---|---|---|---|---|---|---|
| 2810 | 8 | 323 Less 2' | 387 ) | 1.45 | 0.6 | 20.5 | 19.3 | 6.9 | 720 | | | 4 | 6 |
| 2812 | 9 | 579 | 604 | 1.45 | 1.2 | 22.4 | 35.0 | 7.0 | 173 | | | 1 | 3½ |
| 2811 | 10B | 655 | 677 | 1.45 | 1.6 | 21.7 | 30.5 | 6.6 | 302 | | | 4½ | 6 |
| 2813 | 10A | 734 | 745 | 1.45 | 1.0 | 21.6 | 21.9 | 11.7 | 68 | | | 3 | 5½ |

# SAMPLE ANALYSIS

## DRILL HOLE NO. 65

| SAMPLE NO. | COMPOSITE FROM | TO | SPLIT | FLOAT MOIST. | FLOAT VOL. | RAW ASH | FLOAT ASH | RECOVERIES D.H. | WASH | FLOAT SULF. | RAW F.S.I. | FLOAT F.S.I. |
|---|---|---|---|---|---|---|---|---|---|---|---|---|
| | FT. | | | | | | | LBS. | % | | | |
| 2814 | 155 | 195 ) Less 3' ) | 1.45 | 1.3 | 25.0 | 26.9 | 7.0 | 392 | | | 4 | 6½ |
| 2815 | 288 | 315 | 1.45 | 1.7 | 22.4 | 28.6 | 7.2 | 270 | | | 1½ | 5 |
| 2816 | 315 | 333 ) Less 1' ) | 1.45 | 1.2 | 21.5 | 38.0 | 15.2 | 49 | | | 1 | 5½ |

## DRILL HOLE NO. 66

| SAMPLE NO. | COMPOSITE FROM | TO | SPLIT | FLOAT MOIST. | FLOAT VOL. | RAW ASH | FLOAT ASH | RECOVERIES D.H. | WASH | FLOAT SULF. | RAW F.S.I. | FLOAT F.S.I. |
|---|---|---|---|---|---|---|---|---|---|---|---|---|
| 2818 | 22 | 56 | 1.45 | 1.7 | 26.9 | 21.4 | 5.6 | 279 | | | 5 | 7½ |
| 2817 | 207 | 233 | 1.45 | 2.6 | 24.8 | 17.8 | 6.1 | 216 | | | 6 | 8½ |
| 2819 | 264 | 273 | 1.45 | 1.8 | 25.4 | 22.5 | 7.0 | 90 | | | 5 | 7½ |
| 2820 | 302 | 305 | | | | 25.1 | | 29 | | | 5 | |
| 2821 | 311 | 313 | | | | 17.1 | | 29 | | | 4 | |
| 2844 | 689 | 720 | 1.45 | | 23.1 | 23.0 | 6.5 | 226 | | | 3 | 5½ |
| 2843 | 743 | 794 ) Less 6' ) | 1.45 | 1.3 | 22.4 | 30.0 | 6.7 | 288 | | | 2 | 4 |
| 2845 | 814 | 823 | 1.45 | 0.8 | 22.4 | 51.0 | 14.1 | 62 | | | 1 | 7½ |

# SAMPLE ANALYSIS

## DRILL HOLE NO. 67

| SAMPLE NO. | | COMPOSITE FROM | TO | SPLIT | FLOAT MOIST. | FLOAT VOL. | RAW ASH | FLOAT ASH | RECOVERIES D.H. | WASH | FLOAT SULF. | RAW F.S.I. | FLOAT F.S.I. |
|---|---|---|---|---|---|---|---|---|---|---|---|---|---|
| | | FT. | | | | | | | LBS. | % | | | |
| 2829 | | 0 | 5 | 1.45 | 10.8 | | 27.8 | 6.1 | 43 | | | 0 | 0 |
| 2825 | | 64 | 71 | | | | 75.9 | | 49 | | | 0 | 0 |
| 2823 | | 163 | 174 | 1.45 | 2.2 | 24.8 | 44.8 | 7.6 | 71 | | | 0 | 1 |
| 2822 | | 248 | 267 | 1.45 | 2.0 | 24.1 | 28.2 | 7.5 | 201 | | | 1 | |
| 2826 | 6 | 464 | 486 | 1.45 | 1.8 | 22.3 | 38.1 | 12.0 | 188 | | | 4½ | 7½ |
| 2828 | | 539 | 545 ) Less 3' ) | | | | 16.1 | | | | | 2½ | |
| 2827 | | 573 | 576 | 1.45 | 1.1 | 22.8 | 4.9 | 8.5 | 78 | | | 3½ | 5½ |
| 2831 | 7 | 914 | 955 | 1.45 | 1.6 | 21.2 | 20.0 | 7.2 | 262 | | | 2½ | 3½ |
| 2832 | 8 | 1013 | 1053 ) Less 3') | 1.45 | 1.6 | 20.8 | 22.0 | 6.7 | 247 | | | 2 | 4½ |
| 2833 | 8 | 1067 | 1073 | 1.45 | 1.2 | 21.2 | 27.0 | 6.0 | 34 | | | 5½ | 7½ |

# SAMPLE ANALYSIS

## DRILL HOLE NO. 68

| SAMPLE NO. | COMPOSITE FROM | TO | SPLIT | FLOAT MOIST. | FLOAT VOL. | RAW ASH | FLOAT ASH | RECOVERIES D.H. | WASH | FLOAT SULF. | RAW F.S.I. | FLOAT F.S.I. |
|---|---|---|---|---|---|---|---|---|---|---|---|---|
| | FT. | | | | | | | LBS. | % | | | |
| 2848 | 19 | 25 | | | | 12.2 | | 28 | | | 0 | |
| 2849 | 25 | 27 | | | | 54.0 | | | | | 0 | |
| 2839 | 23 | 28 | 1.45 | 7.7 | | 9.5 | 7.1 | 63 | | | 0 | 0 |
| 2846 | 127 | 132 | 1.45 | 0.8 | 30.1 | 16.0 | 2.9 | 45 | | | 8 | 8½ |
| 2850 | 135 | 139 | | | | 32.0 | | 24 | | | 1½ | |
| 3206 | 161 | 165 | | 0.7 | | 15.7 | | 39 | | | 7½ | |
| 2840 | 162 | 166 | | | | 21.0 | | 22 | | | 8 | |
| 2847 | 172 | 175 | | 0.8 | | 23.0 | | 48 | | | 7 | |
| 3216 | 178 | 185 | 1.45 | 1.4 | 28.2 | 27.1 | 7.5 | 47 | | | 5½ | 7½ |
| 2834 | 280 | 300 | 1.45 | 0.9 | 27.3 | 38.0 | 9.3 | 162 | | | 4½ | 8½ |
| 3203 | 313 | 331 | 1.45 | 1.0 | 27.6 | 26.8 | 5.9 | 157 | | | 4½ | 8 |
| 2841 | 364 | 370 | 1.45 | 1.3 | 27.1 | 22.0 | 6.1 | 9 | | | 8½ | 8 |
| 3205 | 390 | 424 | 1.45 | 1.1 | 29.3 | 47.5 | 6.3 | 136 | | | 3½ | 8½ |
| 3836 | 485 | 500 | 1.45 | 0.8 | 28.2 | 56.1 | 9.1 | 78 | | | 1½ | 8½ |
| 2837 | 536 | 549 | 1.45 | 1.2 | | 52.3 | 6.7 | 102 | | | 4 | 8 |
| 2838 | 559 | 565 | 1.45 | 1.1 | 26.9 | 56.0 | 7.1 | 63 | | | 1½ | 8½ |

# SAMPLE ANALYSIS

## DRILL HOLE NO. 69

| SAMPLE NO. | SEAM | COMPOSITE FROM | COMPOSITE TO | SPLIT | FLOAT MOIST. | FLOAT VOL. | RAW ASH | FLOAT ASH | RECOVERIES D.H. | RECOVERIES WASH | FLOAT SULF. | RAW F.S.I. | FLOAT F.S.I. |
|---|---|---|---|---|---|---|---|---|---|---|---|---|---|
| | | FT. | | | | | | | LBS. | % | | | |
| 3202 | | 166 | 198 | 1.45 | 0.7 | 22.0 | 42.0 | 8.9 | 341 | | | 2½ | 6½ |
| 3204 | | 236 | 243 | 1.45 | 0.6 | 20.9 | 37.3 | 8.5 | 68 | | | 4 | 8 |
| 3207 | | 252 | 255 | | | | 40.5 | | 33 | | | 3½ | |
| 3212 | | 488 | 493 | 1.45 | 0.9 | 23.9 | 53.9 | 6.2 | 28 | | | 3½ | 6½ |
| 3213 | | 589 | 692 ) Less 10' ) | 1.45 | 0.4 | 22.4 | 25.5 | 10.5 | 826 | | | 3 | 7½ |

# SAMPLE ANALYSIS

## DRILL HOLE NO. 70

| SAMPLE NO. | SEAM | COMPOSITE FROM | COMPOSITE TO | SPLIT | FLOAT MOIST. | FLOAT VOL. | RAW ASH | FLOAT ASH | RECOVERIES D.H. | RECOVERIES WASH | FLOAT SULF. | RAW F.S.I. | FLOAT F.S.I. |
|---|---|---|---|---|---|---|---|---|---|---|---|---|---|
| | | FT. | | | | | | | LBS. | % | | | |
| 3215 | 3 | 98 | 115 | 1.45 | 3.4 | | 21.6 | 4.6 | 202 | | | 0 | 0 |
| 3220 | | 127 | 130 | | | | 41.8 | | 41 | | | 0 | |
| 3221 | | 156 | 159 | | | | 22.1 | | 36 | | | 0 | |
| 3217 | | 201 | 204 | | | | 31.6 | | 55 | | | 0 | |
| 3222 | 4 | 271 | 280 | 1.45 | 2.9 | 26.2 | 19.8 | 4.4 | 86 | | | 0 | ½ |
| 3236 | | 337 | 345 | 1.45 | 1.8 | 24.4 | 44.9 | 6.2 | 71 | | | 1 | 4 |
| 3237 | 5 | 488 | 500 | 1.45 | 1.0 | 22.6 | 29.6 | 7.0 | 68 | | | 1½ | 5 |
| 3239 | 6 | 687 | 700 | 1.45 | 1.1 | 23.9 | 22.4 | 5.5 | 59 | | | 6½ | 7½ |
| 3238 | 7 | 808 | 835 ) Less 8' ) | 1.45 | 0.6 | 23.8 | 36.6 | 6.6 | 123 | | | 2½ | 7½ |
| 3240 | | 1064 | 1069 | 1.45 | 0.8 | 23.3 | 41.9 | 9.7 | 26 | | | 2½ | 8 |
| 3242 | 8 | 1151 | 1202 ) Less 2' ) | 1.45 | 1.1 | 20.7 | 26.4 | 7.3 | 204 | | | 2½ | 4½ |
| 3243 | 9 | 1356 | 1375 | 1.45 | 1.1 | | 24.1 | 7.2 | 60 | | | 5 | 7 |
| 3244 | | 1393 | 1398 | 1.45 | | | 25.9 | | 28 | | | 3½ | |

# SAMPLE ANALYSIS

## DRILL HOLE NO. 71

| SAMPLE NO. | COMPOSITE FROM | TO | SPLIT | FLOAT MOIST. | FLOAT VOL. | RAW ASH | FLOAT ASH | RECOVERIES D.H. | WASH | FLOAT SULF. | RAW F.S.I. | FLOAT F.S.I. |
|---|---|---|---|---|---|---|---|---|---|---|---|---|
| | FT. | | | | | | | LBS. | % | | | |
| 3223 | 265 | 308 ) Less 5' ) | 1.45 | 1.2 | 21.3 | 18.7 | 7.2 | 270 | | | 3 | 3½ |
| 3225 | 446 | 468 ) Less 5' ) | 1.45 | 0.4 | 22.8 | 34.2 | 7.7 | 147 | | | 3½ | 7 |
| 3226 | 559 | 579 | 1.45 | 0.9 | 24.4 | 19.4 | 8.0 | 117 | | | 6½ | 8 |
| 3224 | 592 | 605 | 1.45 | 0.6 | 19.5 | 22.0 | 10.0 | 93 | | | 4 | 6 |

# S A M P L E  A N A L Y S I S

## DRILL HOLE NO. 72

| SAMPLE NO. | COMPOSITE FROM | COMPOSITE TO | SPLIT | FLOAT MOIST. | FLOAT VOL. | RAW ASH | FLOAT ASH | RECOVERIES D.H. | RECOVERIES WASH | FLOAT SULF. | RAW F.S.I. | FLOAT F.S.I. |
|---|---|---|---|---|---|---|---|---|---|---|---|---|
| | Ft. | | | | | | | Lbs. | % | | | |
| 3245 | 400 | 496 | 1.450 | 0.8 | 23.0 | 21.5 | 8.7 | 938 | | | 6 | 7½ |
| 3246 | 590 | 598 | 1.450 | 0.5 | 26.2 | 19.6 | 10.7 | 84 | | | 5½ | 8 |
| 3247 | 335 | 354) Less 3' ) | 1.450 | 0.8 | 21.0 | 34.0 | 9.5 | 148 | | | 2½ | 6½ |

## DRILL HOLE NO. 73

| | | | | | | | | | | | | |
|---|---|---|---|---|---|---|---|---|---|---|---|---|
| 3248 | 183 | 196 | 1.450 | 1.3 | 27.1 | 15.7 | 4.4 | 166 | | | 7 | 7 |
| 3249 | 241 | 267 | 1.450 | 1.7 | 26.0 | 25.0 | 5.6 | 301 | | | 2½ | 5 |
| 3414 | 785 | 790 | 1.450 | 0.9 | 27.1 | 25.0 | 3.8 | 13 | | | - | 8 |
| 3426 | 1,235 | 1,240 | 1.450 | 0.4 | 22.2 | 9.0 | 7.0 | - | | | 3 | 5 |
| 3424 | 1,331 | 1,385 | 1.450 | 0.6 | 22.0 | 21.5 | 7.0 | 356 | | | 4 | 5 |
| 3425 | 1,400 | 1,411 | 1.450 | 0.9 | 19.6 | 29.2 | 7.4 | 46 | | | 3 | 4½ |
| 3436 | 1,658 | 1,664 | 1.450 | 1.0 | - | 55.7 | 7.4 | | | | 1 | 5½ |

# S A M P L E  A N A L Y S I S

## DRILL HOLE NO. 74

| SAMPLE NO. | COMPOSITE FROM | COMPOSITE TO | SPLIT | FLOAT MOIST. | FLOAT VOL. | RAW ASH | FLOAT ASH | RECOVERIES D.H. | RECOVERIES WASH | FLOAT SULF. | RAW F.S.I. | FLOAT F.S.I. | % FLOAT SULF. |
|---|---|---|---|---|---|---|---|---|---|---|---|---|---|
| | Ft. | | | | | | | Lbs. | % | | | | |
| 3407 | 186 | 245 | 1.450 | 1.0 | 27.8 | 11.3 | 4.8 | 422 | 89.1 | | 7½ | 8 | 0.49 |
| 3410 | 590 | 635 | 1.450 | 1.0 | 23.1 | 22.3 | 6.1 | 316 | 71.1 | | 3½ | 6 | 0.29 |
| 3413 | 657 | 662 | 1.450 | 0.6 | 23.5 | 29.5 | 8.9 | 41 | | | 4½ | 6½ | |
| 3412 | 695 | 703 | 1.450 | 0.3 | 21.8 | 24.1 | 5.8 | 118 | | | 4½ | 6 | |
| 3415 | 940 | 945 | 1.450 | 0.5 | 21.9 | 68.1 | 10.0 | 20 | | | 1 | 7½ | |

## DRILL HOLE NO. 75

| | | | | | | | | | | | | | |
|---|---|---|---|---|---|---|---|---|---|---|---|---|---|
| 3416 | 63 | 70 ) Less 2' ) | 1.450 | 0.8 | 28.2 | - | 4.2 | 33 | | | | 7½ | |
| 3418 | 274 | 315 | 1.450 | 1.1 | 26.5 | - | 4.9 | 331 | | | 7 | 7½ | |
| 3421 | 329 | 333 | Raw | 0.5 | - | 15.3 | | | | | | 4½ | |
| 3419 | 593 | 629 | 1.450 | 0.7 | 22.3 | 17.9 | 6.1 | 264 | | | 3½ | 5 | |
| 3420 | 650 | 653 | Raw | 0.2 | - | 39.5 | | | | | | 5½ | |
| 3422 | 695 | 700 | Raw | - | - | 27.3 | - | | | | 3 | | |

# SAMPLE ANALYSIS

## DRILL HOLE NO. 76

| SAMPLE NO. | COMPOSITE FROM | TO | SPLIT | FLOAT MOIST. | FLOAT VOL. | RAW ASH | FLOAT ASH | RECOVERIES D.H. | WASH | FLOAT SULF. | RAW F.S.I. | FLOAT F.S.I. |
|---|---|---|---|---|---|---|---|---|---|---|---|---|
| | Ft. | | | | | | | Lbs. | % | | | |
| 3423 | 176 | 265 | 1.450 | 0.8 | 27.0 | 14.5 | 4.9 | 858 | | | 7½ | 8 |
| 3432 | 548 | 590 | 1.450 | 1.0 | 25.6 | 21.6 | 6.3 | 294 | | | 4 | 5½ |
| 3429 | 614 | 619 | 1.450 | 1.0 | 22.1 | 24.8 | | 32 | | | 3½ | 5 |
| 3428 | 649 | 657 | 1.450 | 0.6 | 21.6 | 24.4 | 8.4 | 59 | | | 4 | 6½ |

## DRILL HOLE NO. 77

| | | | | | | | | | | | | |
|---|---|---|---|---|---|---|---|---|---|---|---|---|
| 3434 | 222 | 265 | 1.450 | 1.9 | 24.2 | 19.4 | 8.7 | 423 | | | 5½ | 7 |
| 4019 | 487 | 489 | Raw | 0.6 | - | 27.2 | | 23 | | | 4½ | |
| 3437 | 743 | 785 | 1.450 | 1.1 | 27.1 | 17.8 | 4.3 | 206 | | | 7 | 7½ |

# SAMPLE ANALYSIS

## DRILL HOLE NO. 78

| SAMPLE NO. | COMPOSITE FROM | COMPOSITE TO | SPLIT | FLOAT MOIST. | FLOAT VOL. | RAW ASH | FLOAT ASH | RECOVERIES D.H. | RECOVERIES WASH | FLOAT SULF. | RAW F.S.I. | FLOAT F.S.I. |
|---|---|---|---|---|---|---|---|---|---|---|---|---|
| | Ft. | | | | | | | Lbs. | % | | | |
| 4002 | 58 | 64 | 1.450 | 5.2 | 31.9 | 34.0 | 2.8 | 36 | | | 0 | 0 |
| 3449 | 117 | 122 | 1.450 | 2.4 | 34.1 | 45.7 | 3.2 | 50 | | | 0 | 1 |
| 4008 | 129 | 133 | Raw | - | - | 41.5 | 2.7 | 19 | | | 0 | - |
| 4004 | 241 | 245 | 1.450 | 2.6 | 30.1 | 42.8 | 3.3 | 23 | | | 0 | 1½ |
| 3446 | 360 | 366 | 1.450 | 1.0 | 27.9 | 33.2 | 7.1 | 86 | | | 5½ | 6 |
| 3445 | 474 | 494 | 1.450 | 1.9 | 20.6 | 35.4 | 8.9 | 94 | | | 4½ | 6 |
| 4003 | 503 | 510 | 1.450 | 3 | 28.0 | 26.3 | 6.2 | 51 | | | 4½ | 7½ |
| 3440 | 544 | 560 | 1.450 | 1.1 | 27.6 | 25.8 | 6.4 | 180 | | | 5½ | 6 |
| 3444 | 740 | 754 | 1.450 | 0.8 | 27.3 | 34.1 | 5.5 | 105 | | | 5½ | 7 |
| 4010 | 786 | 788 | Raw | - | - | 14.4 | | | | | | |
| 4005 | 850 | 855 | 1.450 | 0.8 | 27.0 | 61.8 | 5.1 | 31 | | | 1 | 6½ |
| 3443 | 945 | 958 | 1.450 | 1.1 | 23.3 | 21.8 | 8.6 | 90 | | | 4½ | 6 |
| 3448 | 1095 | 1115 | 1.450 | 0.9 | 25.2 | 36.7 | 7.6 | 238 | | | 4 | 6½ |
| 4022 | 1542 | 1550 | 1.450 | 1.0 | 24.1 | 16.0 | 7.2 | 39 | | | 4 | 6 |
| 4023 | 1623 | 1627 | Raw | - | - | 68.8 | | 27 | | | 1 | - |
| 4021 | 1743 | 1745 | Raw | - | - | 47.9 | | 19 | | | | 1 |
| 4024 | 1848 | 1883 | 1.450 | 0.9 | 23.3 | 30.9 | 5.7 | 244 | | | 3 | 6 |
| 4025 | 1889 | 1890 | Raw | - | - | 77.6 | | 6 | | | | 1 |

# S A M P L E  A N A L Y S I S

## DRILL HOLE NO. 79

| SAMPLE NO. | COMPOSITE FROM | COMPOSITE TO | SPLIT | FLOAT MOIST. | FLOAT VOL. | RAW ASH | FLOAT ASH | RECOVERIES D.H. | RECOVERIES WASH | FLOAT SULF. | RAW F.S.I. | FLOAT F.S.I. |
|---|---|---|---|---|---|---|---|---|---|---|---|---|
| | Ft. | | | | | | | Lbs. | % | | | |
| 3441 | 149 | 154 | 1.450 | 1.7 | 27.8 | 8.8 | 3.7 | 48 | | | 1½ | 2 |
| 3439 | 160 | 209 | 1.450 | 1.1 | 28.9 | 14.9 | 8.9 | 497 | | | 6 | 6½ |
| 4012 | 210 | 212 | Raw | - | - | 19.0 | | | | | 4 | |
| 4020 | 296 | 300 | Raw | 0.6 | - | 27.2 | | 23 | | | 4 | |
| 4000 | 742 | 840 | 1.450 | 1.2 | 24.8 | 16.5 | 4.4 | 573 | | | 6 | 7½ |

## DRILL HOLE NO. 80

| SAMPLE NO. | COMPOSITE FROM | COMPOSITE TO | SPLIT | FLOAT MOIST. | FLOAT VOL. | RAW ASH | FLOAT ASH | RECOVERIES D.H. | RECOVERIES WASH | FLOAT SULF. | RAW F.S.I. | FLOAT F.S.I. |
|---|---|---|---|---|---|---|---|---|---|---|---|---|
| 3450 | 43 | 64 | 1.450 | 1.0 | 28.8 | 23.7 | 3.4 | 238 | | | 6 | 7 |
| 4011 | 135 | 137 | Raw | 1.1 | | 37.5 | | 11 | | | 5 | |
| 4013 | 149 | 153 | Raw | - | - | 47.9 | | 42 | | | 4 | |
| 4007 | 384 | 424 | 1.450 | 0.8 | 28.1 | 12.8 | 3.9 | 321 | | | 7 | 7½ |
| 4014 | 451 | 453 | Raw | - | - | 29.6 | | 9 | | | 4½ | |
| 4018 | 505 | 507 | Raw | - | - | 24.4 | | 24 | | | | 7½ |
| 4009 | 531 | 544 | Raw | 0.9 | 30.1 | 16.9 | 4.5 | 92 | | | 6 | 7 |
| 4043 | 826 | 828 | Raw | - | - | 42.6 | | 14 | | | | 2½ |
| 4033 | 831 | 866 ) Less 3' ) | 1.450 | 1.3 | 26.4 | 20.3 | 6.8 | 239 | | | - | 3 |
| 4034 | 953 | 966 ) Less 3' ) | 1.450 | 0.8 | 29.0 | 34.2 | 5.6 | 83 | | | 2½ | 7 |

# S A M P L E  A N A L Y S I S

## DRILL HOLE NO. 81

| SAMPLE NO. | COMPOSITE FROM | COMPOSITE TO | SPLIT | FLOAT MOIST. | FLOAT VOL. | RAW ASH | FLOAT ASH | RECOVERIES D.H. | RECOVERIES WASH | FLOAT SULF. | RAW F.S.I. | FLOAT F.S.I. |
|---|---|---|---|---|---|---|---|---|---|---|---|---|
| | Ft. | | | | | | | Lbs. | % | | | |
| 4026 | 116 | 140 | 1.450 | 0.8 | 30.3 | 13.6 | 3.5 | 196 | | | 5½ | 6 |
| 4027 | 271 | 289 | 1.450 | 0.9 | 29.6 | 27.8 | 5.3 | - | | | 5½ | 7½ |
| 4031 | 307 | 312 | 1.450 | 0.7 | 29.0 | 42.4 | 8.2 | 35 | | | 1½ | 7 |
| 4030 | 318 | 336 | 1.450 | 0.8 | - | 61.9 | 10.2 | 101 | | | 1 | 7½ |
| 4029 | 364 | 366 | Raw | - | - | 43.1 | - | 35 | | | 3½ | - |
| 4039 | 632 | 693 | 1.450 | 1.1 | 27.5 | 13.5 | 5.3 | 444 | | | 7 | 7½ |
| 4044 | 704 | 706 | Raw | - | - | 32.0 | | 15 | | | 2½ | |

## DRILL HOLE NO. 82

| SAMPLE NO. | COMPOSITE FROM | COMPOSITE TO | SPLIT | FLOAT MOIST. | FLOAT VOL. | RAW ASH | FLOAT ASH | RECOVERIES D.H. | RECOVERIES WASH | FLOAT SULF. | RAW F.S.I. | FLOAT F.S.I. |
|---|---|---|---|---|---|---|---|---|---|---|---|---|
| 4032 | 214 | 226 ) Less 4' ) | 1.450 | 1.0 | 33.4 | 45.1 | 8.0 | 200 | | | 1 | 7½ |
| 4037 | 488 | 500 | 1.450 | 1.1 | 29.3 | 60.2 | 5.4 | 84 | | | 2½ | 7½ |
| 4036 | 500 | 525 | 1.450 | 1.6 | 28.0 | 11.7 | 3.7 | 100 | | | 6 | 6½ |
| 4035 | 525 | 565 | 1.450 | 1.1 | 28.3 | 12.8 | 5.4 | 202 | | | - | 7½ |
| 4038 | 830 | 840 | 1.450 | 1.4 | 26.0 | 36.0 | 9.0 | 100 | | | 3 | 7½ |
| 4102 | 1068 | 1077 | 1.450 | 1.0 | 27.0 | 40.9 | 6.4 | 90 | | | 3 | 6 |
| 4104 | 1475 | 1505 | 1.450 | 1.0 | 25.8 | 30.4 ? | 4.4 | 204 | | | 5 | 7½ |
| 4101 | 1495 | 1535 ) Less 5' ) | | 0.6 | 26.1 | - | 7.3 | 288 | | | - | 7½ |
| 4049 | 1552 | 1596 ) Less 10' ) | 1.450 | 1.0 | 22.3 | 27.6 | 6.5 | 256 | | | 3½ | 5½ |

# SAMPLE ANALYSIS

## DRILL HOLE NO. 83

| SAMPLE NO. | COMPOSITE FROM | COMPOSITE TO | SPLIT | FLOAT MOIST. | FLOAT VOL. | RAW ASH | FLOAT ASH | RECOVERIES D.H. | RECOVERIES WASH | FLOAT SULF. | RAW F.S.I. | FLOAT F.S.I. |
|---|---|---|---|---|---|---|---|---|---|---|---|---|
| | Ft. | | | | | | | Lbs. | % | | | |
| 4042 | 27 | 32 | Raw | - | - | 65.5 | - | | | | 0 | |
| 4041 | 45 | 51 | 1.450 | 2.2 | 30.3 | 24.5 | 7.6 | 28 | | | 1½ | 6½ |
| 4040 | 100 | 110 | 1.450 | 0.9 | 31.0 | 58.6 | 5.5 | 87 | | | 1½ | 7½ |
| 4025 | 216 | 244 | 1.450 | 1.1 | 29.5 | 15.2 | 2.7 | 172 | | | 7 | 7 |
| 4047 | 270 | 272 | Raw | - | - | 22.2 | | | | | - | - |
| 4046 | 405 | 420 | 1.450 | 1.1 | 27.6 | 19.0 | 5.1 | 106 | | | 6½ | 7½ |
| 4048 | 503 | 508 | 1.450 | 0.8 | 29.7 | 29.7 | 4.9 | 43 | | | 5½ | 7½ |
| 4103 | 820 | 882 | 1.450 | 1.0 | 27.3 | 15.7 | 4.9 | 504 | | | 7 | 7½ |

## DRILL HOLE NO. 84

| | | | | | | | | | | | | |
|---|---|---|---|---|---|---|---|---|---|---|---|---|
| 4105 | 182 | 211 | 1.450 | 3.0 | 25.5 | 24.7 | 5.0 | 338 | | | 0 | 0 |
| 4106 | 585 | 594 | 1.450 | 0.8 | 23.3 | 31.1 | 7.8 | 92 | | | 3 | 6½ |
| 4107 | 550 | 555 | 1.450 | 1.0 | 21.7 | 37.5 | 7.7 | 32 | | | 2 | 5½ |
| 4108 | 480 | 484 | Raw | - | - | 39.7 | | | | | 2 | |
| 4109 | 452 | 480) Less 4' ) | 1.450 | 0.4 | 24.6 | 36.7 | 7.1 | 134 | | | 3½ | 7 |
| 4110 | 802 | 837 | 1.450 | 0.8 | 21.2 | 33.0 | 8.3 | 256 | | | 1 | 5 |

# S A M P L E  A N A L Y S I S

## DRILL HOLE NO. 85

| SAMPLE NO. | COMPOSITE FROM | TO | SPLIT | FLOAT MOIST. | FLOAT VOL. | RAW ASH | FLOAT ASH | RECOVERIES D.H. | WASH | FLOAT SULF. | RAW F.S.I. | FLOAT F.S.I. |
|---|---|---|---|---|---|---|---|---|---|---|---|---|
| | Ft. | | | | | | | Lbs. | % | | | |
| 4113 | 116 | 132 | 1.450 | 1.5 | 27.0 | 14.1 | 4.6 | 178 | | | 6 | 6 |
| 4114 | 104 | 110 | 1.450 | 2.2 | 27.4 | 39.4 | 4.3 | 48 | | | 1 | 2 |
| 4115 | 152 | 155 | Raw | 0.8 | - | 26.5 | | 26 | | | 6 | |

## DRILL HOLE NO. 86

| | | | | | | | | | | | | |
|---|---|---|---|---|---|---|---|---|---|---|---|---|
| 4112 | 175 | 201 | 1.450 | 1.3 | - | 26.0 | 8.0 | 240 | | | 5½ | 6 |

Samples 4122, 4123 and 4124 rejected because of high shale content.

TABLE 1. ADIT NO. 13.

C.N.I. LTD.

Classification by Rank. - as Rec'd.

| | |
|---|---|
| Ash: | 20.49% |
| Volatile Matter: | 20.71% |
| Residual Moisture: | 0.84% |
| Fixed Carbon: | 57.96% |
| Sulphur: | 0.46% |
| B.T.U./lb.: | 11,390 |
| Rank: | Low volatile bituminous ? |

ASTM dmmf ~ 26% Vol.

TABLE 2. ADIT NO. 13.

C.N.I. LTD.

Size Analyses - Sulphur, B.T.U., Residual Moisture and Free Swelling Index. - as Rec'd.

| Size Fraction | Weight % | Sulphur % | B.T.U./lb. | R.M. % | F.S.I. |
|---|---|---|---|---|---|
| 2" x 1" | 13.95 | 0.36 | 10,370 | 0.82 | 1.00 |
| 1" x 1/2" | 19.79 | 0.40 | 10,600 | 0.88 | 1.00 |
| 1/2" x 1/4" | 16.19 | 0.44 | 10,880 | 0.76 | 1.16 |
| 1/4" x 8 m. | 19.27 | 0.48 | 11,890 | 0.84 | 3.66 |
| 8 m. x 28 m. | 18.30 | 0.49 | 12,230 | 0.86 | 5.16 |
| 28 m. x 100 m. | 9.20 | 0.56 | 13,040 | 0.91 | 5.84 |
| - 100 m. | 3.30 | 0.86 | 10,760 | 0.83 | 4.66 |
| TOTAL | 100.00 | 0.46 | 11,390 | 0.84 | 2.87 |

S. can be fixed?

# TABLE 3. ADIT NO. 13.

C.N.I. LTD.

Weight & Ash Distribution vs. Size and Specific Gravity.

(Figures in brackets show the Ash Content of Individual Fractions.)

| Size \ Sp.Gr. | 1.30 | 1.35 | 1.40 | 1.50 | 1.60 | 1.80 | | TOTAL |
|---|---|---|---|---|---|---|---|---|
| 2" x 1" | 0.42 (4.03) | 4.45 (6.78) | 2.95 (10.59) | 1.54 (16.92) | 0.55 (29.78) | 0.79 (38.09) | 3.24 (80.11) | 13.95 (28.33) |
| 1" x 1/2" | 1.09 (3.57) | 5.99 (6.31) | 4.08 (10.58) | 2.82 (17.56) | 1.18 (30.53) | 1.54 (43.11) | 3.09 (76.86) | 19.79 (23.96) |
| 1/2" x 1/4" | 1.93 (2.75) | 4.47 (6.36) | 2.92 (10.70) | 2.40 (17.75) | 0.98 (29.67) | 1.11 (44.15) | 2.38 (75.80) | 16.19 (22.61) |
| 1/4" x 8 m. | 4.68 (2.76) | 4.50 (6.37) | 3.16 (10.22) | 2.70 (19.24) | 0.98 (29.25) | 0.91 (43.29) | 2.34 (76.61) | 19.27 (19.36) |
| 8 m. x 28 m. | 7.15 (2.25) | 3.45 (5.99 | 2.31 (10.10) | 2.13 (18.11) | 0.74 (27.52) | 0.65 (38.63) | 1.87 (73.93) | 18.30 (15.43) |
| 28 m. x 100 m. | 4.36 (1.90) | 1.58 (5.66) | 0.99 (9.28) | 0.89 (16.29) | 0.35 (26.80) | 0.30 (38.92) | 0.73 (72.11) | 9.20 (12.47) |
| TOTAL | 19.63 (2.45) | 24.44 (6.33) | 16.42 (10.39) | 12.48 (17.88) | 4.78 (29.27) | 5.30 (41.82) | 13.65 (76.75) | 96.70 (20.74) |
| - 100 nesh | This fraction forms 3.30% of the total sample and has an ash content of 13.31%, thus giving a total sample ash value of 20.49%. | | | | | | | |

## TABLE 4. ADIT NO. 13.

C.N.I. Ltd.

Weight & Volatile Matter Distribution v.s Size and Specific Gravity.

(Figures in brackets show the Volatile Matter Content of Individual Fractions.)

| Size \ Sp.Gr. | 1.30 | 1.35 | 1.40 | 1.50 | 1.60 | 1.80 | | TOTAL |
|---|---|---|---|---|---|---|---|---|
| 2" x 1" | 0.42 (23.84) | 4.45 (21.70) | 2.96 (21.32) | 1.54 (19.76) | 0.55 (19.40) | 0.79 (19.96) | 3.24 (11.52) | 13.95 (18.92) |
| 1" x 1/2" | 1.09 (24.08) | 5.99 (22.02) | 4.08 (20.52) | 2.82 (20.06) | 1.18 (19.84) | 1.54 (17.81) | 3.09 (11.54) | 19.79 (19.45) |
| 1/2" x 1/4" | 1.93 (24.98) | 4.47 (22.72) | 2.92 (20.96) | 2.40 (19.92) | 0.98 (19.50) | 1.11 (16.96) | 2.38 (11.62) | 16.19 (20.04) |
| 1/4" x 8 m. | 4.68 (25.30) | 4.50 (22.16) | 3.16 (20.42) | 2.70 (19.74) | 0.98 (17.52) | 0.91 (17.16) | 2.34 (12.38) | 19.27 (20.64) |
| 8 m. x 28 m. | 7.15 (26.38) | 3.45 (22.46) | 2.31 (20.84) | 2.13 (19.54) | 0.74 (19.32) | 0.65 (18.00) | 1.87 (17.14) | 18.30 (22.62) |
| 28 m. x 100 m. | 4.36 (25.61) | 1.58 (22.93) | 0.99 (21.07) | 0.89 (20.01) | 0.35 (19.51) | 0.30 (17.33) | 0.73 (17.25) | 9.20 (22.95) |
| TOTAL | 19.63 (25.63) | 24.44 (22.24) | 16.42 (20.80) | 12.48 (19.83) | 4.78 (19.14) | 5.30 (17.84) | 13.65 (12.77) | 96.70 (20.64) |
| - 100 mesh | This fraction forms 3.30% of the total sample and has a volatile matter content of 22.63%, thus giving a total sample volatile matter value of 20.71%. | | | | | | | |

TABLE 5. ADIT NO. 13.

C.N.I. Ltd.

Washability Data - 2" x 28 mesh.

| Specific Gravity Fraction | Fractional | | Cumulative | | | | F.S.I. |
|---|---|---|---|---|---|---|---|
| | | | Floats | | Sinks | | |
| | Wt. % | Ash % | Wt. % | Ash % | Wt. % | Ash % | |
| -1.30 | 17.45 | 2.61 | 17.45 | 2.61 | 100.00 | 21.61 | 8.75 |
| 1.30-1.35 | 26.13 | 6.37 | 43.58 | 4.86 | 82.55 | 25.63 | 2.85 |
| 1.35-1.40 | 17.63 | 10.47 | 61.21 | 6.48 | 56.42 | 34.55 | 1.33 |
| 1.40-1.50 | 13.25 | 18.01 | 74.46 | 8.53 | 38.79 | 45.50 | 1.24 |
| 1.50-1.60 | 5.06 | 29.46 | 79.52 | 9.86 | 25.54 | 59.76 | 1.00 |
| 1.60-1.80 | 5.71 | 42.00 | 85.23 | 12.02 | 20.48 | 67.25 | 1.00 |
| +1.80 | 14.77 | 77.01 | 100.00 | 21.61 | 14.77 | 77.01 | 0.00 |
| TOTAL | 100.00 | 21.62 | | | | | |

TABLE 6. ADIT NO. 13.

Washability Data - 28 m. x 100 mesh.

| Specific Gravity Fraction | Fractional | | Cumulative | | | | F.S.I. |
|---|---|---|---|---|---|---|---|
| | | | Floats | | Sinks | | |
| | Wt. % | Ash % | Wt. % | Ash % | Wt. % | Ash % | |
| -1.30 | 47.36 | 1.90 | 47.36 | 1.90 | 100.00 | 12.47 | 9.00 |
| 1.30-1.35 | 17.13 | 5.66 | 64.49 | 2.90 | 52.64 | 21.98 | 4.83 |
| 1.35 - 1.40 | 10.79 | 9.28 | 75.28 | 3.81 | 35.51 | 29.85 | 1.50 |
| 1.40-1.50 | 9.72 | 16.29 | 85.00 | 5.24 | 24.72 | 38.82 | 1.50 |
| 1.50-1.60 | 3.82 | 26.80 | 88.82 | 6.17 | 15.00 | 53.42 | 1.00 |
| 1.60-1.80 | 3.73 | 38.92 | 92.05 | 7.32 | 11.18 | 62.52 | 1.00 |
| +1.80 | 7.95 | 72.11 | 100.00 | 12.47 | 7.95 | 72.11 | 0.00 |
| TOTAL | 100.00 | 12.47 | | | | | |

## TABLE 7. ADIT NO. 13.

C.N.I. LTD.

Free Swelling Index.

| Sp. Gr. \ Size | 2" x 1" | 1" x 1/2" | 1/2" x 1/4" | 1/4" x 8 m. | 8 m. x 28 m. | 28 m. x 100 m. |
|---|---|---|---|---|---|---|
| - 1.30 | 5, 4½, 5 | 7, 7½, 7½ | 9, 9, 9 | 9, 9, 9 | 9, 9, 9 | 9, 9, 9 |
| 1.30 - 1.35 | 2, 2, 2 | 1½, 2, 2 | 3, 3, 3 | 3½, 3½, 3½ | 4½, 4½, 5 | 5, 5, 4½ |
| 1.35 - 1.40 | 1½, 1, 1 | 1, 1, 1 | 2, 1½, 1½ | 1½, 1½, 1½ | 1½, 1½, 1½ | 1½, 1½, 1½ |
| 1.40 - 1.50 | 1, 1, 1 | 1, 1½, 1 | 1, 1, 1 | 1½, 1½, 1½ | 1½, 1½, 1½ | 1½, 1½, 1½ |
| 1.50 - 1.60 | 1, 1, 1 | 1, 1, 1 | 1, 1, 1 | 1, 1, 1 | 1, 1, 1 | 1, 1, 1 |
| 1.60 - 1.80 | 1, 1, 1 | 1, 1, 1 | 1, 1, 1 | 1, 1, 1 | 1, 1, 1 | 1, 1, 1 |
| + 1.80 | N.A. | N.A. | N.A. | N.A. | N.A. | N.A. |

NOTE: F.S.I. on - 100 mesh fraction is 4½, 4½, 5.

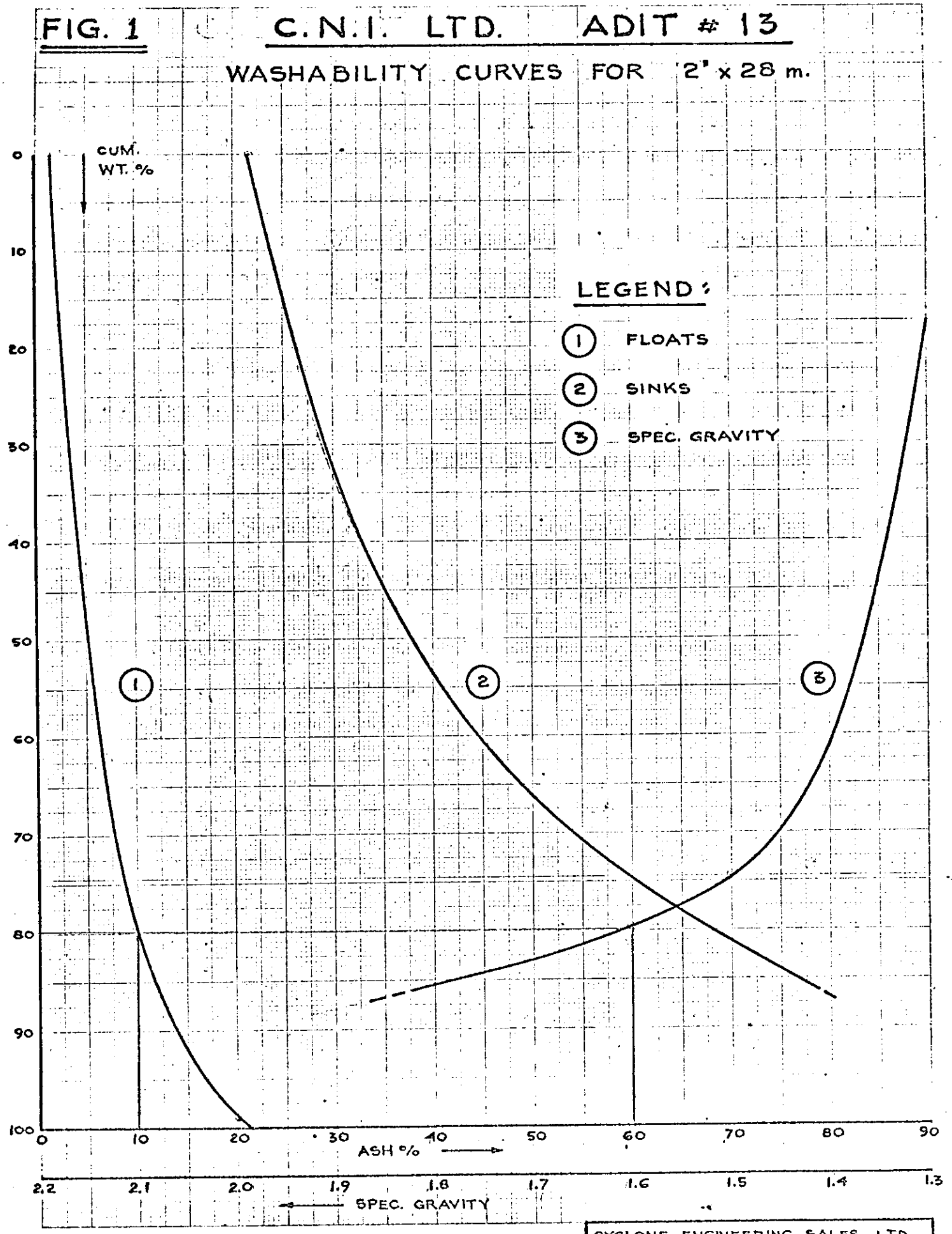


K&E 10 X 10 TO THE CENTIMETER 46 1521
19 X 25 CM. MADE IN U.S.A.
KEUFFEL & ESSER CO.

# FIG. 2 C.N.I. LTD. ADIT # 13

## PERFORMANCE EVALUATION CURVES FOR 2" x 28 m.
## ( ASH ON RAW 21.62 % )

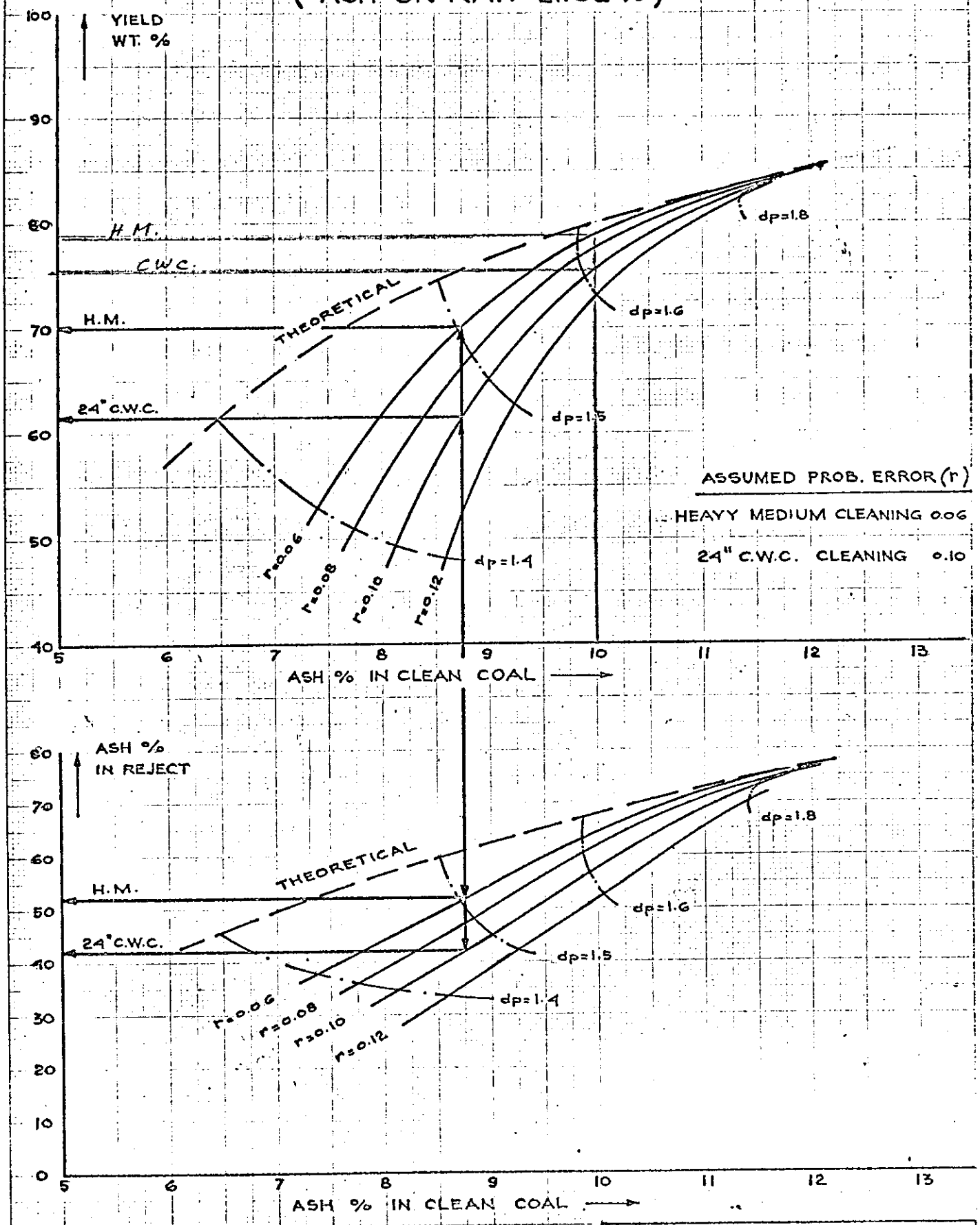


JULY 15/'70 LAMAN

CYCLONE ENGINEERING SALES LTD.
EDMONTON ALBERTA CANADA

K&E 10 X 10 TO THE CENTIMETER 46 1521
10 X 25 CM. MADE IN U.S.A.
KEUFFEL & ESSER CO.

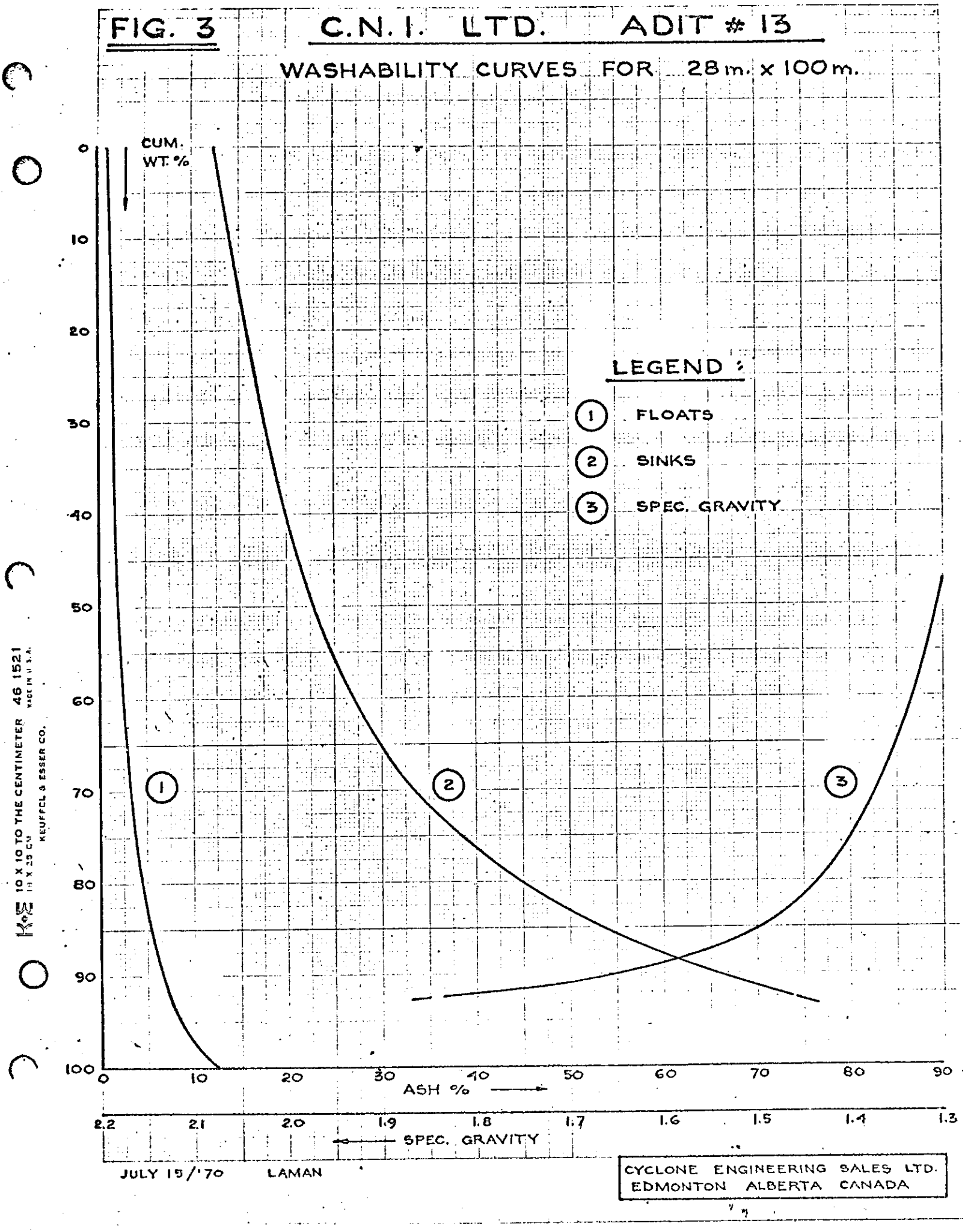
FIG. 3
C.N.I. LTD. ADIT # 13
WASHABILITY CURVES FOR 28 m. x 100 m.
CUM. WT. %
0
10
20
30
40
50
60
70
80
90
100
LEGEND :
1 FLOATS
2 SINKS
3 SPEC. GRAVITY
0
10
20
30
40
50
60
70
80
90
ASH %
2.2
2.1
2.0
1.9
1.8
1.7
1.6
1.5
1.4
1.3
SPEC. GRAVITY
JULY 15/'70
LAMAN
CYCLONE ENGINEERING SALES LTD.
EDMONTON ALBERTA CANADA
10 X 10 TO THE CENTIMETER 46 1521
KEUFFEL & ESSER CO.

# FIG. 4 C.N.I. LTD. – ADIT # 13

## PERFORMANCE EVALUATION CURVES FOR 28m. x 100m.
## ( ASH ON RAW 12.47 % )

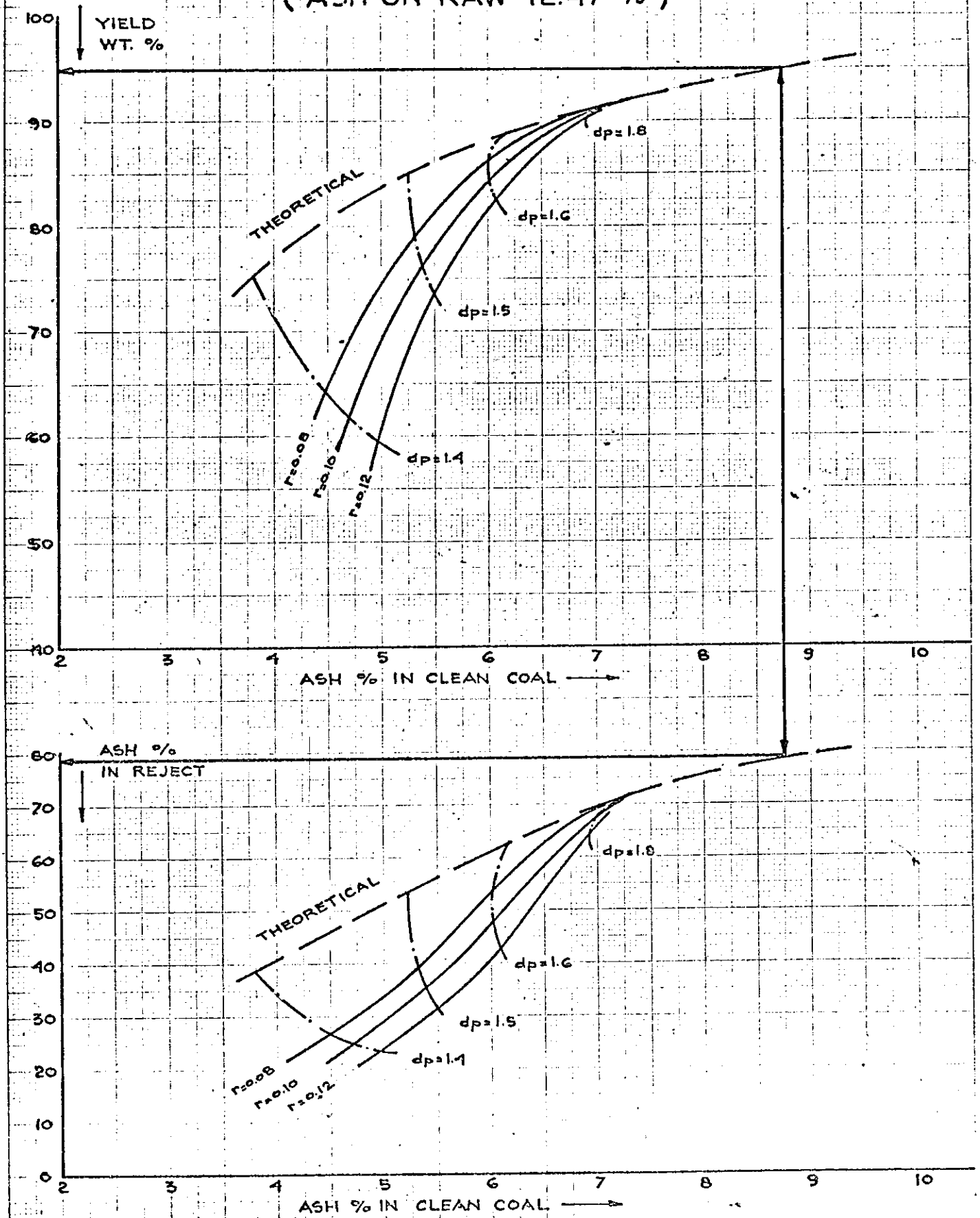


JULY 15/'70 LAMAN

CYCLONE ENGINEERING SALES LTD.
EDMONTON ALBERTA CANADA

K+E 10 X 10 TO THE CENTIMETER 46 1521
18 X 25 CM KEUFFEL & ESSER CO.

# FIG. 1 CROWS NEST INDUSTRIES LTD.

## FERNIE # 8

## PERFORMANCE EVALUATION CURVES FOR 2" x 28m

(ASH ON RAW 19.26%)

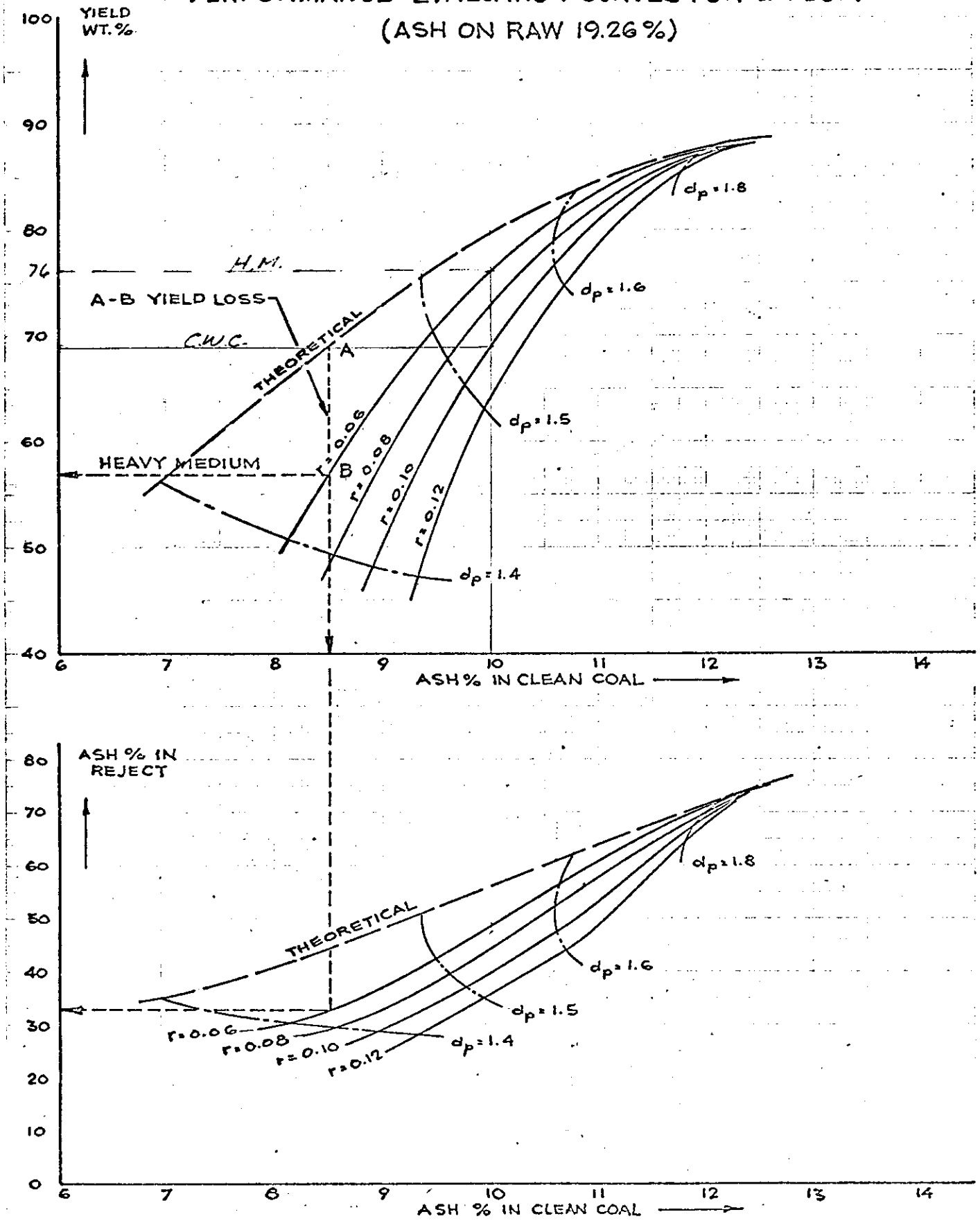


JUNE 11./70 H. SCH.

CYCLONE ENGINEERING SALES LTD.
EDMONTON ALBERTA CANADA

# FIG. 2 CROWS NEST INDUSTRIES LTD.

## FERNIE # 9

## PERFORMANCE EVALUATION CURVES FOR 2" x 28m

(ASH ON RAW 15.78%)

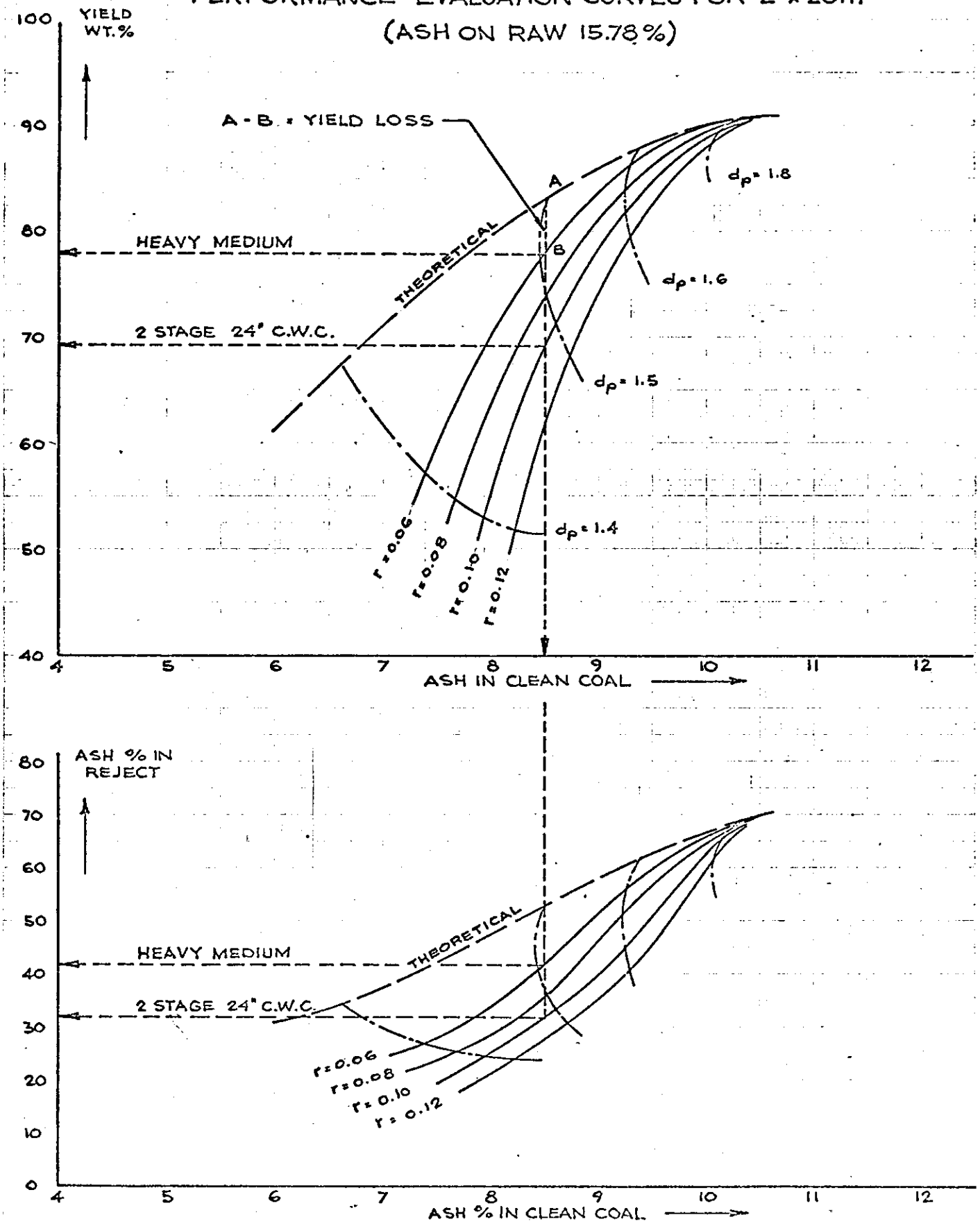


JUNE 10./70. H. SCH.

CYCLONE ENGINEERING SALES LTD.
EDMONTON ALBERTA CANADA

# FIG. 3 CROWS NEST INDUSTRIES LTD.

## FERNIE ✡ 10-B

## PERFORMANCE EVALUATION CURVES FOR 2" x 28m

(ASH ON RAW 17.33%)

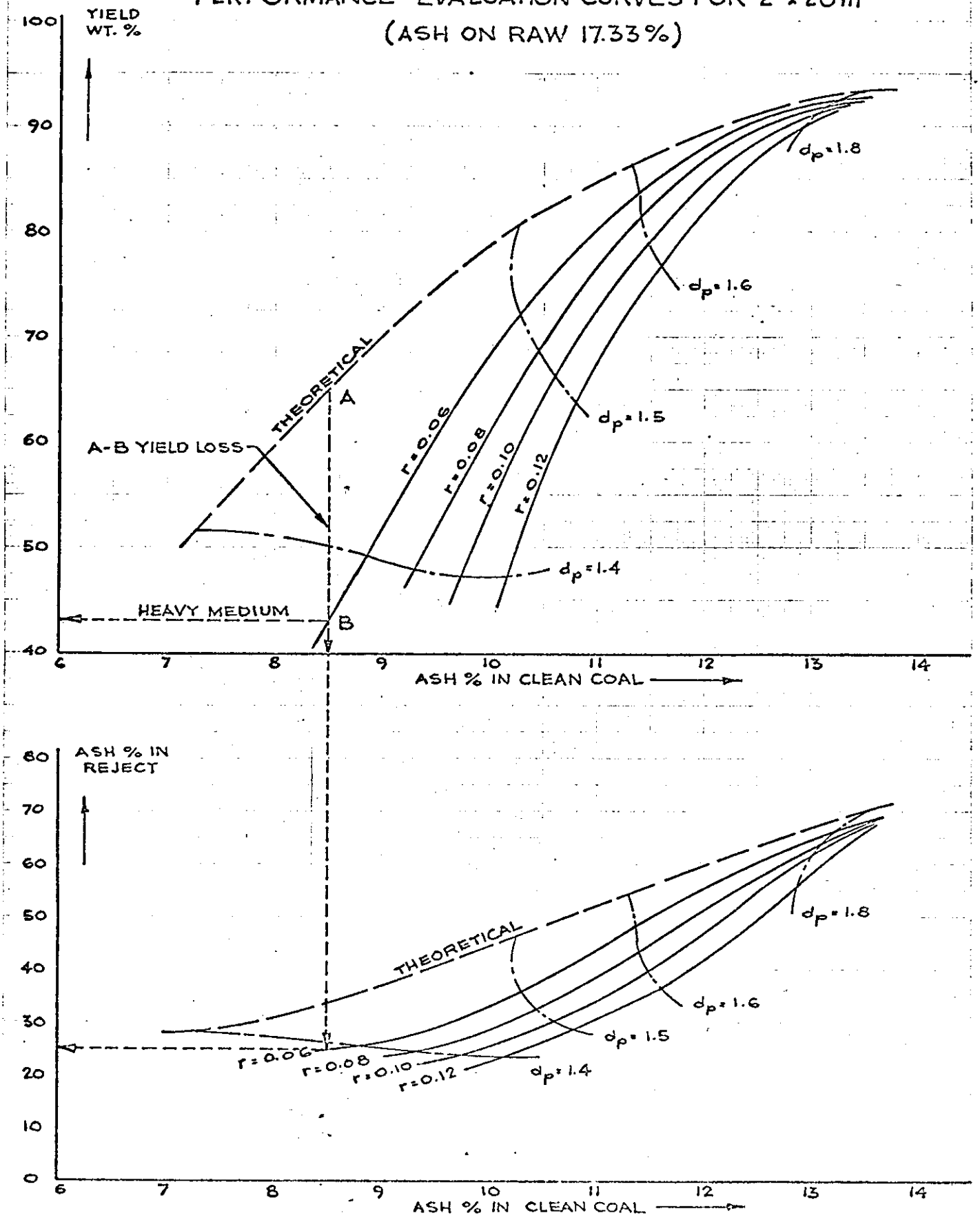


JUNE 11./70 H. SCH.

CYCLONE ENGINEERING SALES LTD.
EDMONTON ALBERTA CANADA

TABLE 1. ADIT NO. 12.

C.N.I. LTD.

Classification by Rank.

| | |
|---|---|
| Ash: | 18.25% |
| Volatile Matter: | 20.10% |
| Residual Moisture: | 0.70% |
| Fixed Carbon: | 60.95% |
| Sulphur: | 0.22% |
| B.T.U./lb.: | 12,380 |
| Rank: | Medium volatile bituminous |

TABLE 2. ADIT NO. 12.

C.N.I. LTD.

Size Analysis - Sulphur, B.T.U. and Residual Moisture.

| Size | Weight % | Sulphur % | B.T.U./lb. | R.M. % |
|---|---|---|---|---|
| 2 x 1" | 9.23 | 0.30 | 12,180 | 0.83 |
| 1 x 1/2" | 17.91 | 0.15 | 12,290 | 0.71 |
| 1/2 x 1/4" | 20.76 | 0.13 | 12,350 | 0.68 |
| 1/4 x 8 m. | 23.80 | 0.18 | 12,300 | 0.74 |
| 8 x 28 m. | 16.97 | 0.36 | 12,430 | 0.90 |
| 28 x 200 m. | 10.33 | 0.26 | 12,810 | 0.85 |
| - 200 m. | 1.00 | 0.33 | 12,760 | 0.97 |
| Total | 100.00 | 0.22 | 12,380 | 0.77 |

## TABLE 3. ADIT NO. 12.

C.N.I. LTD.

Weight & Ash Distribution vs. Size and Specific Gravity.

(Figures in brackets show the Ash Content of individual fractions.)

| Size \ Sp. Gr. | 1.30 | | 1.35 | 1.40 | 1.50 | 1.60 | 1.80 | Total |
|---|---|---|---|---|---|---|---|---|
| 1" x 1/2" | 0.52 (2.60) | 2.59 (7.38) | 5.66 (11.85) | 5.42 (18.34) | 1.60 (27.72) | 1.43 (40.32) | 0.69 (68.78) | 17.91 (18.78) |
| 1/2" x 1/4" | 0.70 (2.22) | 2.72 (7.24) | 6.06 (11.88) | 7.29 (19.46) | 2.06 (27.06) | 1.23 (40.34) | 0.70 (68.83) | 20.76 (18.72) |
| 1/4" x 8 m. | 1.52 (1.71) | 2.94 (7.12) | 5.30 (11.61) | 8.92 (17.74) | 2.94 (27.12) | 1.34 (38.98) | 0.84 (67.94) | 23.80 (18.17) |
| 8 m. x 28 m. | 1.55 (1.46) | 2.65 (5.71) | 3.62 (10.89) | 5.45 (17.35) | 2.02 (27.07) | 0.96 (38.53) | 0.72 (69.54) | 16.97 (17.27 |
| 28 m. x 200 m. | 1.80 (1.28) | 1.61 (5.23) | 1.74 (9.73) | 3.00 (15.72) | 0.66 (26.21) | 0.45 (36.94) | 1.01 (66.63) | 10.33 (17.43) |
| Total | 6.09 (1.65) | 12.51 (6.65) | 22.38 (11.48) | 30.08 (17.99) | 9.28 (27.13) | 5.41 (39.39) | 4.02 (68.18) | 89.77 (18.16) |
| 2" x 1" | This fraction forms 9.23% of the toal sample and has an ash content of 19.40% | | | | | | | |
| - 200 m. | This fraction forms 1.00% of the total sample and has an ash content of 16.13%, thus giving a total sample ash value of 18.25% | | | | | | | |

## TABLE 4. ADIT NO. 12

C.N.I. LTD.

Weight % and Volatile Matter % vs. Size and Specific Gravity.

(Figures in brackets give Volatile Matter.)

| Size \ Sp. Gr. | 1.30 | 1.35 | 1.40 | 1.50 | 1.60 | 1.80 | | Total |
|---|---|---|---|---|---|---|---|---|
| 1" x 1/2" | 0.52 (24.27) | 2.59 (23.17) | 5.66 (21.11) | 5.42 (19.31) | 1.60 (17.63) | 1.43 (16.11) | 0.69 (12.91) | 17.91 (19.92) |
| 1/2" x 1/4" | 0.70 (24.62) | 2.72 (23.02) | 6.06 (20.74) | 7.29 (19.06) | 2.06 (17.64) | 1.23 (16.66) | 0.70 (13.12) | 20.76 (19.77) |
| 1/4" x 8 m. | 1.52 (24.60) | 2.94 (22.82) | 5.30 (21.26) | 8.92 (19.16) | 2.94 (18.20) | 1.34 (16.84) | 0.84 (14.06) | 23.80 (19.99) |
| 8 m. x 28 m. | 1.55 (24.30) | 2.65 (23.58) | 3.62 (20.66) | 5.45 (19.54) | 2.02 (18.54) | 0.96 (17.78) | 0.72 (13.76) | 16.97 (20.37) |
| 28 m. x 200 m. | 1.80 (25.55) | 1.61 (23.29) | 1.74 (21.39) | 3.00 (19.71) | 0.66 (19.39) | 0.45 (17.99) | 1.07 (14.07) | 10.33 (20.88) |
| Total | 6.09 (24.77) | 12.51 (23.15) | 22.38 (20.99) | 30.08 (19.28) | 9.28 (18.13) | 5.41 (16.86) | 4.02 (13.64) | 89.77 (20.10) |
| 2" x 1" | This fraction forms 9.23% of the total sample and has a volatile matter content of 20.05%. | | | | | | | |
| - 200 m. | This fraction forms 1.00% of the total sample and has a volatile matter content of 20.77%, thus giving a total sample volatile matter content of 20.10%. | | | | | | | |

## TABLE 5. ADIT NO. 12.

C.N.I. LTD.

Washability Data - 1" x 28 m.

| Specific Gravity Fraction | Fractional | | | Cumulative | | | | | |
|---|---|---|---|---|---|---|---|---|---|
| | | | | Floats | | | Sinks | | |
| | Wt. % | Ash % | F.S.I. | Wt. % | Ash % | F.S.I. | Wt. % | Ash% | F.S.I. |
| - 1.30 | 5.40 | 1.81 | 10.00 | 5.40 | 1.81 | 10.00 | 100.00 | 18.26 | 3.76 |
| 1.30 - 1.35 | 13.72 | 6.87 | 9.16 | 19.12 | 5.44 | 9.40 | 94.60 | 19.20 | 3.40 |
| 1.35 - 1.40 | 25.98 | 11.63 | 5.51 | 45.10 | 9.01 | 7.16 | 80.88 | 21.29 | 2.43 |
| 1.40 - 1.50 | 34.09 | 18.24 | 1.03 | 79.19 | 12.98 | 4.52 | 54.90 | 25.86 | 0.97 |
| 1.50 - 1.60 | 10.85 | 27.21 | 1.00 | 90.04 | 14.70 | 4.10 | 20.81 | 38.34 | 0.86 |
| 1.60 - 1.80 | 6.25 | 39.62 | 1.00 | 96.29 | 16.31 | 3.89 | 9.96 | 50.47 | 0.72 |
| + 1.80 | 3.71 | 68.74 | 0.24 | 100.00 | 18.26 | 3.76 | 3.71 | 68.74 | 0.24 |
| Total | 100.00 | 18.26 | 3.76 | | | | | | |

## TABLE 6. ADIT NO. 12.

Washability Data - 28 m. x 200 m.

| Specific Gravity Fraction | Fractional | | | Cumulative | | | | | |
|---|---|---|---|---|---|---|---|---|---|
| | | | | Floats | | | Sinks | | |
| | Wt. % | Ash % | F.S.I. | Wt. % | Ash % | F.S.I. | Wt. % | Ash % | F.S.I. |
| - 1.30 | 17.42 | 1.28 | 10.00 | 17.42 | 1.28 | 10.00 | 100.00 | 17.56 | 4.41 |
| 1.30 - 1.35 | 15.59 | 5.23 | 9.17 | 33.01 | 3.15 | 9.60 | 82.58 | 20.84 | 3.23 |
| 1.35 - 1.40 | 16.84 | 9.73 | 5.00 | 49.85 | 5.37 | 8.05 | 66.99 | 24.47 | 1.85 |
| 1.40 - 1.50 | 29.04 | 15.72 | 1.00 | 78.89 | 9.17 | 5.46 | 50.15 | 29.42 | 0.79 |
| 1.50 - 1.60 | 6.39 | 26.21 | 1.00 | 85.28 | 10.46 | 5.12 | 21.11 | 48.26 | 0.51 |
| 1.60 - 1.80 | 4.36 | 36.94 | 1.00 | 89.64 | 11.89 | 4.92 | 14.72 | 57.84 | 0.29 |
| + 1.80 | 10.36 | 66.63 | 0.00 | 100.00 | 17.56 | 4.41 | 10.36 | 66.63 | 0.00 |
| Total | 100.00 | 17.56 | 4.41 | | | | | | |

## TABLE 7. ADIT NO. 12.

C.N.I. LTD.

FREE SWELLING INDEX

| Size \ Sp. Gr. | - 1.30 | 1.30 - 1.35 | 1.35 - 1.40 | 1.40 - 1.50 | 1.50 - 1.60 | 1.60 - 1.80 | + 1.80 |
|---|---|---|---|---|---|---|---|
| 1" x 1/2" | 10, 10, 10 | 9, 9, 9 1/2 | 5, 5, 5 | 1 1/2, 1, 1 | 1, 1, 1 | 1, 1, 1 | ½, ½, ½ |
| 1/2" x 1/4" | 10, 10, 10 | 9, 9½, 9½ | 3 ½, 4, 4 | 1, 1, 1 | 1, 1, 1 | 1, 1, 1 | ½, ½, ½ |
| 1/4" x 8 m. | 10, 10, 10 | 9, 9, 9 | 4½, 4½, 5 | 1, 1, 1 | 1, 1, 1 | 1, 1, 1 | N. A. |
| 8 m. x 28 m. | 10, 10, 10 | 9 ½, 9, 9 | 4½, 4½, 5 | 1, 1, 1 | 1, 1, 1 | 1, 1, 1 | N. A. |
| 28 m. x 200 m. | 10, 10, 10 | 9, 9, 9½ | 5, 5, 5 | 1, 1, 1 | 1, 1, 1 | 1, 1, 1 | N. A. |

NOTE: F.S.I. on - 2" x 1" fraction is 6, 6, 6½.
F.S.I. on - 200 mesh fraction is 6½, 6½, 7.

# FIG. 1 C.N.I. LTD. - ADIT # 12

## WASHABILITY CURVES FOR 1" x 28 m

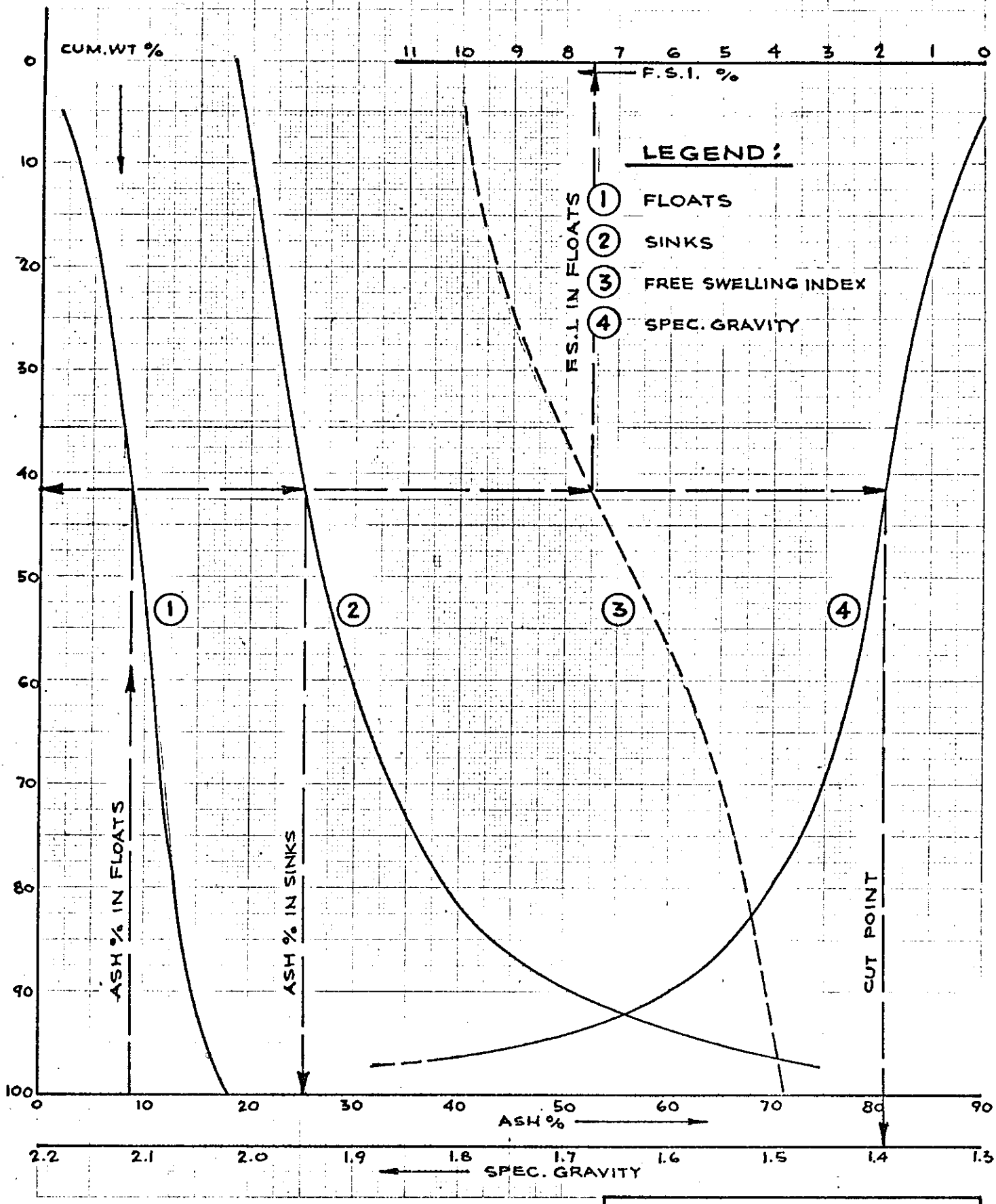


AUG. 21./70 H. SCH.

CYCLONE ENGINEERING SALES LTD.
EDMONTON ALBERTA CANADA

10 X 10 TO THE CENTIMETER 46 1523
KEUFFEL & ESSER CO.

# FIG. 2 C.N.I. LTD. - ADIT # 12

## PERFORMANCE EVALUATION CURVES FOR 1" x 28 m
## (ASH ON RAW 18.26 %)

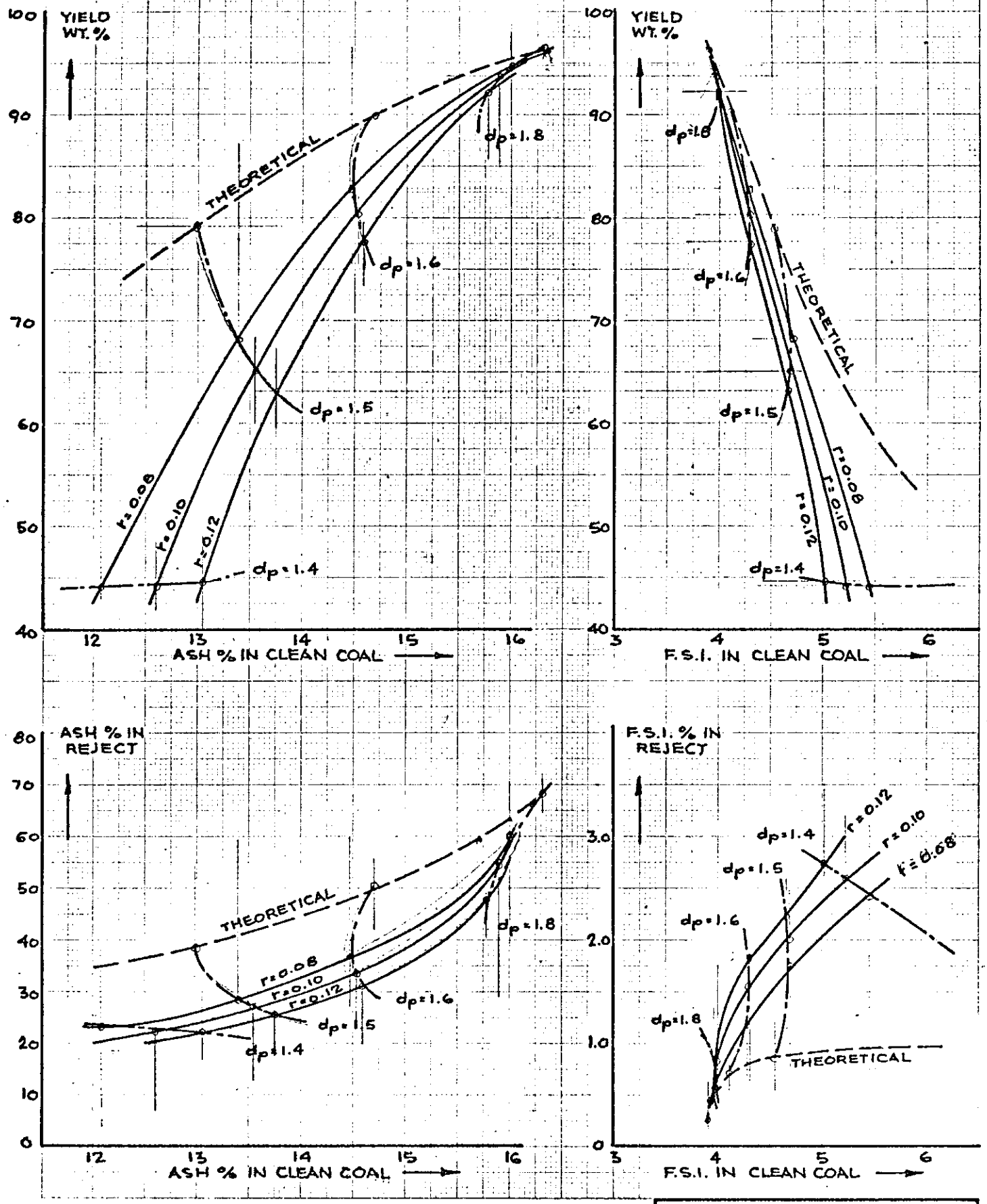


AUG. 21./70 H. SCH.

CYCLONE ENGINEERING SALES LTD.
EDMONTON ALBERTA CANADA

K&E 10 X 10 TO THE CENTIMETER 46 1523
KEUFFEL & ESSER CO.

# FIG. 3 C.N.I. LTD. - ADIT # 12

## WASHABILITY CURVES FOR 28m x 200m

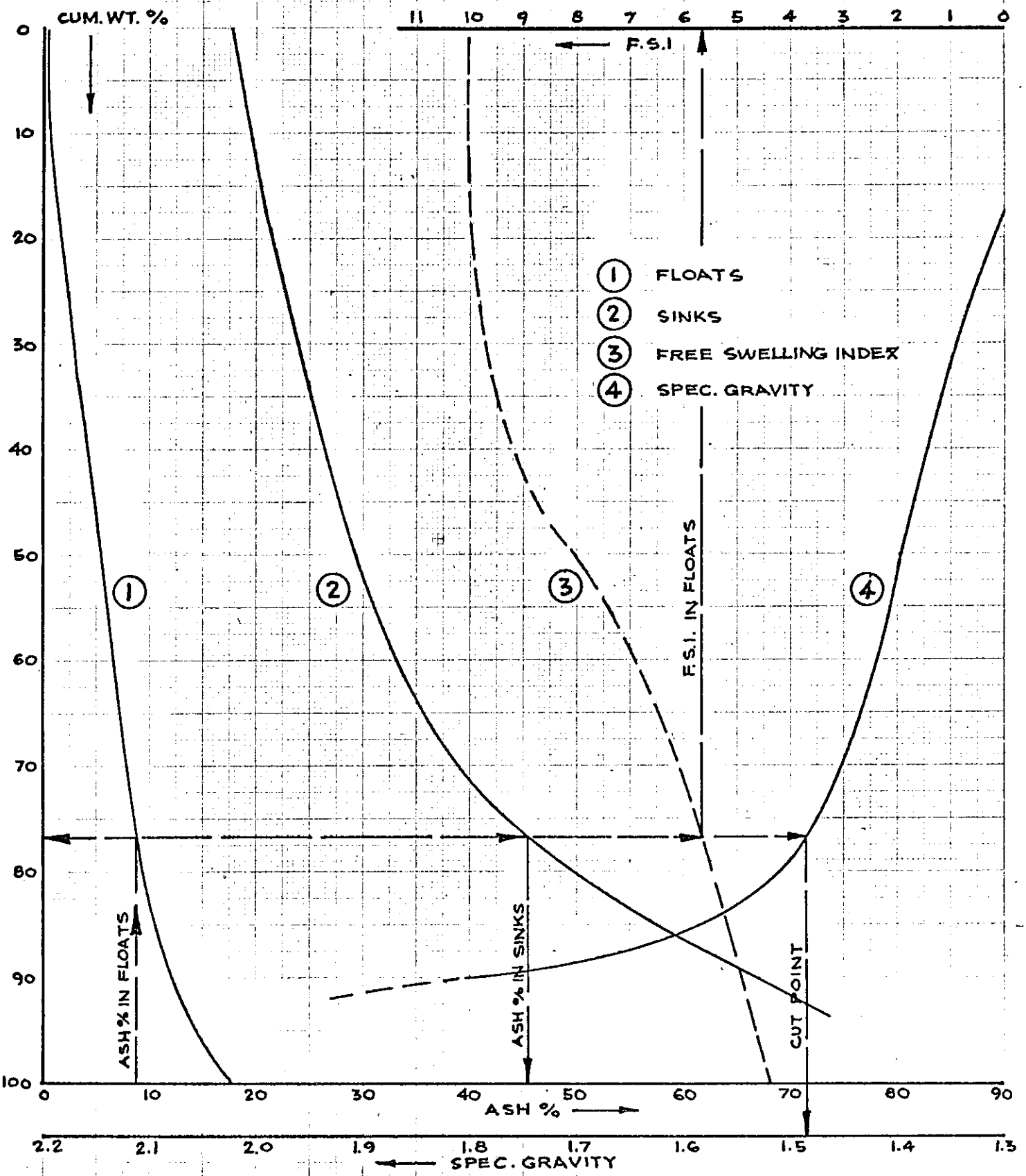


AUG 21./70 H.SCH

CYCLONE ENGINEERING SALES LTD.
EDMONTON ALBERTA CANADA

10 X 10 TO THE CENTIMETER 46 1523
KEUFFEL & ESSER CO.

# FIG. 4 C.N.I. LTD. - ADIT # 12

## PERFORMANCE EVALUATION CURVES FOR 28m x 200m
(ASH ON RAW 17.56%)

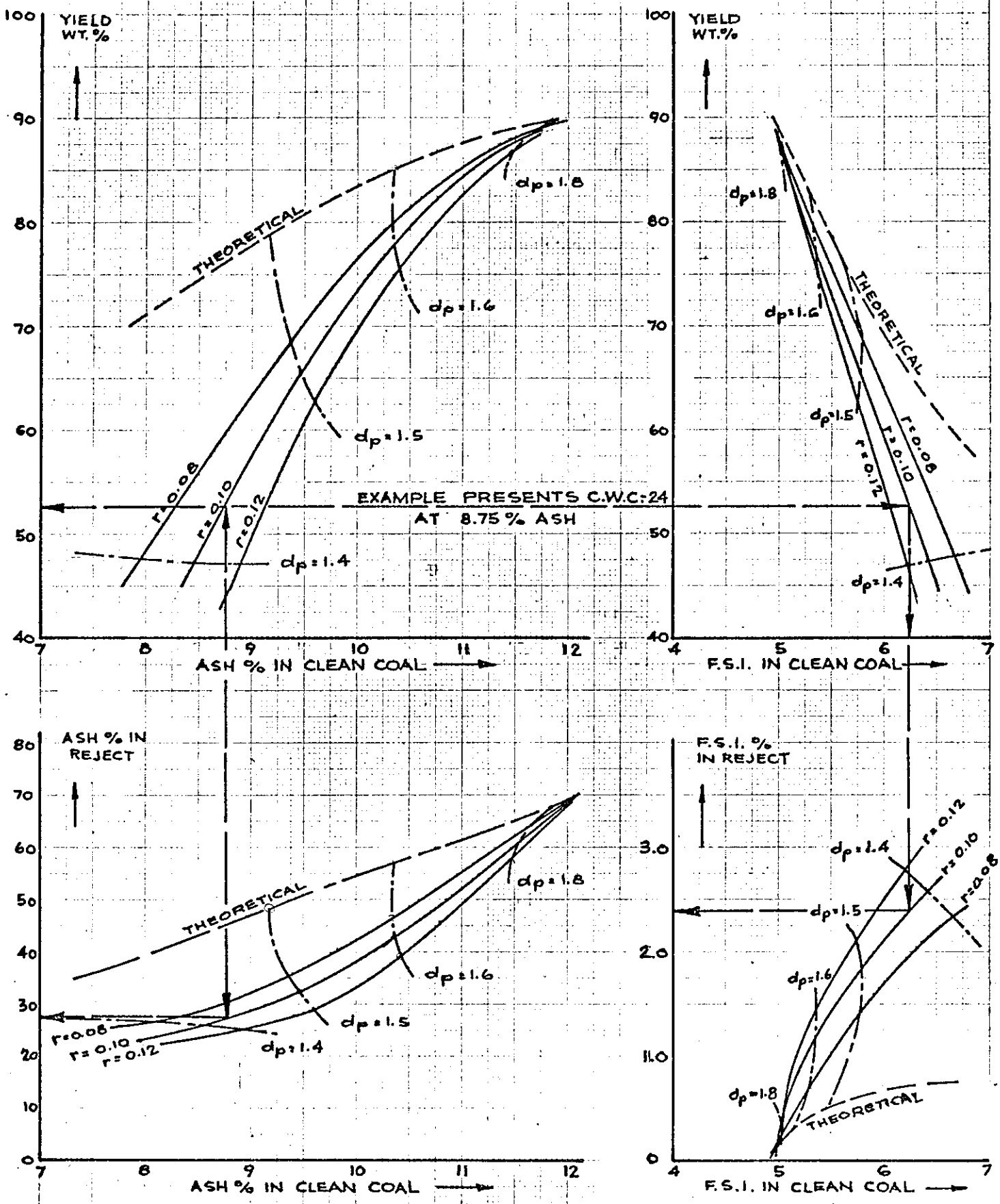


AUG. 21./70 H. SCH.

CYCLONE ENGINEERING SALES LTD.
EDMONTON ALBERTA CANADA

10 X 10 TO THE CENTIMETER 46 1523
KEUFFEL & ESSER CO.

TABLE 1. FERNIE #8 (Adit #7).

C.N.I. Ltd.

Size Consist
(Sample crushed to 1" after air-drying.)

| Size Fraction | Weight % | Ash % |
|---|---|---|
| 1" x 28 m. | 88.82 | 20.56 |
| 28 m. x 200 m. | 9.67 | 13.63 |
| - 200 m. | 1.51 | 16.19 |
| Total | 100.00 | 19.82 |

TABLE 2. FERNIE #8 (Adit #7).

C.N.I. Ltd.

Washability Data - 28 m. x 200 mesh.

| Specific Gravity Fraction | Fractional | | Cumulative | | | |
|---|---|---|---|---|---|---|
| | | | Floats | | Sinks | |
| | Wt. % | Ash % | Wt. % | Ash % | Wt. % | Ash % |
| - 1.30 | 39.22 | 2.12 | 39.22 | 2.12 | 100.00 | 13.63 |
| 1.30 - 1.35 | 18.97 | 5.30 | 58.19 | 3.16 | 60.78 | 21.05 |
| 1.35 - 1.40 | 11.38 | 9.61 | 69.57 | 4.21 | 41.81 | 28.20 |
| 1.40 - 1.50 | 12.62 | 15.80 | 82.19 | 5.99 | 30.43 | 35.15 |
| 1.50 - 1.60 | 4.96 | 25.52 | 87.15 | 7.10 | 17.81 | 48.86 |
| 1.60 - 1.80 | 4.62 | 38.05 | 91.77 | 8.66 | 12.85 | 57.87 |
| + 1.80 | 8.23 | 68.99 | 100.00 | 13.63 | 8.23 | 68.99 |
| Total | 100.00 | 13.63 | | | | |

TABLE 3. FERNIE #9 (Adit #4)

C.N.I. Ltd.

Size Consist

(Sample crushed to 2" after air-drying.)

| Size Fraction | Weight % | Ash % |
|---|---|---|
| 2" x 28 m. | 87.44 | 15.15 |
| 28 m. x 200 m. | 11.24 | 10.98 |
| - 200 m. | 1.32 | 15.07 |
| Total | 100.00 | 14.68 |

TABLE 4. FERNIE #9 (Adit #4)

C.N.I. Ltd.

Washability Data - 28 m. x 200 mesh.

| Specific Gravity Fraction | Fractional | | Cumulative | | | |
|---|---|---|---|---|---|---|
| | | | Floats | | Sinks | |
| | Wt. % | Ash % | Wt. % | Ash % | Wt. % | Ash % |
| - 1.30 | 42.97 | 1.19 | 42.97 | 1.19 | 100.00 | 10.98 |
| 1.30 - 1.35 | 19.08 | 4.71 | 62.05 | 2.27 | 57.03 | 18.36 |
| 1.35 - 1.40 | 13.24 | 8.25 | 75.29 | 3.32 | 37.95 | 25.22 |
| 1.40 - 1.50 | 10.83 | 15.04 | 86.12 | 4.80 | 24.71 | 34.32 |
| 1.50 - 1.60 | 3.74 | 24.68 | 89.86 | 5.62 | 13.88 | 49.36 |
| 1.60 - 1.80 | 2.66 | 38.95 | 92.52 | 6.58 | 10.14 | 58.46 |
| + 1.80 | 7.48 | 65.40 | 100.00 | 10.98 | 7.48 | 65.40 |
| Total | 100.00 | 10.98 | | | | |

TABLE 5. FERNIE #10-B (Adit #5)

C.N.I. Ltd.

Size Consist

(Sample crushed to 2" after air-drying.)

| Size Fraction | Weight % | Ash % |
|---|---|---|
| 2" x 28 m. | 78.16 | 18.94 |
| 28 m. x 200 m. | 19.19 | 19.02 |
| - 200 m. | 2.65 | 21.79 |
| Total | 100.00 | 19.03 |

TABLE 6. FERNIE #10-B (Adit #5)

C.N.I. Ltd.

Washability Data - 28 m. x 200 mesh.

| Specific GRAVITY Fraction | Fractional | | Cumulative | | | |
|---|---|---|---|---|---|---|
| | | | Floats | | Sinks | |
| | Wt. % | Ash % | Wt. % | Ash % | Wt. % | Ash % |
| - 1.30 | 23.94 | 1.26 | 23.94 | 1.26 | 100.00 | 19.02 |
| 1.30 - 1.35 | 13.98 | 5.43 | 37.92 | 2.80 | 76.06 | 24.62 |
| 1.35 - 1.40 | 15.07 | 9.90 | 52.99 | 4.82 | 62.08 | 28.94 |
| 1.40 - 1.50 | 16.70 | 15.38 | 69.69 | 7.35 | 47.01 | 35.04 |
| 1.50 - 1.60 | 7.15 | 26.05 | 76.84 | 9.09 | 30.31 | 45.87 |
| 1.60 - 1.80 | 10.32 | 39.62 | 87.16 | 12.70 | 23.16 | 51.99 |
| + 1.80 | 12.84 | 61.93 | 100.00 | 19.02 | 12.84 | 61.93 |
| Total | 100.00 | 19.02 | | | | |

# FIG. 1 CROWS NEST INDUSTRIES LTD.

## FERNIE # 8

## WASHABILITY CURVES FOR 2" x 28 m.

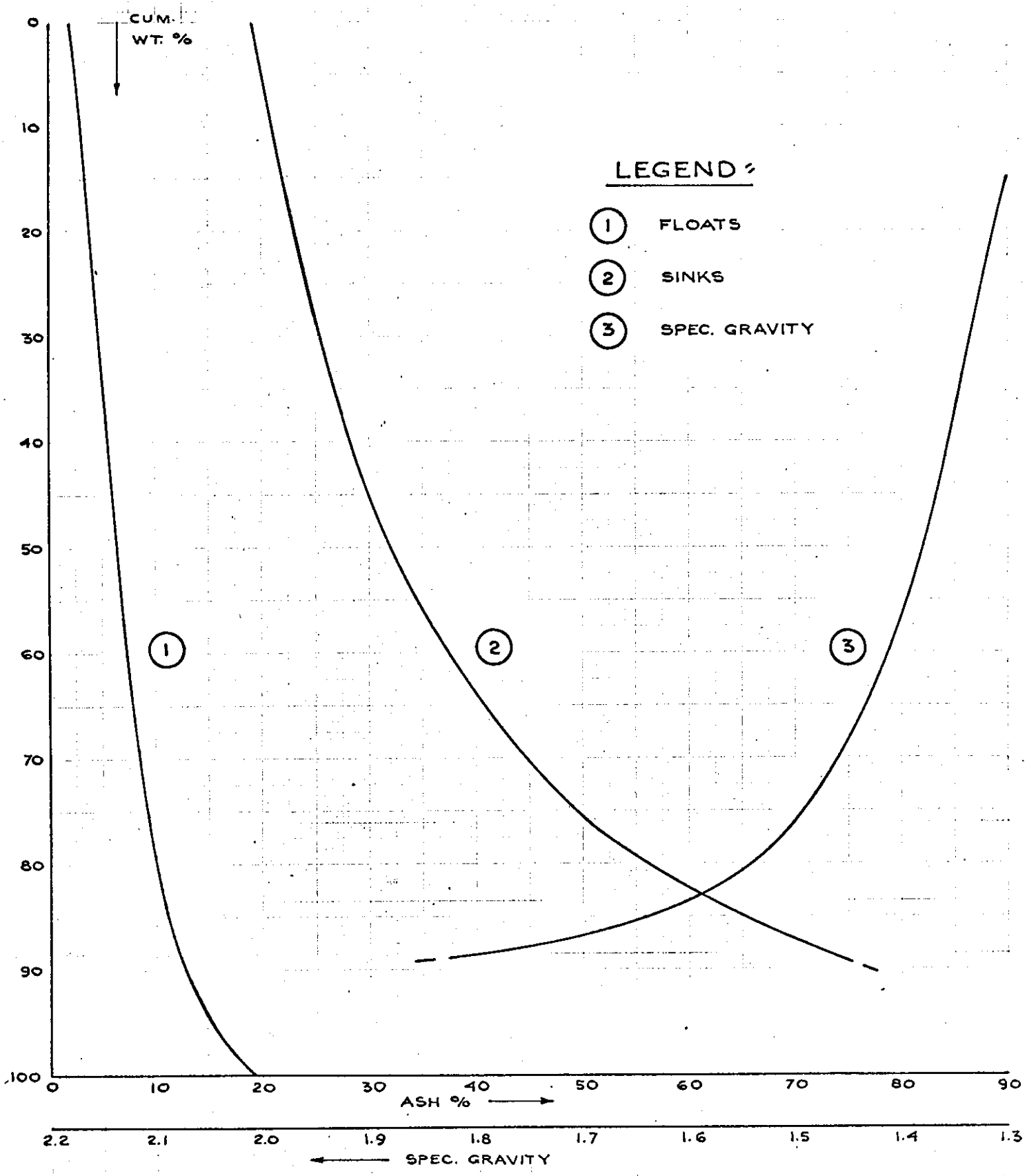


AUGUST 5/'70 LAMAN

CYCLONE ENGINEERING SALES LTD.
EDMONTON ALBERTA CANADA

# FIG. 2 CROWS NEST INDUSTRIES LTD.

## FERNIE # 8

## PERFORMANCE EVALUATION CURVES FOR 2" x 28m

## (ASH ON RAW 19.26%)

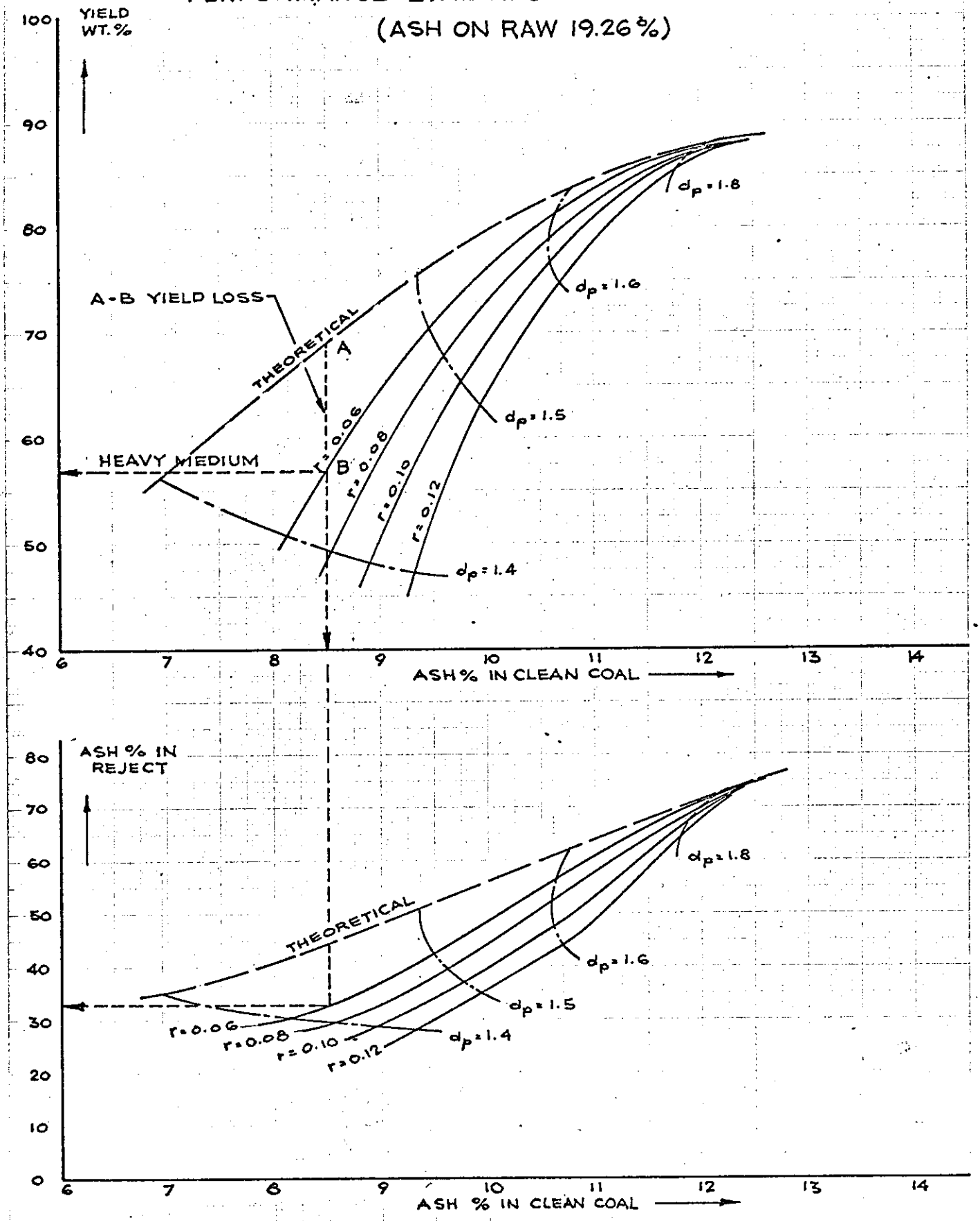


JUNE 11./70 H. SCH.

CYCLONE ENGINEERING SALES LTD.
EDMONTON ALBERTA CANADA

# FIG. 3 CROWS NEST INDUSTRIES LTD.

## FERNIE # 8 (ADIT # 7)

## WASHABILITY CURVES FOR 28m. x 200m.

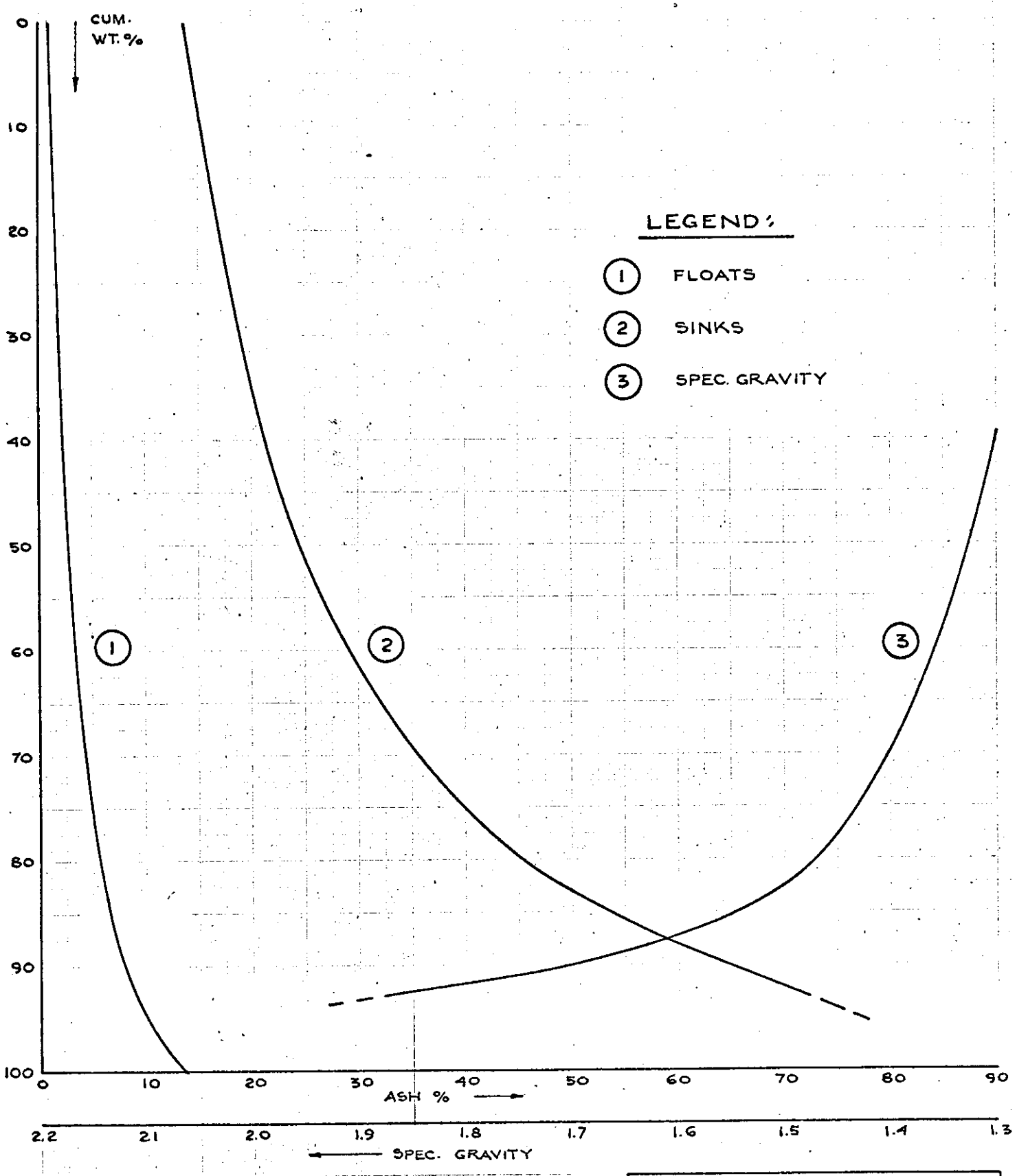


AUGUST 5-'70 LAMAN

CYCLONE ENGINEERING SALES LTD.
EDMONTON ALBERTA CANADA

K+E 10 X 10 TO THE CENTIMETER 46 1521
KEUFFEL & ESSER CO.

# FIG. 4 CROWS NEST INDUSTRIES LTD.

## FERNIE #8 (ADIT #7)

## PERFORMANCE EVALUATION CURVES FOR 28m x 200m.

## (ASH ON RAW 13.63 %)

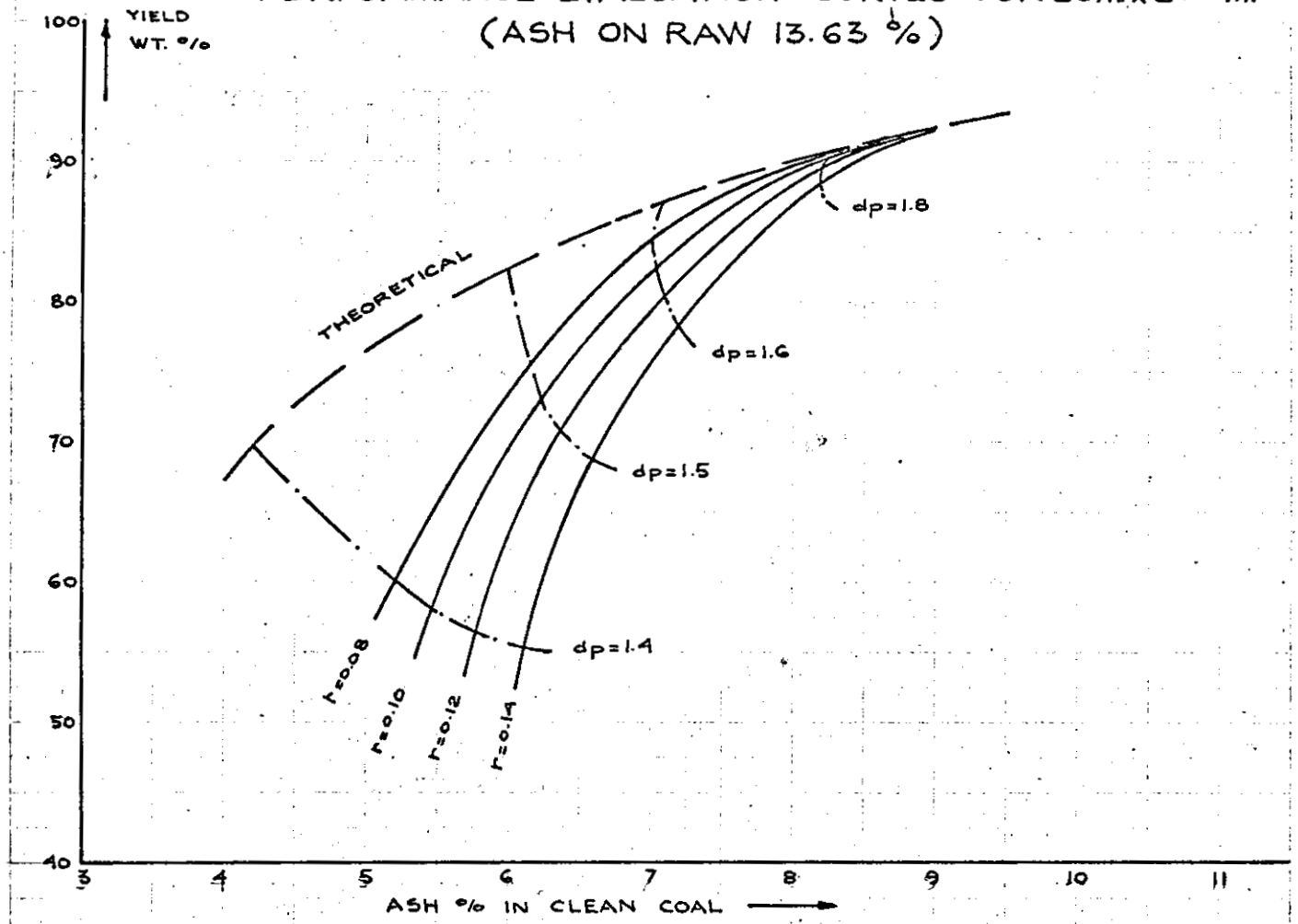


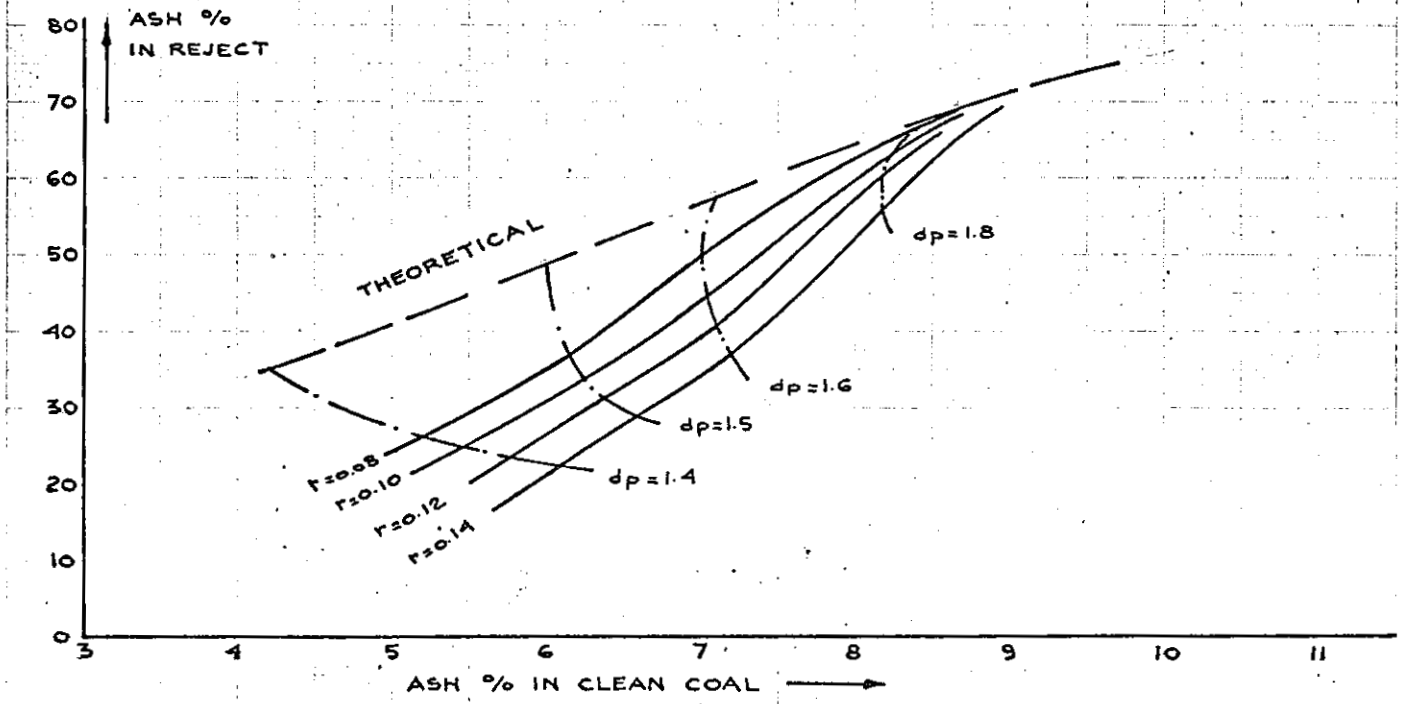


AUGUST 5-'70 LAMAN

CYCLONE ENGINEERING SALES LTD.
EDMONTON ALBERTA CANADA

10 X 10 TO THE CENTIMETER 46 1521
KEUFFEL & ESSER CO.

# FIG. 5 CROWS NEST INDUSTRIES LTD.

## FERNIE # 9

## WASHABILITY CURVES FOR 2" x 28 m.

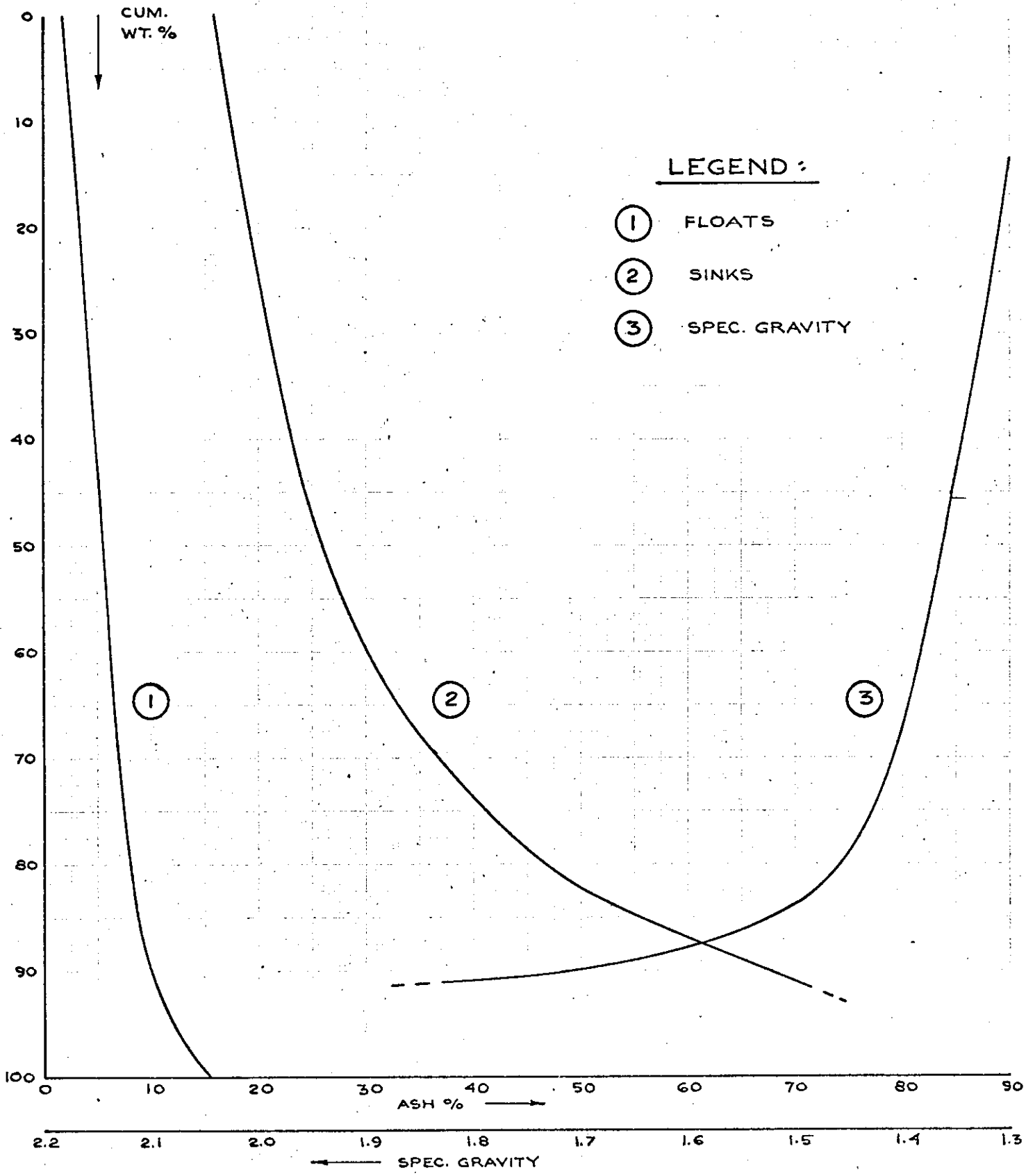


AUGUST 5 - '70 LAMAN

CYCLONE ENGINEERING SALES LTD.
EDMONTON ALBERTA CANADA

# FIG. 6 CROWS NEST INDUSTRIES LTD.

## FERNIE # 9

## PERFORMANCE EVALUATION CURVES FOR 2" x 28m

(ASH ON RAW 15.78%)

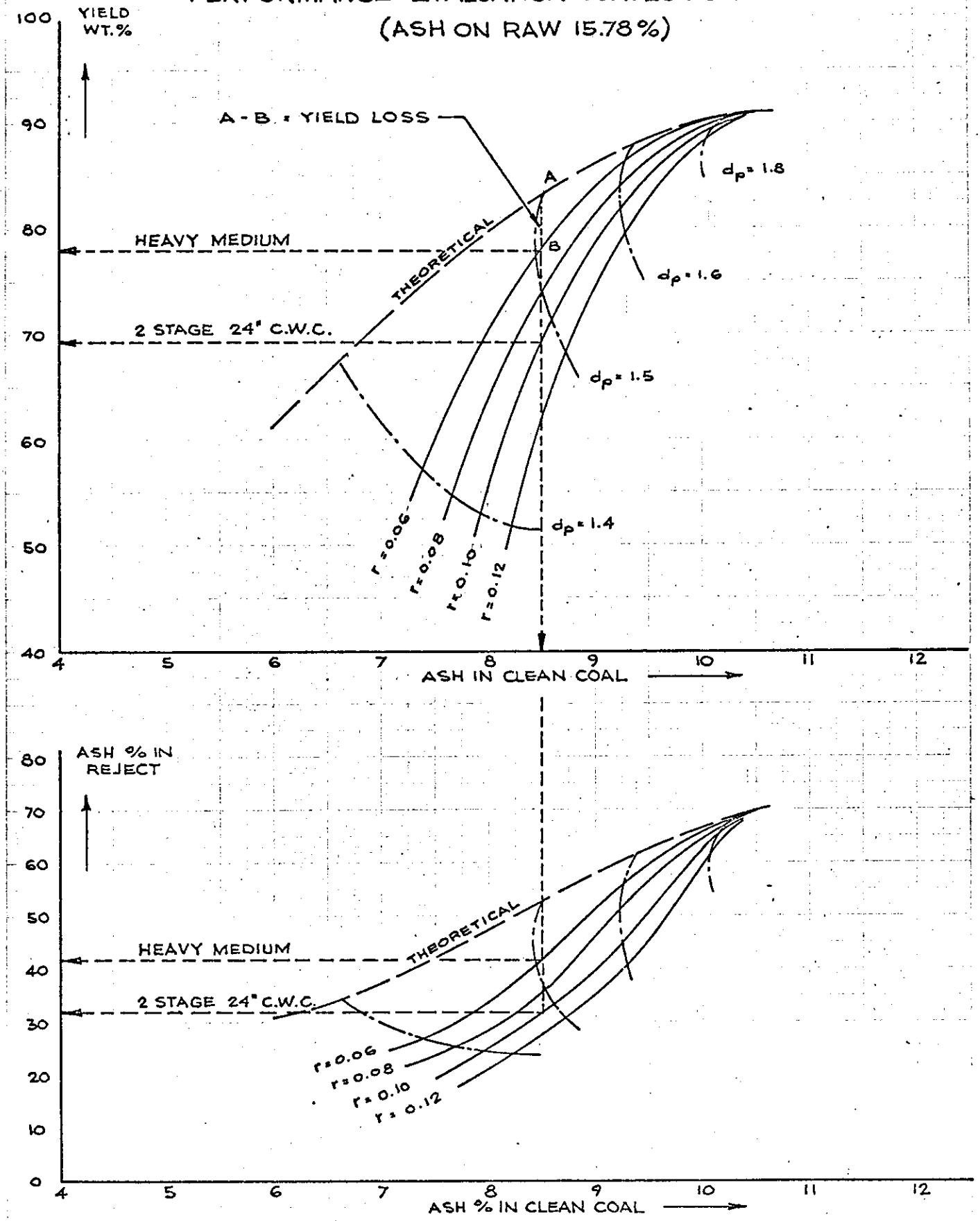


JUNE 10./70. H. SCH.

CYCLONE ENGINEERING SALES LTD.
EDMONTON ALBERTA CANADA

# FIG. 7 CROWS NEST INDUSTRIES LTD.

## FERNIE #9 (ADIT #4)

## WASHABILITY CURVES FOR 28m. x 200m.

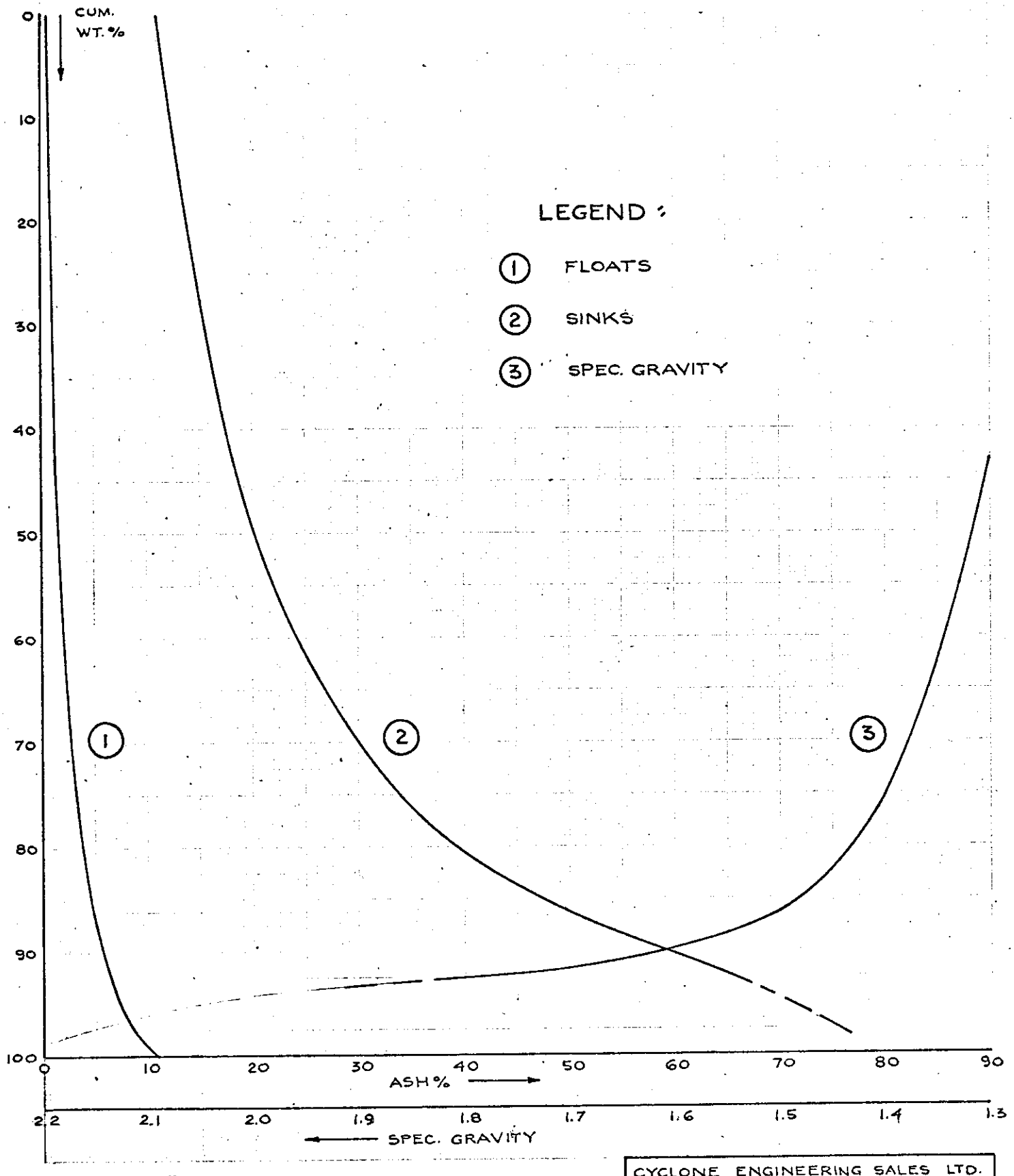


AUGUST 6 -70 LAMAN

CYCLONE ENGINEERING SALES LTD.
EDMONTON ALBERTA CANADA

# FIG. 8 CROWS NEST INDUSTRIES LTD.

## FERNIE # 9 (ADIT #4)

PERFORMANCE EVALUATION CURVES FOR 28m. x 200m.
(ASH ON RAW 10.98 %)

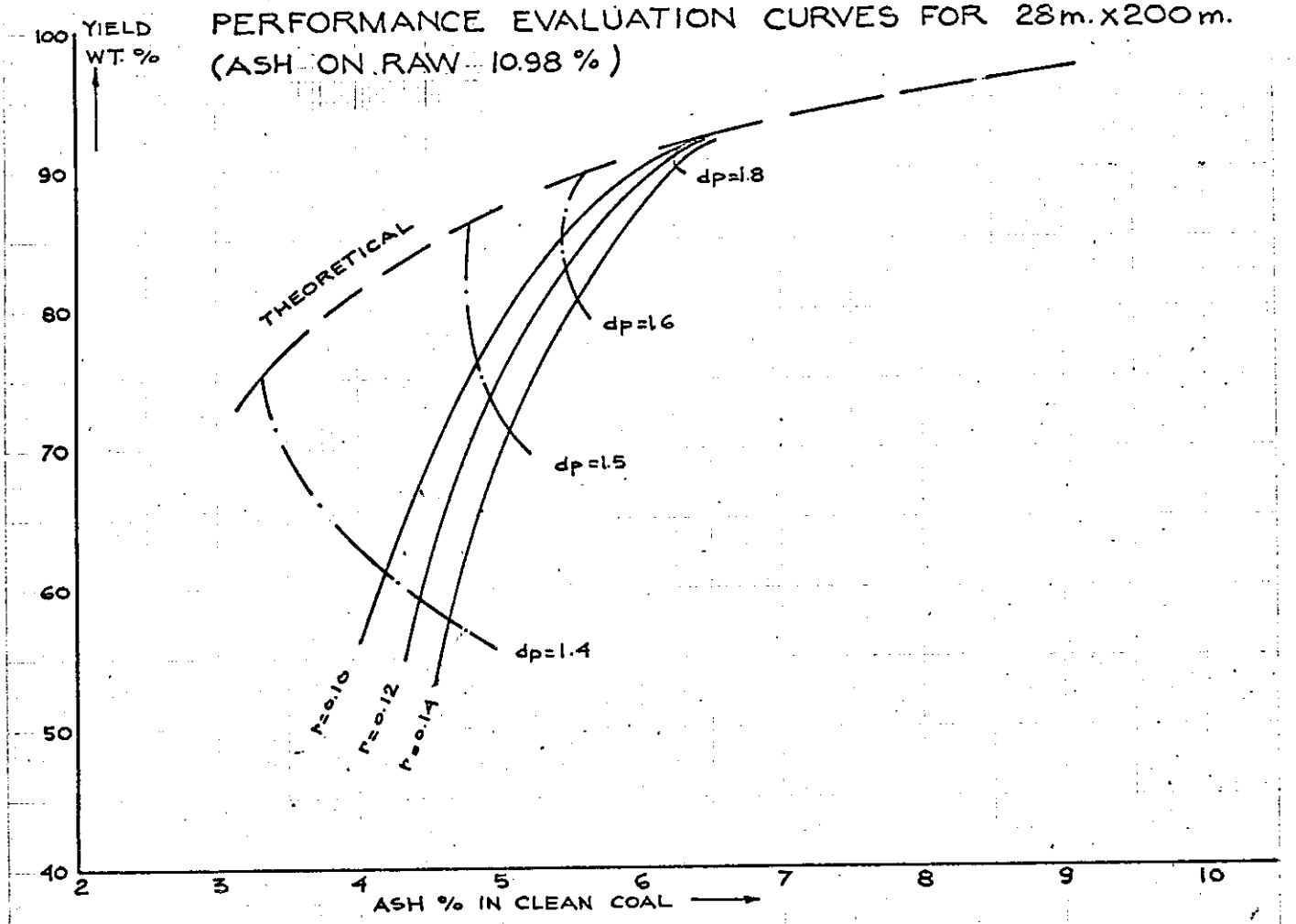


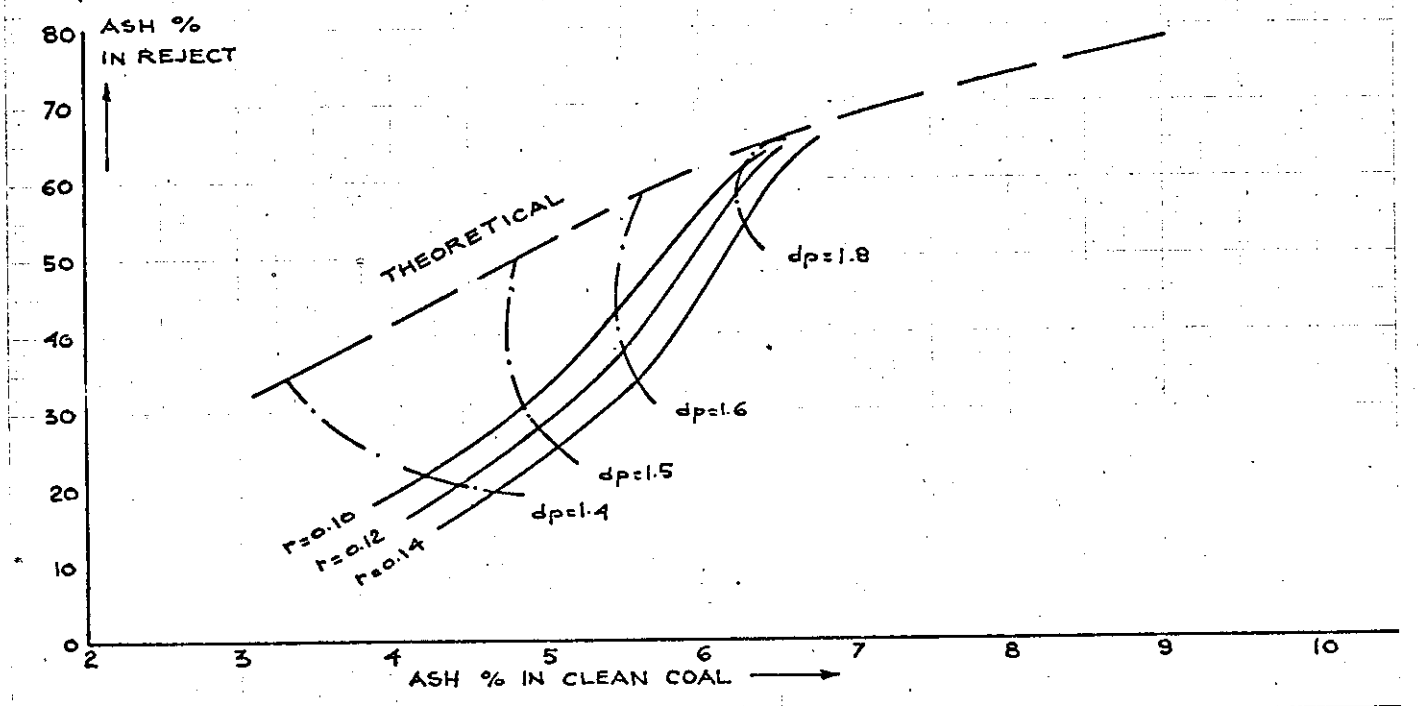


AUGUST 6 - '70 LAMAN

CYCLONE ENGINEERING SALES LTD.
EDMONTON ALBERTA CANADA

# FIG. 9 CROWS NEST INDUSTRIES LTD.

## FERNIE # 10-B.

## WASHABILITY CURVES FOR 2" x 28 m.

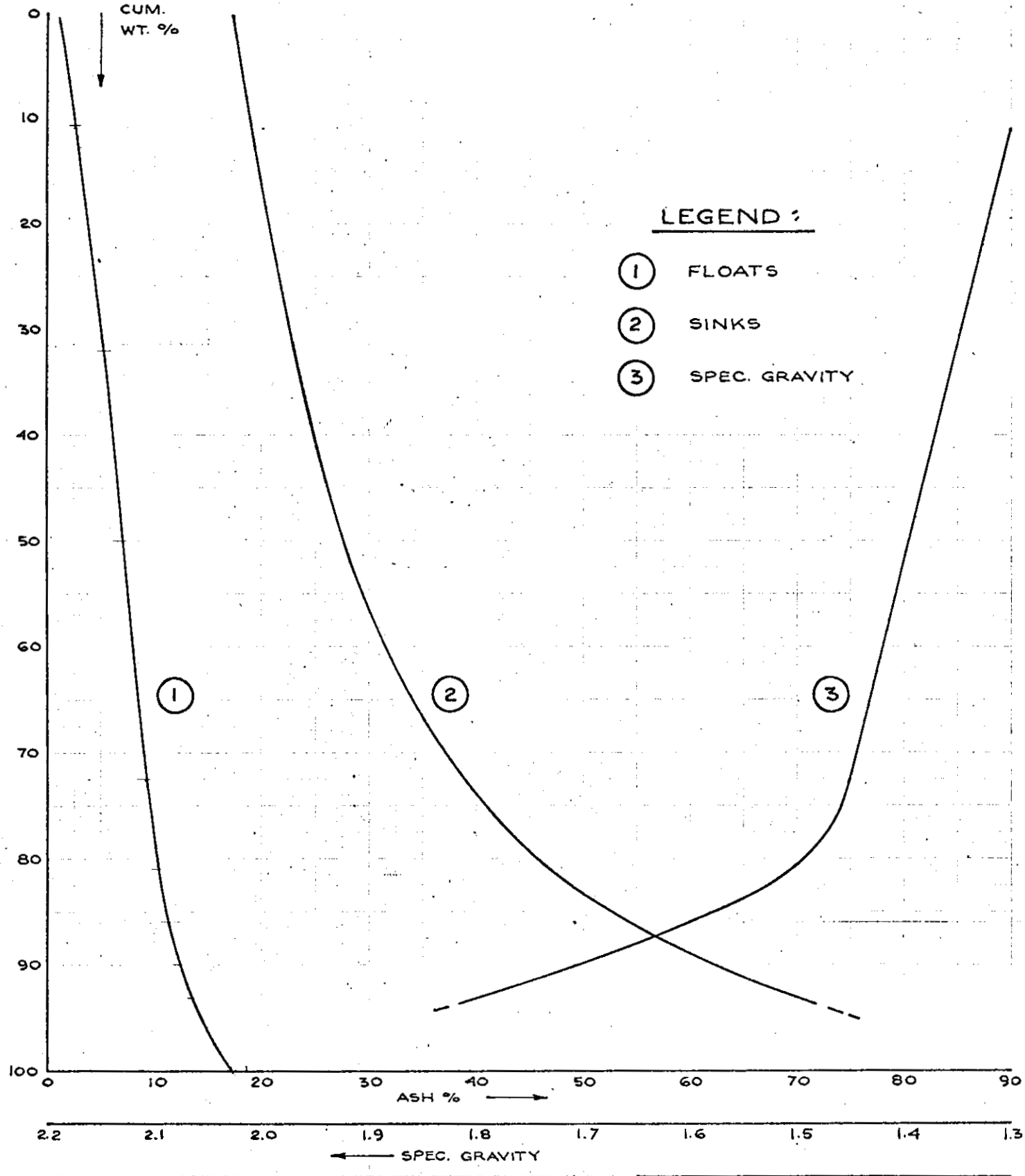


AUGUST 6 - '70 LAMAN

CYCLONE ENGINEERING SALES LTD.
EDMONTON ALBERTA CANADA

# FIG. 10 CROWS NEST INDUSTRIES LTD.

## FERNIE # 10 - B

## PERFORMANCE EVALUATION CURVES FOR 2" x 28 m

(ASH ON RAW 17.33%)

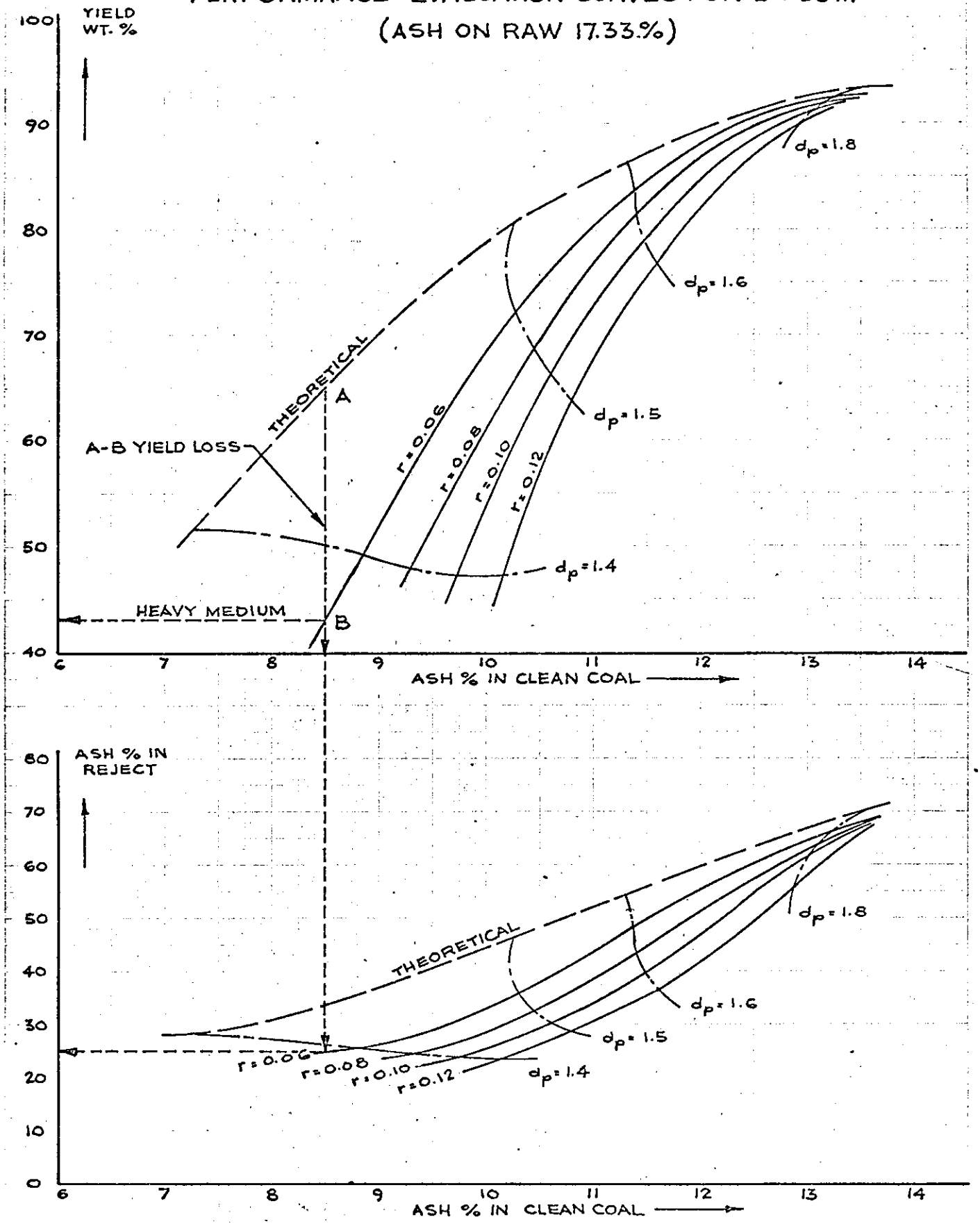


JUNE 11./70 H. SCH.

CYCLONE ENGINEERING SALES LTD.
EDMONTON ALBERTA CANADA

# FIG. 11 CROWS NEST INDUSTRIES LTD.

## FERNIE #10-B (ADIT #5)

## WASHABILITY CURVES FOR 28m. x 200m.

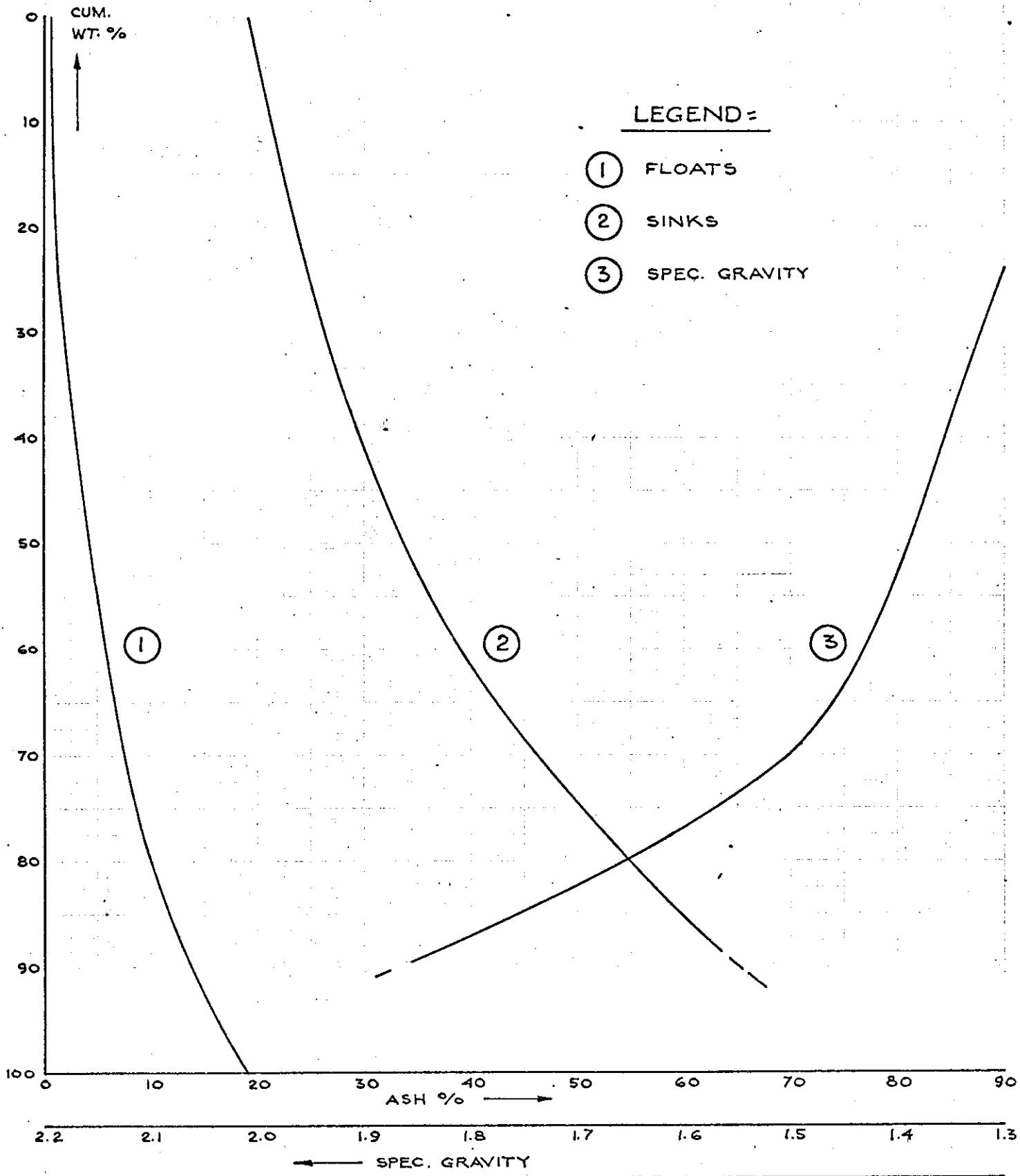


AUGUST 6-'70 LAMAN

CYCLONE ENGINEERING SALES LTD.
EDMONTON ALBERTA CANADA

# FIG. 12 CROWS NEST INDUSTRIES LTD.

## FERNIE # 10-B (ADIT # 5)

PERFORMANCE EVALUATION CURVES FOR 28m. x 200 m.
(ASH ON RAW 19.02 %)

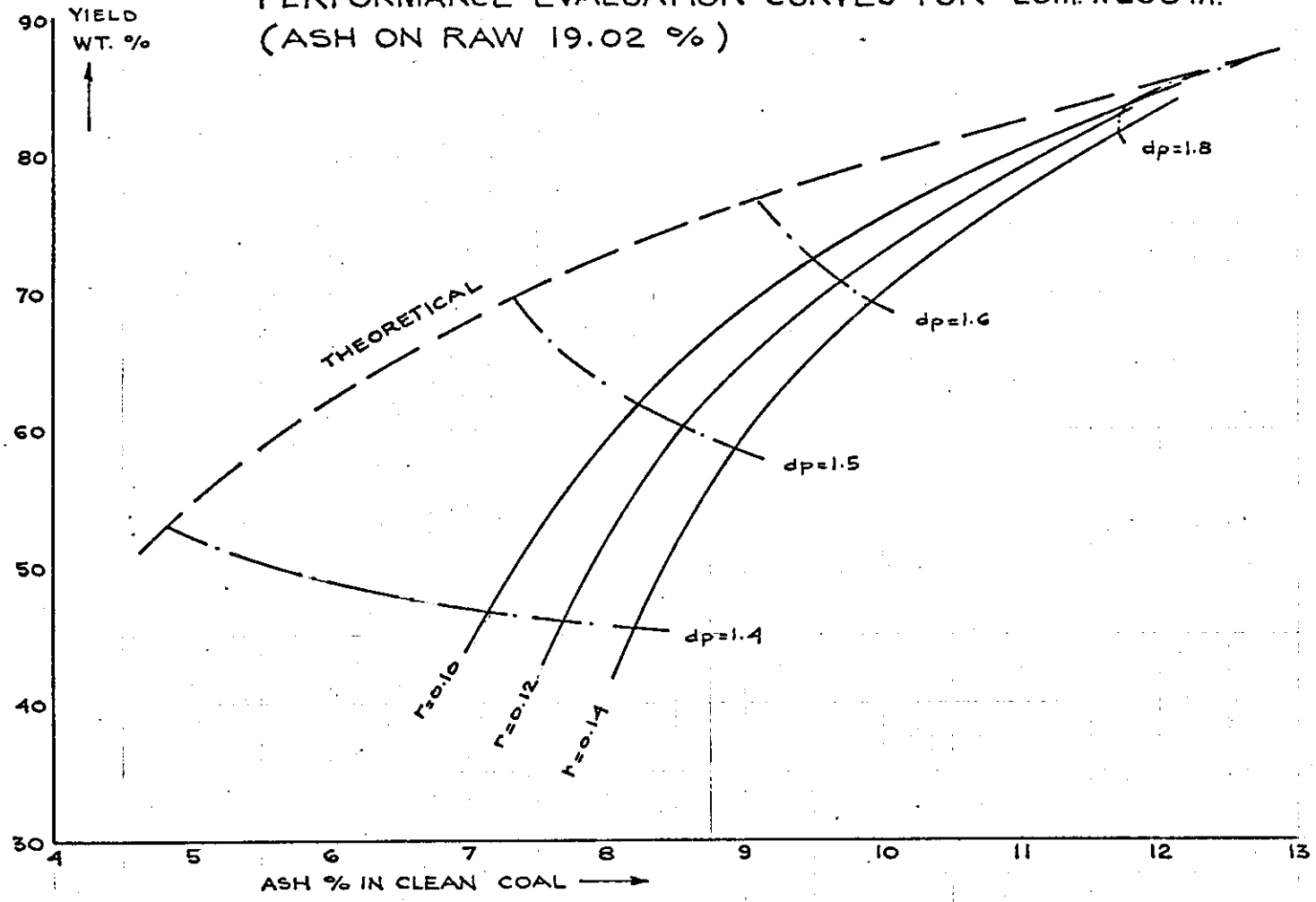


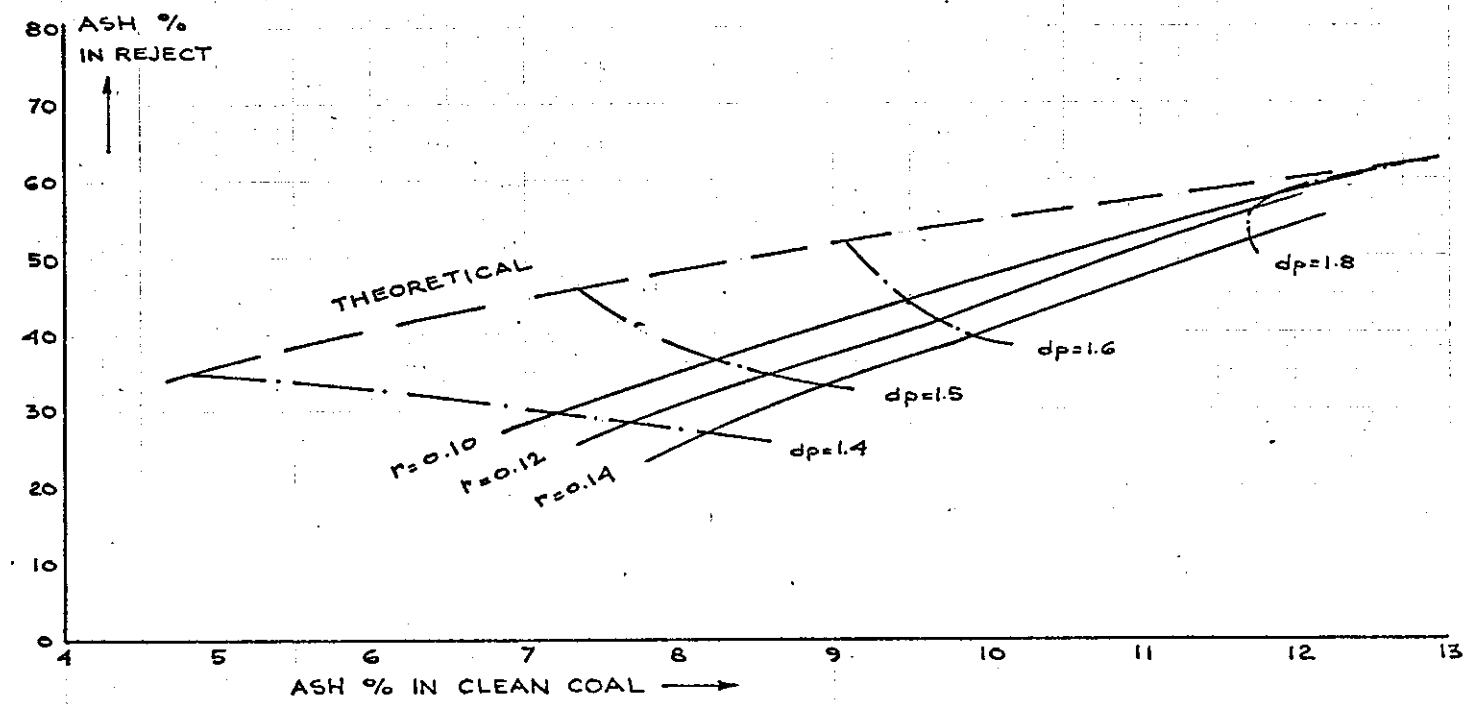


AUGUST 6 - '70 LAMAN

CYCLONE ENGINEERING SALES LTD.
EDMONTON ALBERTA CANADA

| SAMPLE | SIZE FRACTION | % OF WHOLE | % MOISTURE | % VOLATILE | % ASH | F.S.I. | FLOAT @ 1.600 S.G. | SINK @ 1.600 S.G. | REMARKS |
|---|---|---|---|---|---|---|---|---|---|
| 3786 Jig 2" x 1" Raw | | Total | | 19.2 | 11.3 | 3 | 100% - Ash 10.0% | Nil | 1. Discrepancy here in ash between clean coal and float. Possibly a bit of degradation in washing created some fine sinks which could not be collected. |
| 3787 Clean Coal Filter 48M x 0 | | Total | | | 13.8 | 4½ | | | High ash here is due to presence of clays. |
| 3777 Jig 1" x 1/4" Clean | | Total | | 19.5 | 12.9 | 3½ | 93.0% - Ash 12.5% | 7% - Ash 41.6% | 1. This looks like the poorest size fraction. 2. Ash can be controlled here by D.M. Vessel. |
| 3779 Deister 1/4 x 0" By pass | 1/4 x 30M | Total 70.0 | | 20.4 | 10.9 10.8 | 5½ | 95.8% - Ash 9.5% | 4.2% - Ash 41.9% | 1. Minus 100 M is highest ash but 13.4% is lower than 17.0% shown in 3776. This could happen because latter includes fallout from drier walls which would have a high clay content |
| | 30M x 50M | 16.0 | | | 9.5 | | | | |
| | 50M x100M | 8.5 | | | 10.6 | | | | |
| | -100M | 5.5 | | | 13.4 | | | | |
| 3775 Deister Raw 1/4 x 100M Class Cyc. is under-flow | 1/4 x 16M | Total 45.3 | | 20.1 | 13.5 11.6 | 5 | 90.3% - Ash 9.7 | 9.7% - Ash 49.7% | 1. High ash in minus 50M sizes seems to indicate presence of clays. 2. Relatively low ash for total indicates that jig and classifier did some cleaning. |
| | 16M x 30M | 21.2 | | | 11.3 | | | | |
| | 30M x 50M | 17.7 | | | 12.5 | | | | |
| | 50M x100M | 10.4 | | | 16.2 | | | | |
| | -100M | 5.0 | | | 25.4 | | | | |

| SAMPLE | SIZE FRACTION | % OF WHOLE | % MOISTURE | % VOLATILE | % ASH | F.S.I. | FLOAT @ 1.600 S.G. | SINK @ 1.600 S.G. | REMARKS |
|---|---|---|---|---|---|---|---|---|---|
| 3772 | | Total | 12.1 | | 11.8 | 5 | 94.7% - Ash 9.8% | 5.3% - Ash 45.9% | 1. Amount of sinks in clean coal is high. |
| 2" x 0 | | | | | | | | | |
| Clean | 2" x 1" | 1.5 | (High due | | 10.5 | | | | |
| | 1" x 3/4" | 2.0 | to drier | | 10.5 | | | | 2. Some of the sink ash appears reflected in the 1/2"x16M size which ash should be less than larger sizes. |
| | 3/4" x 1/2" | 4.6 | breakdown) | | 9.6 | | | | |
| | 1/2" x 1/4" | 14.7 | | | 14.8 | | | | |
| | 1/4" x 16M | 42.4 | | | 12.2 | | | | |
| | 16M x 30M | 14.5 | | | 11.0 | | | | |
| | 30M x 50M | 11.2 | | | 11.2 | | | | |
| | 50M x 100M | 5.8 | | | 12.7 | | | | |
| | - 100M | 3.3 | | | 13.2 | | | | |
| 3773 | | Total | 0.4 | | 18.3 | 4 | 80.4% - Ash 10.8% | 19.6% - Ash 63.8% | 1. 44% of raw is plus 1/4" whereas 21.8% of clean is same size indicating degradation in cleaning process. |
| Raw | 2" x 1" | 8.5 | | | 32.1 | | | | |
| Feed | 1 x 1/4" | 35.5 | | | 19.4 | | | | |
| Ahead | 1/4 x 16M | 30.3 | | | 17.2 | | | | |
| Of | 16M x 30M | 8.7 | | | 17.3 | | | | |
| Breaker | 30M x 50M | 6.5 | | | 16.5 | | | | |
| | 50M x 100M | 5.4 | | | 16.2 | | | | |
| | - 100M | 5.1 | | | 17.4 | | | | |
| 3776 | | | | 20.5 | 11.2 | 6 | 93.9% - Ash 9.0% | 6.1% - Ash 40.9% | 1. Reducing sinks from 6.1% to 3.0% would reduce the ash by 1.0% |
| Deister | 1/4 x 50M | 82.8 | | | 11.4 | | | | |
| clean | 50M x 100M | 10.3 | | | 10.3 | | | | 2. High ash is in the - 100M fraction. Getting rid of - 200M fraction which include clays should reduce the ash. |
| 1/4"x0 | - 100M | 6.9 | | | 17.0 | | | | |
| | | | | | | | | | 3. Sink is very high ash. |

| SAMPLE | FRACTION | WHOLE | MOISTURE | VOLATILE | ASH | F.S.I. | FLOAT @ 1.600 S.G. | SINK @ 1.600 S.G. | REMARKS |
|---|---|---|---|---|---|---|---|---|---|
| 3785 | | Total | | | 44.3 | | 33.9% - Ash 13.5% | 66.1% - Ash 54.8% | 1. Excessive floats in sink, possibly due to surging. |
| Total | 2" x 1" | 7.7 | | | 75.7 | | | | |
| Refuse | 1" x ¼" | 24.7 | | | 55.6 | | | | |
| eaker | ¼" x 16M | 41.8 | | | 46.9 | | | | |
| Jig | 16M x 30M | 10.9 | | | 34.3 | | | | |
| Deister | 30M x 50M | 6.9 | | | 37.6 | | | | |
| | 50M x 100M | 4.2 | | | 35.6 | | | | |
| | - 100M | 3.8 | | | 32.5 | | | | |
| 3780 Deister Refuse 1/4 x 100 | | Total | | 18.1 | 27.6 | 3 | 67.2% - Ash 12.9% | 32.8% - Ash 61.9% | 1. Large excess of float in refuse. |
| 3778 Deister Refuse 1/4 x 48 | | Total | | | 26.4 | 2½ | 47.6% - Ash 14.6% | 52.4% - Ash 53.7% | 1. Excessive floats in refuse |

| SAMPLE | FRACTION | WHOLE | MOISTURE | VOLATILE | ASH | F.S.I. | FLOAT @ 1.600 S.G. | SINK @ 1.600 S.G. | REMARKS |
|---|---|---|---|---|---|---|---|---|---|
| 3782 | | Total | | 16.5 | 40.6 | 1 | 41.2% - Ash 14.8% | 58.8 - Ash 60.4% | 1. It appears that this middling is not worth reclaiming. |
| Middling | 2" x 1" | 1.5 | | | 29.0 | | | | |
| | 1" x 3/4" | 1.1 | | | 45.8 | | | | |
| | 3/4" x 1/2" | 1.9 | | | 32.2 | | | | |
| | 1/2" x 1/4" | 7.8 | | | 45.0 | | | | |
| | 1/4" x 16M | 57.6 | | | 43.9 | | | | |
| | 16M x 30M | 16.2 | | | 38.0 | | | | |
| | 30M x 50M | 8.7 | | | 45.1 | | | | |
| | 50M x 100M | 4.2 | | | 39.7 | | | | |
| | 1 100M | 1.0 | | | 31.0 | | | | |
| 3774 | | Total | | | 11.2 | 3½ | 95.0% - Ash 10.1 | 5.0% - Ash -? | 1. This sample was obtained by shovel from clean coal stock-pile and probably is not as representative as 3772. |
| 2" x 0 | +2" | 5.0 | | | 11.0 | | Float F.S.I. - 2½ | | |
| Clean from Stock pile as assayed Coleman Lab | 2" x 1" | 15.0 | | | 12.0 | | | | 2. Note that float F.S.I. is lower than total clean F.S.I. This possibly is due to action of organic cleaning media. |
| | 1" x 1/2" | 12.0 | | | 12.9 | | | | |
| | ½" x ¼" | 13.0 | | | 14.2 | | | | |
| | ¼" x 4M | 4.0 | | | 13.5 | | | | |
| | 4M x 28M | 32.0 | | | 10.1 | | | | |
| | 28M x 48M | 8.0 | | | 9.7 | | | | |
| | 48M x 100M | 10.0 | | | 10.0 | | | | 3. Sizing would tend to favour top sizes because of nature of sampling. |
| | - 100M | 6.0 | | | 13.9 | | | | |
| 3783 Jig Refuse 2" x 1/4" | | Total | | | 50.4 | 1 | 26.1% - Ash 16.6% | 73.9% - Ash 75.6 | 1. Float ash appears high, also amount is high. |
| 3784 Jig Refuse Plus Breaker Refuse | | Total | | | 54.5% | | | | |

# RESULTS OF FORT WAYNE DEISTER TABLE TESTS

R. Crisafio - C.N.I. - 23 February 1971

Head Sample

| SIZE RANGE | 1/4" x 6M | 6M x 16M | 16M x 30M | 30M x 50M | 50M x 100M | 100M x 200M | -200M | 1/4" x 0 |
|---|---|---|---|---|---|---|---|---|
| 1/4" x 0 Natural | | | | | | | | |
| Percent of Feed | 19.8 | 33.4 | 16.7 | 11.8 | 7.8 | 4.8 | 5.7 | 100.0 |
| Percent Ash | 18.9 | 16.7 | 16.5 | 15.3 | 14.3 | 15.1 | 17.7 | 16.7 |
| 1/4" x 0 Total Crush | | | | | | | | |
| Percent of Feed | 17.8 | 31.3 | 16.5 | 13.1 | 10.0 | 4.3 | 7.0 | 100.0 |
| Percent Ash | 22.7 | 19.6 | 16.8 | 17.3 | 16.7 | 16.7 | 17.9 | 18.8 |

## THREE PRODUCT RUNS - CLEAN COAL - MIDDLING - REFUSE

### RUN II - 1/4" x 0 Natural

| SIZE RANGE | 1/4" x 6M | 6M x 16M | 16M x 30M | 30M x 50M | 50M x 100M | 100M x 200M | -200M | 1/4" x 0 | Yield % |
|---|---|---|---|---|---|---|---|---|---|
| Clean Coal | | | | | | | | | |
| Percent of Total | 15.9 | 34.9 | 17.2 | 11.4 | 10.1 | 5.2 | 5.3 | 100. | |
| Percent Ash | 11.8 | 10.9 | 9.2 | 8.3 | 8.4 | 11.9 | 17.1 | 10.5 | |
| | | | | | | | | | 87.1 |
| Middling Ash | | | | | | | | 32.8 | |
| | | | | | | | | | 6.0 |
| Refuse Ash | | | | | | | | 66.7 | |
| | | | | | | | | | 6.9 |

### RUN IV - 1/4" x 0 Total Crush

| | | | | | | | | | |
|---|---|---|---|---|---|---|---|---|---|
| Clean Coal | | | | | | | | | |
| Percent of Total | 16.8 | 31.9 | 16.3 | 12.2 | 11.9 | 5.4 | 5.5 | 100.0 | |
| Percent Ash | 12.1 | 11.1 | 9.5 | 8.6 | 9.8 | 14.6 | 20.6 | 11.2 | |
| | | | | | | | | | 85.6 |
| Middling Ash | | | | | | | | 49.5 | |
| | | | | | | | | | 9.6 |
| Refuse Ash | | | | | | | | 81.0 | |
| | | | | | | | | | 4.8 |

## ZONE TEST SAMPLES

RUN I - 1/4" x 0 Natural - Clean

| SIZE RANGE | 1/4" x 16M | 16M x 30M | 30M x 50M | 50M x 100M | 100M x 200M | -200M | 1/4" x 0 Cum. Yield % | 1/4" x 0 Ash % |
|---|---|---|---|---|---|---|---|---|
| Zone I - Ash % | 9.4 | 7.3 | 8.4 | 9.3 | 11.9 | 15.2 | 46.1 | 9.7 |
| Zone II - Ash % | 11.8 | 8.9 | 7.0 | 6.3 | 9.0 | 16.0 | 65.0 | 10.2 |
| Zone III - Ash % | 14.8 | 10.5 | 8.8 | 8.4 | 11.3 | 18.6 | 79.5 | 11.5 |
| Zone IV - Ash % | - | - | - | - | - | - | 87.8 | 15.7 |
| Zone V - Ash % | - | - | - | - | - | - | 88.4 | 22.0 |
| Zone VI - Ash % | - | - | - | - | - | - | 95.4 | 45.9 |
| Zone VII - Ash % | - | - | - | - | - | - | 100.0 | 74.7 |

Cum. Yield and Cum. Ash on Zones I, II and III - 79.5% at 10.1% Ash

Cum. Yield and Cum. Ash on Zones IV and V - 8.9% at 16.1% Ash

## ZONE TEST SAMPLES

### RUN III - 1/4" x 0 Total Crush - Clean

| SIZE RANGE | 1/4" x 16 | 16M x 30M | 30M x 50M | 50M x 100M | 100M x 200M | -200M | 50M x 0 | 1/4" x 0 Cum.Yield % | 1/4" x 0 Ash % |
|---|---|---|---|---|---|---|---|---|---|
| Zone I - Ash % | 10.6 | 7.4 | 6.8 | - | - | - | 12.0 | 45.7 | 10.3 |
| Zone II - Ash % | 13.3 | 9.8 | 8.5 | - | - | - | 10.8 | 62.6 | 11.8 |
| Zone III - Ash % | 14.1 | 11.2 | 9.7 | - | - | - | 11.1 | 71.9 | 13.1 |
| Zone IV - Ash % | - | - | - | - | - | - | - | 78.9 | 15.3 |
| Zone V - Ash % | - | - | - | - | - | - | - | 80.8 | 20.2 |
| Zone VI - Ash % | - | - | - | - | - | - | - | 90.6 | 45.6 |
| Zone VII - Ash % | - | - | - | - | - | - | - | 100.0 | 61.7 |

Cum. Yield & Cum. Ash for Zones I, II, III and IV - 78.9% at 11.4% Ash

### RUN V - Repeat of RUN III which had feed fluctuations

| | | | | | | | | | |
|---|---|---|---|---|---|---|---|---|---|
| Zone I | - | - | - | - | - | - | - | 56.4 | 9.7 |
| Zone II | - | - | - | - | - | - | - | 69.0 | 10.7 |
| Zone III | - | - | - | - | - | - | - | 78.6 | 13.4 |
| Zone IV | - | - | - | - | - | - | - | 81.8 | 17.2 |
| Zone V | - | - | - | - | - | - | - | 87.8 | 25.7 |
| Zone VI | - | - | - | - | - | - | - | 99.2 | 64.5 |
| Zone VII | - | - | - | - | - | - | - | 100.0 | 83.1 |

Cum. Yield & Cum. Ash For Zones I, II, III - 78.6% at 10.3% Ash

## ZONE TEST - RUN I - 1/4" x 0 NATURAL

| | % Recovery | Cum. % Recovery | % Ash | Cum. % Ash |
|---|---|---|---|---|
| Zone I | 46.1 | 46.1 | 9.7 | 9.7 |
| Zone II | 18.9 | 65.0 | 10.2 | 9.9 |
| Zone III | 14.5 | 79.5 | 11.5 | 10.1 |
| Zone IV | 8.3 | 87.8 | 15.7 | 10.6 |
| Zone V | 0.6 | 88.4 | 22.2 | 10.7 |
| Zone VI | 7.0 | 95.4 | 45.9 | 13.3 |
| Zone VII | 4.6 | 100.0 | 74.7 | 16.1 |

## BREAKDOWN BY SIZES IN ZONE TEST RUN I - 1/4" x 0 NATURAL

| | Zone I | | Zone II | | Zone III | | Zone IV | | Zone V | | Zone VI | Zone VII |
|---|---|---|---|---|---|---|---|---|---|---|---|---|
| Size | % Recovery | % Ash | % Recovery | % Ash | % Recovery | % Ash | % Recovery | % Ash | % Recovery | % Ash | | |
| + 1/4" | 0.6 | - | 0.7 | - | 0.8 | - | | | | | | |
| 1/4" x 16 | 57.1 | 9.4 | 53.9 | 11.8 | 34.4 | 14.8 | | | | | | |
| 16 x 30 | 11.3 | 7.3 | 23.8 | 8.9 | 27.5 | 10.5 | | | | | | |
| 30 x 50 | 7.9 | 8.4 | 10.4 | 7.0 | 19.1 | 8.8 | | | | | | |
| 50 x 100 | 9.2 | 9.3 | 4.8 | 6.3 | 11.7 | 8.4 | | | | | | |
| 100 x 200 | 5.7 | 11.9 | 3.0 | 9.0 | 3.4 | 11.3 | | | | | | |
| - 200 | 8.2 | 15.7 | 3.4 | 16.0 | 3.1 | 18.6 | | | | | | |
| + 16M | | | | | | | 16.2 | 20.6 | 21.6 | 25.6 | - | - |
| - 16M | | | | | | | 83.8 | 14.2 | 78.4 | 22.0 | - | - |

TABLE II

# TEST RESULTS - OTTAWA

| COAL DATA | | | | | | | | | | | | | | | | | | | | | | CARBONIZATION DATA | | | | | | | | | | | | | | | | | | | | | | | |
|---|---|---|---|---|---|---|---|---|---|---|---|---|---|---|---|---|---|---|---|---|---|---|---|---|---|---|---|---|---|---|---|---|---|---|---|---|---|---|---|---|---|---|---|---|---|
| | | | | | | | PROXIMATE | | | ULTIMATE | | | | | | | | | | | | | | | 30 POUND COKE OVEN | | | | | | | | | | | | | | | COKE ANALYSIS | | | | |
| SEAM NO. | ADIT OR DH NO. | THICKNESS | LOCATION | CNI SAMPLE NO. | MREC NO. | SVI | ASH | VOL. | FC | C | H | S | N | ASH | Q | BTU/LB. | PULV. % | GRIND. | FSI | PLAST. dd/m | CONTRA. % | DIL. % | MV TEST NO. | SHO TEST NO. | 30 LB TEST NO. | CHARGE WGT. GMS. | MOIST. % | LBS/FT. 3 | COKE TIME | YIELD % | BREEZE % | MEAN SIZE INS. | A.S.G. | STAB. | HARD. | JIS 15MM | MAX. WAL PRESS. | LIN. EXP. | ASH | VOL. | FC | S | REMARKS |
| 7 | DH57 | 211-250 | HR | 1966 | | 187 | 7.9 | 25.2 | 69.9 | 80.8 | 5.5 | 0.74 | 1.2 | 7.9 | 3.9 | 15,620 | 92.6 | 43 | 8 | - | 36 | 80 | | | T132 | 13,792 | 1.1 | 46.8 | 2:26 | 77.4 | 6.1 | | 0.775 | 56.7 | 63.0 | | | | | | | | |
| 7 | DH52 | 140-160 | HR | 2290 | 9 | 183 | 10.1 | 24.9 | 65.0 | 78.6 | 5.2 | 0.71 | 1.2 | 10.1 | 4.2 | 15,530 | 77.3 | 85 | 7½ | 5.2 | 29 | 17 | | | T126 | 15,450 | 2.6 | 48.6 | 2:28 | 76.2 | 7.6 | 1.6 | 0.831 | 53.1 | 63.1 | | | | | | | | |
| 8 | DH57 | 640-676 | HR | 1978 | | 195 | 10.6 | 21.2 | 68.2 | 79.2 | 4.9 | 0.57 | 1.1 | 10.6 | 3.6 | 15,650 | 75.8 | 139 | 3 | 1.9 | 30 | -30 | | | T134 | 14,711 | 1.5 | 49.9 | 2:54 | 78.1 | 23.5 | | | 42.8 | 55.3 | | | | | | | | |
| 8 | DH41 | | LCR | 2140 | | 197 | 8.6 | 21.7 | 69.7 | 81.3 | 4.4 | 0.40 | 1.1 | 8.6 | 4.2 | 15,690 | 56.1 | 80 | 4½ | 5.4 | 19 | -19 | 633 | 70-227 | T115 | 15,403 | 1.8 | 52.2 | 2:30 | 80.3 | 6.3 | | | 54.3 | 68.3 | | | -12.4 | | | | | |
| 8 | DH56 | 285-326 | HR | 1963 | | 196 | 8.8 | 21.0 | 70.2 | 80.9 | 5.0 | 0.37 | 1.1 | 8.8 | 3.8 | | 69.6 | 90 | 3½ | 0.8 | 30 | -30 | | | T129 | 15,017 | 1.3 | 50.9 | 2:57 | 77.6 | 24.3 | | 0.908 | 46.6 | 57.8 | | | -21.5 | | | | | |
| 8&9 | DH53 | 624-683 | HR | 2297 | | 199 | 10.5 | 22.8 | 66.7 | 78.0 | 5.0 | 0.35 | 1.1 | 10.5 | 3.0 | 15,820 | 73.6 | 113 | 6 | 45 | 12 | 12 | | | T128 | 15,600 | 1.8 | 50.3 | 2:27 | 78.9 | 7.3 | 1.66 | 0.929 | 52.8 | 66.1 | | | -17.6 | | | | | |
| 8&9 | DH52 | 398-418 | HR | 2291 | 12 | 188 | 9.0 | 25.8 | 65.2 | 80.3 | 5.4 | 0.69 | 1.4 | 9.0 | 3.3 | 15,680 | 53.9 | 126 | 8½ | 235 | 24 | 122 | | | T125 | 15,500 | 1.7 | 50.3 | 2:25 | 77.5 | 3.2 | 1.65 | 0.793 | 55.0 | 64.1 | | | | | | | | |
| 8&9 | DH52 | 434-447 | HR | 2292 | 10 | 189 | 8.6 | 24.4 | 67.0 | 81.5 | 5.3 | 0.65 | 1.3 | 8.6 | 3.6 | 15,650 | 52.2 | 111 | 8 | 278 | 27 | 72 | | | T124 | 15,600 | 1.2 | 49.5 | 2:20 | 78.0 | 3.0 | 1.52 | 0.850 | 53.6 | 67.0 | | | | | | | | |
| 8&9 | DH53 | 551-584 | HR | 2299 | | 192 | 11.2 | 22.0 | 66.8 | 78.7 | 4.8 | 0.23 | 1.0 | 11.2 | 4.1 | 15,620 | 69.8 | 111 | 2 | 2.2 | 27 | -27 | | | T130 | 14,863 | 1.8 | 50.4 | 2:34 | 79.1 | 14.0 | | | 46.2 | 60.3 | | | -20.7 | | | | | |
| 85% 9<br>15% 8 | DH37 | | LCR | 2136<br>2134 | } | 197 | 9.4 | 20.9 | 69.7 | | | 0.44 | | | | 15,600 | 50.0 | | 6½) 5<br>1½) | 3.6 | 24 | -19 | | 70-219 | T106 | 15,089 | 1.7 | 51.1 | 2:30 | 80.7 | 13.8 | | 0.951 | 50.4 | 65.4 | | | -13.7 | | | | | |
| 90%10B<br>10% 9 | DH36<br>DH36 | | LCR<br>LCR | 2135<br>2133 | )<br>) | 197 | 10.3 | 20.8 | 68.9 | | | 0.51 | | | | 15,670 | 70.6 | | 7 )5<br>1½) | 2.8 | 27 | -16 | | 70-220 | T109 | 15,048 | 2.0 | 51.7 | 2:32 | 79.3 | 15.9 | | 0.944 | 49.7 | 66.5 | | | -14.9 | | | | | |
| 10A | DH41 | | LCR | 2143 | | 201 | 9.9 | 21.2 | 68.9 | | | 0.56 | | | ) | 15,760 | 48.6 | 88 | 7½ | 187 | 20 | 43 | | | T113 | 14,905 | 0.8 | 50.5 | 2:18 | 82.0 | 3.0 | | 0.934 | 54.2 | 69.0 | | | | | | | | |
| 75% 8<br>25% 8 | DH38<br>DH36 | | LCR<br>LCR | 2139<br>2132 | )<br>) | 197 | 8.0 | 20.7 | 71.3 | | | 0.40 | | | } | 15,630 | 72.9 | 81 | 5)3½<br>3) | 1 | 27 | -27 | | 70-226 | T114 | 15,186 | 1.1 | 51.5 | 2:30 | 79.5 | 12.1 | | | 48.0 | 67.3 | | | -15.0 | | | | | |
| 10B | DH36 | | LCR | 2135 | | 202 | 10.2 | 21.2 | 68.6 | | | 0.49 | | | } | 15,790 | | | 7½ | 5.4 | 16 | -2 | | 70-218 | T105 | 12,249 | 3.4 | 41.5 | 2:30 | 67.4 | | | | | | | | -27.1 | | | | | |
| 10B | A10 | | LCR | | | 197 | 7.5 | 22.3 | 70.2 | 82.6 | 5.0 | 0.46 | 1.2 | 7.5 | } | | | | | | | | | | | | | | | | | | | | | | | | | | | | |
| 9 | DH57 | 740-798 | HR | 1977 | | 201 | 8.1 | 20.7 | 71.2 | 82.6 | 5.1 | 0.54 | 1.1 | 8.1 | } 3.2 | 15,720 | 50.7 | 114 | | 5.4 | 79 | 14 | | | T131 | 15,566 | 2.5 | 52.8 | 2:36 | 79.4 | 4.0 | | 0.846 | 58.6 | 68.1 | | | | | | | | |
| 10B | A5 | | | | | | | | | | | | | | )2.6 | 15,720 | 71.0 | 131 | 4 | 1.3 | 30 | -30 | | | T134 | 14,583 | 1.7 | 49.8 | 2:34 | 78.5 | 17.3 | | | 51.4 | 64.1 | | | -13.0 | | | | | |
| 10B | A10 | | | | | | | | | | | | | | | | | | | | | | | | | | 1.9 | 48.7 | | 76.2 | 5.8 | 1.64 | 0.828 | 51.2 | 63.0 | | | | | | | | |
| 7 | DH74 | | EP | | 144 | | | | | | | | | | | | | | | | | | | | | | 1.3 | 50.1 | | 79.4 | 6.2 | 1.64 | 0.972 | 56.6 | 66.2 | | | | | | | | |
| 8 | DH74 | | EP | | 145 | | | | | | | | | | | | | | | | | | | | | | 1.4 | 51.2 | | 75.7 | 7.1 | 1.55 | 0.811 | 48.6 | 62.3 | | | | | | | | |
| 4 | DH77 | | EP | | 156 | | | | | | | | | | | | | | | | | | 634 | | T116 | 15,800 | 1.8 | 52.2 | 2:25 | 79.6 | 8.0 | | 0.877 | 54.8 | 67.7 | | | - 4.8 | | | | | |
| | | | | | | | | | | | | | | | | | | | | | | | 635 | | T127 | 15,277 | 3.4 | 51.8 | 2:44 | 78.9 | 4.1 | | 0.847 | 58.5 | 67.9 | | | - 1.0 | | | | | |
| TYPICAL POWELLTON | | | | | | 164 | 5.0 | 36.8 | 58.2 | 80.6 | 5.4 | 0.70 | 1.6 | 5.0 | 6.7 | 15,240 | | 56 | 8 | 20,000 | 25 | 100 | | | | | | | | | | | | | | | | | | | | | | |

# TEST RESULTS – E.M.R M.R.& E.C. OTTAWA

| Sample | Location | % Seam 10A | % Seam 10B | % Seam 9 | % Seam 8 | % Seam 7 | % Seam 6 | % Seam 2 | % Wharton | % Powellton | % Balmer 1 | % Pocahontas | % Mathis | % S.H.V. Blend | E.M.R Lab No. | Classification: Rank | Classification: S.V.I. | Proximate (db): Volatile dmmf % | Proximate (db): Carbon dmmf % | Proximate (db): Ash % | Proximate (db): Volatile % | Proximate (db): Fixed Carbon % | Proximate (db): Gross Cal. Val. dmmf BTU/lb | Ultimate Analysis (db) %: Carbon | Ultimate Analysis (db) %: Hydrogen | Ultimate Analysis (db) %: Sulphur | Ultimate Analysis (db) %: Nitrogen | Ultimate Analysis (db) %: Ash | Ultimate Analysis (db) %: Oxygen | Pulverizt % Pass ¼ | Grindability Hardgrove | Linear Exp % 52 W/1½ | Greaser Plasticity Max. ddn | 2½ Molat % Contraction | Rhur Dil % Dilatation | Aud - Arnu % Contraction | Aud - Arnu % Dilatation | F.S.I. | Ash Level | S.H.O. | Ash Fusion | M.W. Test No | Oven Feed Size | Net Wgt. of Charge (wet) lbs | Oven Wgt. of Charge (dry) lbs | Moisture in Charge % | Coking Time | Max. Wall Press. lb/in² | Yield % | Breeze (½") % | Mean Coke Size (in) | Stability | Hardness | Tumbler Test Astm: J.I.S. | Tumbler Test Astm: 15 MM | Tumbler Test Astm: A.S.G. | Coke Analysis: Ash | Coke Analysis: Volatile | Coke Analysis: Fixed Carbon | Coke Analysis: Sulphur | Remarks |
|---|---|---