2446

10.0	0.00	0.00	0.00	0.0	0.0	0.0	0.0
20.0	0.00	0.00	0.00	0.0	0.0	0.0	0.0
30.0	0.00	0.00	0.00	0.0	0.0	0.0	0.0
40.0	39.98	1.11	-0.06	1.1	356.8	3.0	16.3
50.0	49.96	1.59	0.11	1.6	3.8	2.9	20.2
60.0	59.95	2.09	0.35	2.1	9.4	3.1	36.0
70.0	69.93	2.63	0.65	2.7	13.9	3.9	32.0
80.0	79.90	3.23	1.06	3.4	18.1	4.2	37.7
90.0	89.87	3.85	1.54	4.1	21.8	4.6	38.2
100.0	99.84	4.49	2.05	4.9	24.5	4.6	40.0
110.0	109.80	5.13	2.57	5.7	26.6	4.7	39.1
120.0	119.77	5.79	3.08	6.6	28.0	5.1	35.0
130.0	129.73	6.53	3.61	7.5	28.9	5.3	36.3
140.0	139.68	7.30	4.13	8.4	29.5	5.6	33.4
150.0	149.63	8.13	4.68	9.4	29.9	6.3	39.8
160.0	159.58	8.99	5.28	10.4	30.4	6.3	33.3
170.0	169.51	9.92	5.90	11.5	30.7	6.9	28.4
180.0	179.45	10.84	6.54	12.7	31.1	6.0	35.4
190.0	189.40	11.63	7.20	13.7	31.8	6.3	46.1
200.0	199.34	12.36	7.96	14.7	32.8	5.9	49.5
210.0	209.29	12.97	8.78	15.7	34.1	5.9	93.8
220.0	219.23	13.56	9.65	16.6	35.4	5.3	55.6
230.0	229.18	14.13	10.52	17.6	36.7	6.3	57.4
240.0	239.12	14.65	11.41	18.6	37.9	5.6	61.2
241.6	240.72	14.73	11.55	18.7	38.1	5.8	61.5

2447

* * * * * * COMPU-LOG - VERTICAL DEVIATION * * * * * * *

CLIENT : Fording Coal
FIELD OFFICE : Ford.River
DATA FROM :
MAG. DECL. : 21.000

HOLE ID. : R.H. 2447
DATE OF LOG : 09/21/95
PROBE : 9055A , 7
DEPTH UNITS : METERS LOG 6

BLE DEPTH	TRUE DEPTH	NORTH DEV.	EAST DEV.	DISTANCE	AZIMUTH	SANG	SANGB
10.0	10.00	-0.03	-0.01	0.0	194.3	0.5	261.6
20.0	20.00	-0.04	-0.04	0.1	228.0	0.2	276.6
30.0	30.00	0.00	-0.04	0.0	272.2	0.4	359.5
40.0	40.00	0.10	0.13	0.2	52.1	2.0	66.9
50.0	49.99	0.15	0.56	0.6	75.1	2.8	86.5
60.0	59.97	0.20	1.12	1.1	79.8	3.4	90.0
70.0	69.95	0.19	1.72	1.7	83.7	3.5	85.9
80.0	79.93	0.21	2.44	2.5	85.1	4.5	87.7
90.0	89.89	0.25	3.31	3.3	85.6	5.2	86.4
100.0	99.85	0.34	4.24	4.2	85.4	5.5	83.2
110.0	109.79	0.55	5.28	5.3	84.1	6.5	78.4
120.0	119.72	0.84	6.39	6.4	82.5	6.9	72.6
130.0	129.64	1.24	7.58	7.7	80.7	7.5	70.9
140.0	139.55	1.70	8.84	9.0	79.1	8.2	67.3
150.0	149.44	2.28	10.21	10.5	77.4	8.8	67.8
160.0	159.30	2.86	11.76	12.1	76.3	9.9	71.0
170.0	169.12	3.56	13.49	14.0	75.2	11.3	68.1
180.0	178.92	4.35	15.34	15.9	74.2	12.0	67.5
190.0	188.70	5.14	17.27	18.0	73.4	12.1	66.4
200.0	198.45	5.90	19.34	20.2	73.0	13.0	71.0
210.0	208.18	6.65	21.53	22.5	72.8	13.8	70.5
220.0	217.87	7.49	23.87	25.0	72.6	15.0	70.7
230.0	227.50	8.38	26.41	27.7	72.4	16.1	71.2
235.7	232.97	8.89	27.93	29.3	72.3	16.5	72.2

2448

* * * * * * COMPU-LOG - VERTICAL DEVIATION * * * * * * *

CLIENT : Fording Coal
FIELD OFFICE : Ford.River
DATA FROM :
MAG. DECL. : 21.000

HOLE ID. : R.H. 2448
DATE OF LOG : 09/19/95
PROBE : 9055A , 7
DEPTH UNITS : METERS LOG 3

BLE DEPTH	TRUE DEPTH	NORTH DEV.	EAST DEV.	DISTANCE	AZIMUTH	SANG	SANGB
10.0	10.00	-0.03	-0.01	0.0	200.0	0.3	219.6
20.0	20.00	0.03	-0.12	0.1	282.8	1.1	309.4
30.0	30.00	0.21	-0.22	0.3	313.7	1.4	347.2
40.0	39.99	0.53	-0.20	0.6	338.9	1.3	357.5
50.0	49.98	0.88	0.00	0.9	0.0	3.0	35.9
60.0	59.96	1.32	0.40	1.4	16.9	4.0	41.5
70.0	69.94	1.76	0.95	2.0	28.4	4.9	56.3
80.0	79.91	2.24	1.59	2.7	35.4	4.7	53.9
90.0	89.87	2.71	2.28	3.5	40.1	4.7	60.3
100.0	99.83	3.21	3.07	4.4	43.7	5.5	61.3
110.0	109.78	3.76	3.93	5.4	46.3	6.0	56.3
120.0	119.72	4.35	4.83	6.5	48.0	6.1	58.3
130.0	129.66	4.87	5.75	7.5	49.7	6.2	60.9
140.0	139.59	5.35	6.79	8.6	51.7	6.7	75.6
150.0	149.52	5.81	7.96	9.9	53.9	7.2	70.5
160.0	159.43	6.14	9.22	11.1	56.3	7.6	77.9
170.0	169.33	6.48	10.59	12.4	58.5	8.1	75.3
180.0	179.23	6.71	11.96	13.7	60.7	7.5	83.9
190.0	189.15	6.74	13.23	14.9	63.0	7.5	91.4
200.0	199.05	6.70	14.65	16.1	65.4	8.7	95.4
210.0	208.93	6.41	16.15	17.4	68.3	9.5	112.8
220.0	218.79	5.81	17.72	18.7	71.9	10.2	114.4
222.7	221.44	5.61	18.16	19.0	72.8	10.6	116.2

PLAN VIEW

COMPU-LOG DEVIATION

.IENT: Fording Coal
)CATION: HENRETTA
)LE ID: R.H. 2448
)TE OF LOG: 09/19/95
)OBE: 9055A 7



MAG DECL: 21.0

SCALE: 10 M/CM
TRUE DEPTH: 221.44 M
AZIMUTH: 72.8
DISTANCE: 19.0 M
+ = 50 M INCR
O = BOTTOM OF HOLE

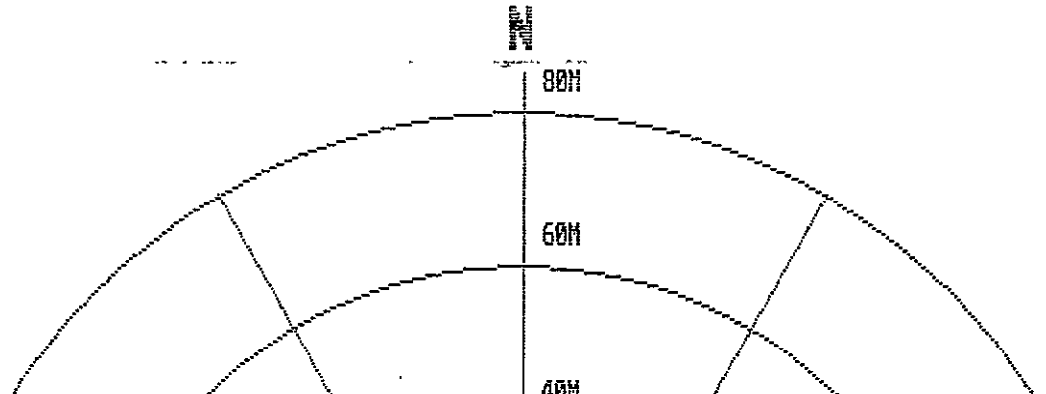

* * * * * * * COMPU-LOG - VERTICAL DEVIATION * * * * * * *

2449

CLIENT : Fording Coal
FIELD OFFICE : Ford.River
DATA FROM :
MAG. DECL. : 21.000

HOLE ID. : R.H. 2449
DATE OF LOG : 07/17/95
PROBE : 9055A , 7
DEPTH UNITS : METERS LOG 4

CABLE DEPTH	TRUE DEPTH	NORTH DEV.	EAST DEV.	DISTANCE	AZIMUTH	SANG	SANGB
5.0	5.00	-0.00	0.01	0.0	101.5	0.3	174.4
15.0	15.00	0.05	0.00	0.1	5.1	0.4	338.4
25.0	25.00	0.17	0.02	0.2	7.4	0.8	15.8
35.0	35.00	0.32	0.06	0.3	11.0	0.9	32.6
45.0	44.99	0.50	0.19	0.5	21.2	1.7	57.1
55.0	54.99	0.66	0.43	0.8	33.3	1.6	53.3
65.0	64.98	0.85	0.76	1.1	41.8	2.5	69.4
75.0	74.97	1.09	1.21	1.6	47.8	3.5	62.0
85.0	84.95	1.44	1.76	2.3	50.7	4.0	51.5
95.0	94.92	1.91	2.39	3.1	51.5	4.9	53.6
105.0	104.87	2.45	3.14	4.0	52.0	5.4	53.3
115.0	114.82	3.04	3.98	5.0	52.6	6.2	49.8
125.0	124.75	3.71	4.94	6.2	53.1	7.1	52.9
135.0	134.67	4.45	6.01	7.5	53.5	7.8	58.3
145.0	144.56	5.28	7.17	8.9	53.6	8.7	53.4
155.0	154.44	6.20	8.46	10.5	53.8	9.2	74.5
165.0	164.30	7.19	9.80	12.2	53.7	10.0	54.1
175.0	174.14	8.22	11.26	13.9	53.9	10.7	55.0
185.0	183.96	9.31	12.77	15.8	53.9	11.1	54.9
195.0	193.76	10.45	14.43	17.8	54.1	12.3	55.3
205.0	203.50	11.70	16.27	20.0	54.3	13.3	55.9
215.0	213.21	13.04	18.27	22.5	54.5	14.3	56.1
225.0	222.88	14.45	20.39	25.0	54.7	15.4	56.1
226.3	224.14	14.64	20.67	25.3	54.7	15.3	56.8

RH 2450

* * * * * * * COMPU-LOG - VERTICAL DEVIATION * * * * * * *

CLIENT : Fording Coal
FIELD OFFICE : Ford.River
DATA FROM :
MAG. DECL. : 21.000

HOLE ID. : R.H. 2450
DATE OF LOG : 09/20/95
PROBE : 9055A , 7
DEPTH UNITS : METERS LOG 5

ABLE DEPTH	TRUE DEPTH	NORTH DEV.	EAST DEV.	DISTANCE	AZIMUTH	SANG	SANGB
5.0	5.00	0.02	0.02	0.0	43.9	0.8	23.8
15.0	15.00	0.10	-0.09	0.1	316.8	1.2	301.0
25.0	25.00	0.23	-0.20	0.3	319.3	0.9	326.2
35.0	34.99	0.39	-0.24	0.5	328.0	1.0	1.0
45.0	44.99	0.64	-0.22	0.7	341.3	1.8	5.7
55.0	54.98	0.98	-0.07	1.0	356.1	2.4	25.8
65.0	64.97	1.41	0.19	1.4	7.6	3.3	37.5
75.0	74.95	1.90	0.58	2.0	17.1	4.0	38.2
85.0	84.92	2.49	1.06	2.7	23.0	4.6	40.8
95.0	94.88	3.15	1.68	3.6	28.0	5.4	43.9
105.0	104.84	3.84	2.32	4.5	31.1	5.7	45.4
105.3	105.13	3.87	2.34	4.5	31.2	5.9	47.8

2476

* * * * * * COMPU-LOG - VERTICAL DEVIATION * * * * * * *

CLIENT : Fording Coal
FIELD OFFICE : Ford.River
DATA FROM :
MAG. DECL. : 21.000

HOLE ID. : R.H. 2476
DATE OF LOG : 09/20/95
PROBE : 9055A , 7
DEPTH UNITS : METERS LOG 0

BLE DEPTH	TRUE DEPTH	NORTH DEV.	EAST DEV.	DISTANCE	AZIMUTH	SANG	SANGB
10.0	10.00	0.07	0.08	0.1	51.0	1.7	39.1
20.0	19.99	0.34	0.32	0.5	43.3	2.7	47.1
30.0	29.98	0.70	0.71	1.0	45.4	3.9	53.0
40.0	39.94	1.18	1.36	1.8	49.0	5.1	52.9
50.0	49.89	1.72	2.19	2.8	51.9	6.1	59.0
60.0	59.82	2.39	3.15	4.0	52.8	7.4	49.8
70.0	69.73	3.17	4.32	5.4	53.7	8.5	56.6
80.0	79.61	4.01	5.59	6.9	54.3	9.0	55.7
90.0	89.48	4.91	6.90	8.5	54.6	9.4	55.2
100.0	99.34	5.85	8.26	10.1	54.7	9.6	54.8
110.0	109.20	6.84	9.66	11.8	54.7	10.2	54.7
120.0	119.03	7.88	11.13	13.6	54.7	10.6	54.6
130.0	128.85	9.01	12.63	15.5	54.5	11.0	53.1
140.0	138.65	10.21	14.24	17.5	54.4	11.9	54.4
150.0	148.43	11.43	15.93	19.6	54.3	12.5	53.9
160.0	158.18	12.72	17.73	21.8	54.3	13.0	54.6
170.0	167.92	14.00	19.58	24.1	54.4	13.2	55.3
180.0	177.66	15.31	21.45	26.4	54.5	13.3	54.2
190.0	187.39	16.64	23.34	28.7	54.5	13.6	55.7
200.0	197.08	18.01	25.41	31.1	54.7	15.1	58.2
210.0	206.69	19.44	27.75	33.9	55.0	16.9	59.4
218.5	214.81	20.71	29.94	36.4	55.3	17.8	60.4

2477

* * * * * * * COMPU-LOG - VERTICAL DEVIATION * * * * * * *

CLIENT : Fording Coal
FIELD OFFICE : Ford.River
DATA FROM :
MAG. DECL. : 21.000 LOG 8

HOLE ID. : R.H.2477 DEVI
DATE OF LOG : 07/14/95
PROBE : 9055A , 7

CABLE DEPTH	TRUE DEPTH	NORTH DEV.	EAST DEV.	DISTANCE	AZIMUTH	SANG	SANGB
0.6	0.60	0.00	0.01	0.0	74.3	5.9	74.3
9.0	8.99	0.06	0.19	0.2	73.5	1.2	83.3
19.0	18.99	0.02	0.45	0.5	87.3	1.7	96.4
29.0	28.98	-0.00	0.78	0.8	90.0	2.0	85.6
39.0	38.98	-0.03	1.14	1.1	91.6	2.0	111.0
49.0	48.97	-0.07	1.53	1.5	92.5	2.5	100.9
59.0	58.96	-0.19	1.97	2.0	95.6	3.0	107.6
69.0	68.94	-0.32	2.54	2.6	97.1	3.8	99.9
79.0	78.92	-0.51	3.19	3.2	99.0	3.7	113.3
89.0	88.90	-0.84	3.77	3.9	102.6	3.9	131.5
99.0	98.87	-1.17	4.47	4.6	104.7	4.3	113.8
109.0	108.83	-1.50	5.24	5.5	106.0	5.1	112.1
119.0	118.79	-1.85	6.10	6.4	106.8	5.6	110.0
129.0	128.74	-2.21	7.00	7.3	107.6	5.7	109.4
139.0	138.69	-2.46	7.91	8.3	107.3	5.4	103.6
149.0	148.65	-2.62	8.79	9.2	106.6	3.0	141.8
159.0	158.62	-2.68	9.63	10.0	105.6	4.6	88.6
169.0	168.58	-2.62	10.43	10.8	104.1	4.5	82.1
179.0	178.55	-2.46	11.19	11.5	102.4	4.5	75.4
189.0	188.52	-2.21	11.96	12.2	100.5	4.7	66.7
199.0	198.48	-1.84	12.77	12.9	98.2	5.5	62.0
202.3	201.76	-1.70	13.07	13.2	97.4	6.1	64.4

2478

* * * * * * * COMPU-LOG - VERTICAL DEVIATION * * * * * * *

CLIENT : Fording Coal
FIELD OFFICE : Ford.River
DATA FROM :
MAG. DECL. : 21.000

HOLE ID. : RH 2478 DEVIA
DATE OF LOG : 07/15/95
PROBE : 9055A , 7
DEPTH UNITS : METERS LOG 4

CABLE DEPTH	TRUE DEPTH	NORTH DEV.	EAST DEV.	DISTANCE	AZIMUTH	SANG	SANGB
21.9	21.90	0.00	0.00	0.0	72.6	2.3	72.6
30.3	30.29	0.06	0.42	0.4	81.7	3.3	80.2
40.3	40.27	0.15	1.08	1.1	82.3	4.6	85.5
50.3	50.23	0.24	1.93	1.9	83.0	4.8	82.9
60.3	60.18	0.34	2.89	2.9	83.3	5.7	83.4
70.3	70.13	0.48	3.90	3.9	83.0	6.5	75.3
80.3	80.06	0.73	5.08	5.1	81.8	7.3	75.3
90.3	89.96	1.11	6.39	6.5	80.1	8.5	75.3
100.3	99.85	1.63	7.82	8.0	78.2	9.1	69.3
110.3	109.72	2.23	9.31	9.6	76.5	10.3	67.2
120.3	119.56	2.92	10.91	11.3	75.0	10.4	66.9
130.3	129.40	3.66	12.54	13.1	73.7	11.2	82.2
140.3	139.23	4.52	14.16	14.9	72.3	10.9	59.7
150.3	149.05	5.50	15.76	16.7	70.8	10.8	57.0
160.3	158.86	6.66	17.35	18.6	69.0	11.6	51.7
170.3	168.65	7.86	18.97	20.5	67.5	11.4	56.8
180.3	178.43	9.04	20.67	22.6	66.4	11.9	55.7
190.3	188.20	10.22	22.45	24.7	65.5	12.8	56.1
200.3	197.93	11.50	24.40	27.0	64.8	14.0	57.7
207.5	204.91	12.44	25.91	28.7	64.3	14.4	58.7

2479

57.8 12.1 75.6

* * * * * * * COMPU-LOG - VERTICAL DEVIATION * * * * * * *

CLIENT : Fording Coal
FIELD OFFICE : Ford.River
DATA FROM :
MAG. DECL. : 21.000

HOLE ID. : RH 2479 DEVIA
DATE OF LOG : 07/16/95
PROBE : 9055A , 7
DEPTH UNITS : METERS LOG 0

CABLE DEPTH	TRUE DEPTH	NORTH DEV.	EAST DEV.	DISTANCE	AZIMUTH	SANG	SANGB
15.9	15.90	-0.00	-0.00	0.0	218.6	0.6	218.6
24.3	24.30	-0.09	-0.02	0.1	194.0	0.9	167.3
34.3	34.30	-0.21	0.15	0.3	144.8	1.9	109.6
44.3	44.29	-0.40	0.50	0.6	128.9	2.6	122.7
54.3	54.27	-0.62	1.00	1.2	121.8	3.0	130.1
64.3	64.25	-0.84	1.66	1.9	116.8	4.1	98.6
74.3	74.22	-0.99	2.44	2.6	112.2	4.8	100.9
84.3	84.17	-1.28	3.32	3.6	111.2	5.9	108.2
94.3	94.12	-1.66	4.31	4.6	111.0	6.1	106.3
104.3	104.06	-2.06	5.32	5.7	111.2	6.8	107.4
114.3	113.99	-2.38	6.45	6.9	110.3	6.8	106.3
124.3	123.91	-2.70	7.62	8.1	109.5	7.3	104.8
134.3	133.83	-3.01	8.85	9.3	108.8	7.4	103.3
144.3	143.74	-3.31	10.14	10.7	108.1	8.0	102.2
154.3	153.65	-3.60	11.49	12.0	107.4	7.9	105.1
164.3	163.54	-3.96	12.92	13.5	107.0	9.0	102.6
174.3	173.40	-4.35	14.52	15.2	106.7	9.8	104.0
184.3	183.26	-4.86	16.13	16.8	106.8	10.0	106.7
194.3	193.10	-5.42	17.78	18.6	107.0	10.1	110.2
204.3	202.94	-6.13	19.40	20.3	107.5	10.2	115.6
214.3	212.78	-7.02	20.99	22.1	108.5	10.8	121.3
224.3	222.60	-8.19	22.40	23.9	110.1	10.4	142.1
234.3	232.41	-9.59	23.76	25.6	112.0	11.6	134.5
244.3	242.20	-11.00	25.20	27.5	113.6	12.5	137.3
244.3	242.20	-11.00	25.20	27.5	113.6	12.5	137.3

* * * * * * * COMPU-LOG - VERTICAL DEVIATION * * * * * * * 2480

CLIENT : Fording Coal
FIELD OFFICE : Ford.River
DATA FROM :
MAG. DECL. : 21.000

HOLE ID. : RH 2480 DEVIA
DATE OF LOG : 07/15/95
PROBE : 9055A , 7
DEPTH UNITS : METERS LOG 1

CABLE DEPTH	TRUE DEPTH	NORTH DEV.	EAST DEV.	DISTANCE	AZIMUTH	SANG	SANGB
15.8	15.80	0.00	-0.00	0.0	348.7	0.9	348.7
24.2	24.20	0.08	-0.00	0.1	357.6	0.3	358.3
34.2	34.20	0.08	-0.02	0.1	348.8	0.2	141.3
44.2	44.20	0.01	0.01	0.0	62.6	1.3	151.5
54.2	54.19	-0.30	0.15	0.3	153.8	2.7	168.3
64.2	64.18	-0.80	0.22	0.8	164.9	3.1	170.8
74.2	74.16	-1.39	0.28	1.4	168.6	3.8	178.6
84.2	84.13	-2.13	0.22	2.1	174.0	4.7	188.9
94.2	94.10	-2.98	0.13	3.0	177.5	5.1	180.4
104.2	104.05	-3.94	0.19	3.9	177.2	5.8	175.4
114.2	114.00	-4.96	0.38	5.0	175.6	6.2	167.8
124.2	123.93	-6.05	0.67	6.1	173.7	6.3	198.3
134.2	133.87	-7.15	0.98	7.2	172.2	6.5	158.7
144.2	143.80	-8.24	1.43	8.4	170.1	6.8	155.3
154.2	153.72	-9.36	1.94	9.6	168.3	7.4	152.3
164.2	163.63	-10.51	2.57	10.8	166.3	7.7	148.9
174.2	173.53	-11.73	3.27	12.2	164.4	8.0	148.4
184.2	183.42	-13.02	3.98	13.6	163.0	8.5	151.6
194.2	193.31	-14.30	4.70	15.1	161.8	8.5	150.3
204.2	203.20	-15.60	5.47	16.5	160.7	9.1	148.1
214.2	213.07	-16.94	6.33	18.1	159.5	9.1	145.5
220.4	219.19	-17.77	6.91	19.1	158.8	9.3	141.7

2481

* * * * * * * COMPU-LOG - VERTICAL DEVIATION * * * * * * *

CLIENT : Fording Coal
FIELD OFFICE : Ford.River
DATA FROM :
MAG. DECL. : 21.000

HOLE ID. : R.H. 2481
DATE OF LOG : 07/11/95
PROBE : 9055A , 7
DEPTH UNITS : METERS LOG 7

CABLE DEPTH	TRUE DEPTH	NORTH DEV.	EAST DEV.	DISTANCE	AZIMUTH	SANG	SANGB
5.0	5.00	0.02	0.00	0.0	3.6	0.4	180.9
15.0	15.00	0.07	0.02	0.1	13.8	0.7	28.1
25.0	25.00	0.26	0.11	0.3	22.9	1.5	29.6
35.0	34.99	0.48	0.24	0.5	27.0	1.3	54.8
45.0	44.99	0.72	0.40	0.8	28.8	1.6	43.9
55.0	54.98	0.94	0.66	1.2	35.2	2.5	55.4
65.0	64.98	1.19	0.99	1.5	39.6	2.4	49.0
75.0	74.96	1.36	1.41	2.0	46.1	2.7	69.8
85.0	84.95	1.52	1.91	2.4	51.5	3.2	67.7
95.0	94.93	1.70	2.48	3.0	55.5	3.7	72.2
103.5	103.41	1.87	3.02	3.6	58.2	3.8	72.4

2482

* * * * * * * COMPU-LOG - VERTICAL DEVIATION * * * * * * *

CLIENT : Fording Coal
FIELD OFFICE : Ford.River
DATA FROM :
MAG. DECL. : 21.000

HOLE ID. : R.H. 2482
DATE OF LOG : 07/03/95
PROBE : 9055A , 7
DEPTH UNITS : METERS LOG 1

ABLE DEPTH	TRUE DEPTH	NORTH DEV.	EAST DEV.	DISTANCE	AZIMUTH	SANG	SANGB
0.6	0.60	-0.00	0.00	0.0	152.0	1.6	152.0
10.0	10.00	0.02	-0.01	0.0	338.1	1.4	337.8
20.0	19.99	0.13	-0.02	0.1	350.9	1.6	340.4
30.0	29.99	0.18	-0.12	0.2	327.0	2.3	272.7
40.0	39.98	0.33	0.11	0.3	19.5	2.9	113.8
50.0	49.96	0.75	0.27	0.8	19.5	3.7	25.2
60.0	59.94	0.62	0.53	0.8	40.9	4.3	62.3
70.0	69.91	1.20	0.80	1.4	33.6	4.5	30.7
80.0	79.88	1.60	0.85	1.8	27.9	4.6	122.3
90.0	89.84	1.78	1.07	2.1	31.1	4.9	315.9
100.0	99.80	2.16	1.13	2.4	27.6	5.3	12.9
110.0	109.75	2.51	1.46	2.9	30.2	6.0	339.7
120.0	119.69	2.96	1.19	3.2	21.9	6.2	238.8
130.0	129.63	3.63	1.58	4.0	23.5	6.7	355.1
140.0	139.56	4.19	1.94	4.6	24.8	6.7	90.5
150.0	149.49	4.83	2.20	5.3	24.5	6.6	43.1
160.0	159.42	5.11	2.51	5.7	26.2	7.2	242.3
170.0	169.33	5.65	3.08	6.4	28.6	8.4	345.4
180.0	179.21	6.17	2.92	6.8	25.3	8.8	257.6
190.0	189.09	6.70	3.32	7.5	26.4	9.4	76.2
200.0	198.95	7.94	3.94	8.9	26.4	9.5	16.0
210.0	208.81	9.25	4.56	10.3	26.2	9.8	308.8
212.5	211.27	9.47	4.50	10.5	25.4	9.9	206.6

2483

* * * * * * * COMPU-LOG - VERTICAL DEVIATION * * * * * * *

CLIENT : Fording Coal
FIELD OFFICE : Ford.River
DATA FROM :
MAG. DECL. : 21.000

HOLE ID. : R.H. 2483
DATE OF LOG : 07/02/95
PROBE : 9055A , 7
DEPTH UNITS : METERS LOG 7

CABLE DEPTH	TRUE DEPTH	NORTH DEV.	EAST DEV.	DISTANCE	AZIMUTH	SANG	SANGB
0.9	0.90	-0.00	-0.00	0.0	222.5	1.4	222.5
10.0	10.00	-0.04	-0.01	0.0	196.2	0.7	174.0
20.0	20.00	-0.16	0.11	0.2	145.1	1.2	116.3
30.0	29.99	-0.28	0.33	0.4	129.9	2.0	119.8
40.0	39.99	-0.42	0.68	0.8	121.6	2.8	105.2
50.0	49.97	-0.60	1.19	1.3	116.8	3.5	106.5
60.0	59.95	-0.77	1.85	2.0	112.7	4.1	97.2
70.0	69.92	-0.83	2.64	2.8	107.4	5.1	91.8
80.0	79.87	-0.85	3.60	3.7	103.3	6.0	84.7
90.0	89.81	-0.80	4.73	4.8	99.6	7.1	84.7
100.0	99.72	-0.64	6.03	6.1	96.1	8.0	80.5
110.0	109.62	-0.42	7.43	7.4	93.2	8.7	82.8
110.2	109.82	-0.41	7.46	7.5	93.2	8.8	79.9

2484

* * * * * * * COMPU-LOG - VERTICAL DEVIATION * * * * * * *

CLIENT : Fording Coal
FIELD OFFICE : Ford.River
DATA FROM :
MAG. DECL. : 21.000

HOLE ID. : R.H. 2484
DATE OF LOG : 07/03/95
PROBE : 9055A , 7
DEPTH UNITS : METERS LOG 2

CABLE DEPTH	TRUE DEPTH	NORTH DEV.	EAST DEV.	DISTANCE	AZIMUTH	SANG	SANGB
1.0	1.00	0.00	-0.00	0.0	303.6	1.3	303.6
10.0	10.00	0.03	-0.01	0.0	348.3	0.3	56.6
20.0	20.00	0.05	-0.04	0.1	316.6	0.3	258.2
30.0	30.00	0.03	-0.01	0.0	350.5	0.7	68.7
40.0	40.00	0.13	0.14	0.2	47.5	1.6	65.1
50.0	49.99	0.45	0.49	0.7	47.4	3.6	46.7
60.0	59.96	0.95	0.98	1.4	46.1	4.5	37.2
70.0	69.92	1.61	1.60	2.3	44.8	5.8	45.6
80.0	79.86	2.32	2.39	3.3	45.8	6.5	48.4
90.0	89.79	3.07	3.36	4.6	47.6	7.8	54.3
100.0	99.69	3.85	4.51	5.9	49.6	8.5	58.4
110.0	109.57	4.67	5.82	7.5	51.3	9.2	57.9
120.0	119.42	5.55	7.32	9.2	52.8	10.6	60.2
130.0	129.23	6.50	9.00	11.1	54.2	11.6	60.2
140.0	139.01	7.51	10.79	13.1	55.2	12.2	59.3
150.0	148.78	8.62	12.64	15.3	55.7	12.5	58.9
160.0	158.53	9.75	14.52	17.5	56.1	13.2	58.9
170.0	168.26	10.93	16.52	19.8	56.5	13.8	59.2
180.0	177.97	12.13	18.58	22.2	56.9	14.1	60.3
190.0	187.66	13.36	20.74	24.7	57.2	14.7	60.3
200.0	197.30	14.67	23.05	27.3	57.5	15.5	61.0
210.0	206.92	16.01	25.41	30.0	57.8	16.1	61.1
213.4	210.19	16.48	26.24	31.0	57.9	16.1	60.7

2485

* * * * * * COMPU-LOG - VERTICAL DEVIATION * * * * * * *

CLIENT : Fording Coal
FIELD OFFICE : Ford.River
DATA FROM :
MAG. DECL. : 21.000

HOLE ID. : R.H. 2485
DATE OF LOG : 06/25/95
PROBE : 9055A , 7
DEPTH UNITS : METERS , LOG 2

BLE DEPTH	TRUE DEPTH	NORTH DEV.	EAST DEV.	DISTANCE	AZIMUTH	SANG	SANGB
1.2	1.20	0.00	0.00	0.0	4.9	1.3	4.9
10.0	10.00	-0.04	0.05	0.1	127.6	1.2	120.4
20.0	20.00	-0.08	0.31	0.3	105.3	2.0	90.9
30.0	29.99	-0.09	0.75	0.8	96.9	3.0	86.9
40.0	39.97	-0.04	1.30	1.3	91.8	3.4	84.6
50.0	49.95	0.05	1.99	2.0	88.6	4.4	81.1
60.0	59.91	0.20	2.80	2.8	86.0	5.1	87.1
70.0	69.87	0.33	3.68	3.7	84.9	5.5	78.1
80.0	79.81	0.50	4.76	4.8	84.0	6.7	80.9
90.0	89.73	0.67	6.01	6.0	83.6	7.5	81.7
100.0	99.64	0.89	7.36	7.4	83.1	8.3	81.4
110.0	109.53	1.16	8.80	8.9	82.5	8.6	76.2
120.0	119.41	1.53	10.31	10.4	81.5	9.4	75.0
130.0	129.27	1.96	11.93	12.1	80.7	9.8	74.7
140.0	139.11	2.42	13.64	13.8	79.9	10.6	74.7
150.0	148.93	2.90	15.44	15.7	79.4	10.8	74.9
160.0	158.75	3.41	17.29	17.6	78.8	11.3	73.9
170.0	168.55	3.99	19.17	19.6	78.2	11.4	70.8
180.0	178.35	4.69	21.02	21.5	77.4	11.8	66.4
190.0	188.13	5.54	22.95	23.6	76.4	12.5	65.2
200.0	197.88	6.44	24.96	25.8	75.5	12.9	66.0
210.0	207.63	7.36	27.02	28.0	74.8	13.2	67.1
220.0	217.35	8.26	29.16	30.3	74.2	13.7	66.8
225.7	222.88	8.81	30.43	31.7	73.8	14.2	64.8

* * * * * * * COMPU-LOG - VERTICAL DEVIATION * * * * * * *

2486

CLIENT : Fording Coal
FIELD OFFICE : Ford.River
DATA FROM :
MAG. DECL. : 21.000

HOLE ID. : R.H. 2486
DATE OF LOG : 07/09/95
PROBE : 9055A , 7
DEPTH UNITS : METERS LOG 4

CABLE DEPTH	TRUE DEPTH	NORTH DEV.	EAST DEV.	DISTANCE	AZIMUTH	SANG	SANGB
3.0	3.00	0.01	0.02	0.0	72.5	0.7	113.1
13.0	13.00	-0.08	0.08	0.1	132.4	1.0	159.1
23.0	23.00	-0.26	0.20	0.3	141.8	1.3	144.5
33.0	32.99	-0.49	0.23	0.5	155.0	1.4	168.0
43.0	42.99	-0.82	0.32	0.9	158.7	2.5	164.4
53.0	52.98	-1.26	0.43	1.3	161.2	2.7	156.9
63.0	62.96	-1.78	0.66	1.9	159.6	3.5	150.5
73.0	72.94	-2.38	0.89	2.5	159.6	4.5	159.0
83.0	82.90	-3.16	1.27	3.4	158.1	5.6	148.7
93.0	92.84	-4.12	1.72	4.5	157.3	6.6	160.3
103.0	102.76	-5.17	2.45	5.7	154.7	8.1	145.4
113.0	112.65	-6.33	3.35	7.2	152.1	8.9	142.1
123.0	122.53	-7.58	4.26	8.7	150.6	9.5	142.2
133.0	132.37	-8.91	5.43	10.4	148.6	11.0	139.3
143.0	142.19	-10.31	6.68	12.3	147.1	11.1	135.3
153.0	151.99	-11.74	8.03	14.2	145.6	12.1	134.0
163.0	161.77	-13.20	9.52	16.3	144.2	12.1	132.7
173.0	171.54	-14.59	11.13	18.4	142.7	12.6	129.5
183.0	181.30	-15.96	12.83	20.5	141.2	12.7	128.4
193.0	191.04	-17.31	14.61	22.7	139.8	12.8	127.1
203.0	200.80	-18.60	16.38	24.8	138.6	12.4	124.5
213.0	210.57	-19.80	18.16	26.9	137.5	12.8	122.0
219.7	217.10	-20.56	19.43	28.3	136.6	12.8	119.2

2487

* * * * * * * COMPU-LOG - VERTICAL DEVIATION * * * * * * *

CLIENT : Fording Coal
FIELD OFFICE : Ford.River
DATA FROM :
MAG. DECL. : 21.000

HOLE ID. : R.H 2487 DEVI
DATE OF LOG : 07/06/95
PROBE : 9055A , 7
DEPTH UNITS : METERS LOG 7

CABLE DEPTH	TRUE DEPTH	NORTH DEV.	EAST DEV.	DISTANCE	AZIMUTH	SANG	SANGB
0.9	0.90	-0.00	-0.01	0.0	244.6	5.2	244.6
9.3	9.30	-0.12	-0.06	0.1	206.5	1.3	180.1
19.3	19.29	-0.38	-0.03	0.4	184.6	1.9	181.1
29.3	29.29	-0.73	0.00	0.7	179.6	2.3	160.5
39.3	39.28	-1.15	0.16	1.2	172.1	3.0	159.7
49.3	49.26	-1.67	0.34	1.7	168.4	3.7	156.7
59.3	59.24	-2.30	0.53	2.4	167.1	4.2	170.6
69.3	69.21	-3.06	0.79	3.2	165.4	5.2	158.9
79.3	79.16	-3.92	1.18	4.1	163.2	5.7	154.7
89.3	89.11	-4.81	1.53	5.1	162.3	5.9	155.2
99.3	99.06	-5.76	1.97	6.1	161.1	6.2	155.8
109.3	109.00	-6.76	2.39	7.2	160.6	6.2	161.6
119.3	118.93	-7.82	2.80	8.3	160.3	6.9	155.9
129.3	128.86	-8.97	3.15	9.5	160.7	7.1	161.3
139.3	138.78	-10.14	3.58	10.7	160.6	7.4	159.2
149.3	148.70	-11.36	3.98	12.0	160.7	7.4	159.7
159.3	158.60	-12.65	4.45	13.4	160.6	8.6	162.0
169.3	168.48	-14.05	5.05	14.9	160.2	9.3	154.0
179.3	178.34	-15.55	5.78	16.6	159.6	9.9	150.9
189.3	188.18	-17.16	6.63	18.4	158.9	11.1	151.3
199.3	197.97	-18.91	7.63	20.4	158.0	12.4	150.1
209.3	207.73	-20.72	8.82	22.5	156.9	12.6	141.3
211.9	210.27	-21.17	9.17	23.1	156.6	13.0	144.3

2488

* * * * * * * COMPU-LOG - VERTICAL DEVIATION * * * * * * *

CLIENT : Fording Coal
FIELD OFFICE : Ford.River
DATA FROM :
MAG. DECL. : 21.000

HOLE ID. : R.H. 2488
DATE OF LOG : 07/11/95
PROBE : 9055A , 7
DEPTH UNITS : METERS LOG 2

CABLE DEPTH	TRUE DEPTH	NORTH DEV.	EAST DEV.	DISTANCE	AZIMUTH	SANG	SANGB
5.0	5.00	0.00	0.01	0.0	84.1	0.7	186.2
15.0	15.00	0.10	0.08	0.1	38.8	0.9	32.0
25.0	25.00	0.17	0.17	0.2	44.1	0.5	68.4
35.0	35.00	0.24	0.27	0.4	48.9	0.8	88.4
45.0	45.00	0.24	0.47	0.5	62.5	1.4	77.4
55.0	54.99	0.19	0.77	0.8	75.8	2.1	86.7
65.0	64.98	0.21	1.18	1.2	79.7	2.7	84.3
75.0	74.97	0.16	1.64	1.6	84.5	2.8	101.9
85.0	84.96	0.03	2.17	2.2	89.1	3.4	103.8
95.0	94.94	-0.06	2.80	2.8	91.3	4.1	97.6
105.0	104.91	-0.14	3.53	3.5	92.2	4.4	95.9
115.0	114.88	-0.27	4.27	4.3	93.7	4.6	95.5
125.0	124.85	-0.30	5.08	5.1	93.4	4.8	89.5
135.0	134.81	-0.26	5.92	5.9	92.5	4.9	83.6
145.0	144.77	-0.17	6.78	6.8	91.4	4.8	82.9
155.0	154.74	-0.02	7.57	7.6	90.1	4.3	77.8
165.0	164.72	0.15	8.15	8.2	89.0	3.0	68.9
175.0	174.71	0.34	8.59	8.6	87.7	2.8	65.2
185.0	184.70	0.57	9.09	9.1	86.4	3.5	65.7
195.0	194.68	0.77	9.67	9.7	85.5	3.8	73.0
201.6	201.26	0.93	10.10	10.1	84.7	4.3	67.4

2489

* * * * * * * COMPU-LOG - VERTICAL DEVIATION * * * * * * *

CLIENT : Fording Coal
FIELD OFFICE : Ford.River
DATA FROM :
MAG. DECL. : 21.000

HOLE ID. : RH 2489 DEVIA
DATE OF LOG : 07/08/95
PROBE : 9055A , 7
DEPTH UNITS : METERS LOG 4

CABLE DEPTH	TRUE DEPTH	NORTH DEV.	EAST DEV.	DISTANCE	AZIMUTH	SANG	SANGB
15.9	15.90	0.00	0.00	0.0	9.0	0.0	9.0
24.3	24.30	-0.07	0.07	0.1	137.4	0.9	130.7
34.3	34.30	-0.14	0.31	0.3	114.9	2.1	111.0
44.3	44.29	-0.21	0.63	0.7	108.2	2.6	93.3
54.3	54.28	-0.22	1.17	1.2	100.7	3.6	95.9
64.3	64.25	-0.22	1.86	1.9	96.6	4.7	83.0
74.3	74.21	-0.17	2.72	2.7	93.7	5.5	83.4
84.3	84.16	-0.11	3.72	3.7	91.8	6.7	81.5
94.3	94.10	-0.03	4.82	4.8	90.3	6.7	86.7
104.3	104.03	0.04	6.03	6.0	89.6	7.1	92.0
114.3	113.95	0.06	7.31	7.3	89.6	7.5	92.2
124.3	123.85	-0.06	8.67	8.7	90.4	8.4	89.0
134.3	133.74	-0.02	10.16	10.2	90.1	8.6	88.0
144.3	143.62	0.04	11.64	11.6	89.8	8.8	86.4
154.3	153.50	0.18	13.19	13.2	89.2	9.3	85.6
164.3	163.37	0.39	14.82	14.8	88.5	9.8	81.7
174.3	173.21	0.72	16.58	16.6	87.5	10.6	79.3
184.3	183.03	1.05	18.41	18.4	86.7	10.8	80.1
194.3	192.84	1.42	20.29	20.3	86.0	11.2	77.9
202.4	200.78	1.77	21.87	21.9	85.4	11.6	77.7

2490

* * * * * * * COMPU-LOG - VERTICAL DEVIATION * * * * * * *

CLIENT : Fording Coal
FIELD OFFICE : Ford.River
DATA FROM :
MAG. DECL. : 21.000

HOLE ID. : R.H.2490 DEVI
DATE OF LOG : 07/06/95
PROBE : 9055A , 7
DEPTH UNITS : METERS LOG 5

CABLE DEPTH	TRUE DEPTH	NORTH DEV.	EAST DEV.	DISTANCE	AZIMUTH	SANG	SANGB
0.7	0.70	0.00	0.00	0.0	46.0	1.6	46.0
9.1	9.10	0.05	-0.02	0.0	341.3	1.5	14.5
19.1	19.09	0.19	0.14	0.2	36.6	1.4	74.1
29.1	29.09	0.25	0.46	0.5	61.3	2.3	82.1
39.1	39.08	0.24	0.95	1.0	75.7	3.2	89.4
49.1	49.05	0.27	1.62	1.6	80.5	4.2	90.2
59.1	59.02	0.39	2.40	2.4	80.7	5.0	78.6
69.1	68.98	0.54	3.25	3.3	80.6	5.0	94.0
79.1	78.94	0.67	4.19	4.2	80.9	5.5	84.9
89.1	88.88	0.88	5.22	5.3	80.5	6.4	77.6
99.1	98.82	1.04	6.37	6.5	80.7	6.9	80.7
109.1	108.72	1.20	7.74	7.8	81.2	8.7	88.4
119.1	118.60	1.28	9.27	9.4	82.1	9.0	85.3
129.1	128.48	1.37	10.82	10.9	82.8	9.2	87.5
139.1	138.33	1.45	12.54	12.6	83.4	10.7	86.4
149.1	148.15	1.50	14.43	14.5	84.0	11.4	85.9
159.1	157.95	1.67	16.42	16.5	84.2	11.7	85.0
169.1	167.73	1.87	18.50	18.6	84.2	12.2	84.8
179.1	177.49	2.08	20.65	20.8	84.3	13.2	84.6
189.1	187.21	2.32	23.00	23.1	84.2	14.0	83.8
199.1	196.88	2.57	25.51	25.6	84.2	15.0	84.1
209.1	206.53	2.79	28.12	28.3	84.3	15.3	85.7
218.5	215.59	2.93	30.63	30.8	84.5	15.7	87.7

* * * * * * * COMPU-LOG - VERTICAL DEVIATION * * * * * * *

2491

CLIENT : Fording Coal
FIELD OFFICE : Ford.River
DATA FROM :
MAG. DECL. : 21.000

HOLE ID. : R.H. 2491
DATE OF LOG : 07/17/95
PROBE : 9055A , 7
DEPTH UNITS : METERS LOG 3

CABLE DEPTH	TRUE DEPTH	NORTH DEV.	EAST DEV.	DISTANCE	AZIMUTH	SANG	SANGB
1.0	1.00	-0.00	0.00	0.0	176.7	2.6	176.7
10.0	10.00	-0.02	0.01	0.0	156.6	0.5	266.2
20.0	20.00	0.06	-0.03	0.1	337.2	1.0	15.7
30.0	29.99	0.35	0.12	0.4	19.2	2.4	33.9
40.0	39.98	0.68	0.42	0.8	32.0	2.7	41.0
50.0	49.97	1.04	0.77	1.3	36.4	2.8	40.6
60.0	59.95	1.51	1.21	1.9	38.8	4.5	65.4
70.0	69.92	2.06	1.79	2.7	40.9	4.9	42.2
80.0	79.87	2.71	2.46	3.7	42.2	5.9	45.3
90.0	89.81	3.47	3.28	4.8	43.4	6.5	46.5
100.0	99.74	4.25	4.17	6.0	44.4	6.9	49.6
110.0	109.67	5.03	5.10	7.2	45.4	7.1	50.1
120.0	119.58	5.81	6.10	8.4	46.4	7.4	55.2
130.0	129.50	6.61	7.13	9.7	47.2	7.4	51.7
140.0	139.40	7.43	8.25	11.1	48.0	8.2	53.5
150.0	149.31	8.23	9.37	12.5	48.7	7.9	53.0
160.0	159.22	9.00	10.45	13.8	49.3	7.7	54.7
170.0	169.13	9.73	11.55	15.1	49.9	7.4	58.0
180.0	179.04	10.35	12.74	16.4	50.9	8.3	60.2
190.0	188.92	10.93	14.18	17.9	52.4	9.4	65.7
200.0	198.75	11.49	15.89	19.6	54.1	10.9	73.7
210.0	208.55	11.96	17.84	21.5	56.2	11.7	79.5
219.3	217.64	12.41	19.73	23.3	57.8	12.1	75.6

* * * * * * * COMPU-LOG - VERTICAL DEVIATION * * * * * * *

2492

CLIENT : Fording Coal
FIELD OFFICE : Ford.River
DATA FROM :
MAG. DECL. : 21.000

HOLE ID. : R.H. 2492
DATE OF LOG : 06/25/95
PROBE : 9055A 7
DEPTH UNITS : METERS LOG 5

CABLE DEPTH	TRUE DEPTH	NORTH DEV.	EAST DEV.	DISTANCE	AZIMUTH	SANG	SANGB
0.9	0.90	-0.00	-0.00	0.0	265.3	0.3	265.3
10.0	10.00	-0.06	0.02	0.1	157.8	0.7	118.7
20.0	20.00	-0.10	0.19	0.2	116.6	1.4	101.1
30.0	29.99	-0.09	0.46	0.5	101.3	1.4	91.5
40.0	39.99	-0.07	0.76	0.8	95.4	2.0	77.4
50.0	49.98	-0.02	1.14	1.1	91.2	2.6	87.2
60.0	59.97	0.07	1.65	1.6	87.5	3.9	74.9
70.0	69.94	0.30	2.37	2.4	82.9	4.7	71.8
79.5	79.40	0.54	3.17	3.2	80.3	5.2	74.2

RH # 2430

* * * * * * * COMPU-LOG - VERTICAL DEVIATION * * * * * * *

CLIENT : Fording River Opera
FIELD OFFICE : Ford.Rvr.
DATA FROM :
MAG. DECL. : 21.000

HOLE ID. : RH 2430
DATE OF LOG : 05/08/95
PROBE : 9055A , 7
DEPTH UNITS : METERS LOG 4

CABLE DEPTH	TRUE DEPTH	NORTH DEV.	EAST DEV.	DISTANCE	AZIMUTH	SANG	SANGB
6.0	6.00	-0.00	-0.00	0.0	213.3	0.4	154.6
16.0	16.00	0.05	-0.03	0.1	333.5	0.7	323.3
26.0	26.00	0.09	-0.09	0.1	316.9	0.3	296.4
36.0	36.00	0.13	-0.12	0.2	316.2	0.4	341.0
46.0	46.00	0.18	-0.14	0.2	320.7	0.3	336.7
56.0	56.00	0.23	-0.14	0.3	329.3	0.4	41.6
66.0	66.00	0.27	-0.06	0.3	348.3	0.8	80.3
76.0	76.00	0.27	0.10	0.3	20.8	1.5	89.9
86.0	85.99	0.22	0.30	0.4	53.9	1.5	103.9
96.0	95.99	0.12	0.56	0.6	77.7	1.7	117.7
106.0	105.99	-0.05	0.83	0.8	93.6	2.3	123.8
116.0	115.98	-0.30	1.15	1.2	104.7	2.7	152.0
126.0	125.97	-0.60	1.50	1.6	111.8	2.9	129.8
136.0	135.95	-0.95	1.87	2.1	117.0	3.2	135.9
146.0	145.94	-1.34	2.28	2.6	120.4	3.6	133.0
156.0	155.91	-1.77	2.79	3.3	122.4	4.0	126.5
166.0	165.89	-2.19	3.36	4.0	123.2	4.1	124.9
176.0	175.86	-2.62	3.96	4.8	123.5	4.6	120.6
186.0	185.83	-3.04	4.67	5.6	123.1	5.2	134.3
196.0	195.79	-3.41	5.45	6.4	122.0	5.3	112.1
206.0	205.74	-3.77	6.33	7.4	120.7	5.7	108.0
216.0	215.69	-4.09	7.29	8.4	119.3	5.7	108.5
226.0	225.63	-4.44	8.32	9.4	118.0	6.4	106.7
236.0	235.56	-4.80	9.47	10.6	116.8	7.2	107.9
246.0	245.48	-5.16	10.71	11.9	115.7	7.4	106.8
252.5	251.92	-5.39	11.52	12.7	115.1	7.6	104.7

* * * * * * * COMPU-LOG - VERTICAL DEVIATION * * * * * * *

RH#2434

CLIENT : Fording River Opera
FIELD OFFICE : Ford.Rvr.
DATA FROM :
MAG. DECL. : 21.000

HOLE ID. : RC 2434
DATE OF LOG : 05/03/95
PROBE : 9055A , 7
DEPTH UNITS : METERS LOG 3

CABLE DEPTH	TRUE DEPTH	NORTH DEV.	EAST DEV.	DISTANCE	AZIMUTH	SANG	SANGB
6.0	6.00	0.00	-0.01	0.0	281.2	0.3	77.9
16.0	16.00	-0.05	0.00	0.1	174.7	0.7	146.8
26.0	26.00	-0.13	0.05	0.1	159.3	0.6	168.1
36.0	36.00	-0.28	0.06	0.3	168.3	1.1	174.6
46.0	46.00	-0.49	0.06	0.5	173.0	1.4	208.5
56.0	55.99	-0.73	-0.01	0.7	180.7	1.6	193.7
66.0	65.99	-1.02	-0.10	1.0	185.5	1.5	199.7
76.0	75.98	-1.34	-0.24	1.4	190.1	2.2	201.3
86.0	85.97	-1.75	-0.41	1.8	193.2	2.9	212.0
96.0	95.96	-2.23	-0.64	2.3	196.1	3.2	197.9
106.0	105.94	-2.75	-0.84	2.9	197.0	3.2	202.3
116.0	115.93	-3.22	-1.11	3.4	199.0	3.3	210.4
126.0	125.91	-3.72	-1.38	4.0	200.3	3.3	202.6
136.0	135.89	-4.22	-1.63	4.5	201.1	3.2	208.3
146.0	145.88	-4.72	-1.90	5.1	201.9	3.1	211.4
156.0	155.86	-5.24	-2.20	5.7	202.8	3.7	208.4
166.0	165.83	-5.86	-2.57	6.4	203.7	4.3	196.4
176.0	175.80	-6.55	-3.01	7.2	204.7	4.9	210.8
186.0	185.76	-7.26	-3.48	8.1	205.6	4.9	213.8
196.0	195.73	-7.97	-3.95	8.9	206.4	4.8	212.3
204.1	203.80	-8.53	-4.34	9.6	207.0	4.6	214.3

RH #295

* * * * * * * COMPU-LOG - VERTICAL DEVIATION * * * * * * *

CLIENT : Fording Coal
FIELD OFFICE : Ford.River
DATA FROM :
MAG. DECL. : 21.000

HOLE ID. : R.H.295-DEVIA
DATE OF LOG : 09/09/95
PROBE : 9055A , 7
DEPTH UNITS : METERS LOG 4

CABLE DEPTH	TRUE DEPTH	NORTH DEV.	EAST DEV.	DISTANCE	AZIMUTH	SANG	SANGB
2.5	2.50	-0.00	0.00	0.0	132.6	0.5	132.6
10.9	10.90	-0.04	0.03	0.0	145.8	0.8	127.9
20.9	20.90	-0.19	0.24	0.3	129.2	2.0	124.9
30.9	30.89	-0.40	0.60	0.7	123.6	2.8	109.5
40.9	40.87	-0.61	1.11	1.3	118.7	3.5	120.9
50.9	50.85	-0.88	1.67	1.9	117.9	3.6	126.0
60.9	60.83	-1.13	2.34	2.6	115.7	4.8	110.1
70.9	70.79	-1.48	3.08	3.4	115.7	4.8	112.8
80.9	80.75	-1.86	3.87	4.3	115.6	5.5	99.9
90.9	90.70	-2.17	4.86	5.3	114.1	6.5	104.1
100.9	100.64	-2.53	5.88	6.4	113.3	7.0	100.4
110.9	110.58	-2.83	6.97	7.5	112.1	6.4	104.9
120.9	120.51	-3.11	8.04	8.6	111.2	6.5	104.2
130.9	130.45	-3.42	9.09	9.7	110.6	6.5	103.5
140.9	140.38	-3.68	10.24	10.9	109.8	6.9	101.6
150.9	150.31	-3.99	11.36	12.0	109.4	6.5	103.4
160.9	160.25	-4.35	12.43	13.2	109.3	6.5	112.0
170.9	170.18	-4.83	13.45	14.3	109.7	6.7	118.3
180.9	180.11	-5.44	14.52	15.5	110.5	7.6	121.2
190.9	190.02	-6.14	15.65	16.8	111.4	8.0	119.7
200.9	199.91	-6.84	16.88	18.2	112.1	8.3	120.9
210.9	209.80	-7.64	18.19	19.7	112.8	9.2	121.8
220.9	219.65	-8.53	19.62	21.4	113.5	9.7	123.7
230.9	229.51	-9.47	21.03	23.1	114.2	10.0	123.2
240.9	239.35	-10.45	22.48	24.8	114.9	10.2	125.5
250.9	249.19	-11.49	23.95	26.6	115.6	10.5	124.8
260.9	259.02	-12.55	25.47	28.4	116.2	10.9	123.2
270.9	268.83	-13.64	27.04	30.3	116.8	11.0	125.2
280.9	278.65	-14.72	28.60	32.2	117.2	10.7	124.5
290.9	288.47	-15.79	30.14	34.0	117.7	10.9	126.1
300.9	298.29	-16.90	31.71	35.9	118.1	10.9	125.6
310.9	308.10	-18.01	33.25	37.8	118.4	11.0	125.9
320.9	317.91	-19.15	34.82	39.7	118.8	10.9	125.6
330.9	327.73	-20.31	36.36	41.6	119.2	11.1	125.7
340.9	337.54	-21.48	37.87	43.5	119.6	10.6	128.8
350.9	347.36	-22.65	39.35	45.4	119.9	11.2	128.5
360.9	357.17	-23.87	40.87	47.3	120.3	11.3	128.3
370.9	366.98	-25.12	42.36	49.3	120.7	11.2	130.3
380.9	376.79	-26.39	43.82	51.2	121.1	11.1	131.5
385.9	381.70	-27.03	44.54	52.1	121.3	11.1	133.1

RH # 296

ROKE DIRECTIONAL SURVEY

OIL ENTERPRISES LTD.

N

Page 1 of 2

COMPANY FORDING COAL LIMITED
DRILLHOLE RH 296 TURNBULL MOUNTAIN
LOCATION FORDING RIVER OPERATIONS
FIELD ELKFORD
PROVINCE BRITISH COLUMBIA

LATITUDE
DEPARTURE
ELEVATION
MAGNETIC DECLINATION
CORRECTION OF

DATE SURVEYED 13 Sept 1995
SURVEY BY J. Murray
WITNESSED BY K. Komenac
CALCULATIONS BY
FOR GRID

Number	Cable Depth	Slant Angle	Slant Angle Bearing	Number	Cable Depth	Slant Angle	Slant Angle Bearing	Number	Cable Depth	Slant Angle	Slant Angle Bearing
0	0	0.00		11	110	4.89	92.9	22	220	10.74	90.4
1	10	0.00	142.4	12	120	5.48	90.8	23	230	11.74	89.7
2	20	0.00	121.2	13	130	6.43	87.6	24	240	12.57	90.4
3	30	0.00	103.4	14	140	7.22	88.1	25	250	12.97	85.2
4	40	0.12	87.1	15	150	8.13	90.4	26	260	14.00	85.3
5	50	0.86	98.5	16	160	8.80	95.0	27	270	14.41	78.7
6	60	1.53	103.1	17	170	9.16	93.8	28	280	15.23	82.4
7	70	2.23	95.0	18	180	9.55	97.4	29	290	17.35	79.2
8	80	2.63	103.3	19	190	9.62	92.9	30	300	18.10	75.8
9	90	2.88	87.9	20	200	10.90	88.7	31	310	18.79	78.2
10	100	3.96	92.0	21	210	10.50	93.8	32	320	19.70	71.5

ROKE DIRECTIONAL SURVEY

OIL ENTERPRISES LTD.

Page 2 of 2

COMPANY FORDING COAL LIMITED
DRILLHOLE RH 296 TURNBULL MOUNTAIN
LOCATION FORDING
FIELD ELKFORD
PROVINCE BRITISH COLUMBIA

LATITUDE
DEPARTURE
ELEVATION
MAGNETIC DECLINATION
CORRECTION OF

DATE SURVEYED 13 SEPT 1995
SURVEY BY J. Murray
WITNESSED BY K. KOMENAC
CALCULATIONS BY
FOR GRID

Number	Cable Depth	Slant Angle	Slant Angle Bearing	Number	Cable Depth	Slant Angle	Slant Angle Bearing	Number	Cable Depth	Slant Angle	Slant Angle Bearing
0	330	20.79	66.4	11	440	24.62	53.2	22	REPEAT	READINGS	
1	340	21.39	64.6	12	450	23.92	54.3	23	540	19.03	66.5
2	350	23.93	62.2	13	460	22.93	55.9	24	490	20.42	60.3
3	360	24.16	62.4	14	470	22.06	55.5	25	340	21.38	64.4
4	370	24.17	59.6	15	480	21.22	56.6	26	290	17.10	80.7
5	380	24.45	56.6	16	490	20.50	58.0	27	285	16.27	78.7
6	390	24.39	56.9	17	500	18.99	59.3	28	195	10.26	92.1
7	400	24.48	56.5	18	510	19.00	63.3	29	190	9.92	89.5
8	410	24.68	56.5	19	520	18.20	66.4	30	80	2.49	93.3
9	420	24.72	54.3	20	530	18.15	67.3	31			
10	430	24.68	52.6	21	540	19.05	66.7	32			
					550	18.16	67.0				

RH #293

ROKE DIRECTIONAL SURVEY

OIL ENTERPRISES LTD.

Page 1 of 2

COMPANY FORDING COAL LIMITED
DRILLHOLE RH 293 TURNBULL MTN
LOCATION FORDING RIVER OPERATIONS
FIELD ELKFORD
PROVINCE BRITISH COLUMBIA

LATITUDE
DEPARTURE
ELEVATION
MAGNETIC DECLINATION
CORRECTION OF

DATE SURVEYED 14 September 95
SURVEY BY J. Murray
WITNESSED BY K. Komenac
CALCULATIONS BY
FOR GRID

Number	Cable Depth	Slant Angle	Slant Angle Bearing	Number	Cable Depth	Slant Angle	Slant Angle Bearing	Number	Cable Depth	Slant Angle	Slant Angle Bearing
0	0	0.00		11	110	1.82	68.4	22	220	9.66	74.3
1	10	0.11	51.0	12	120	2.56	71.2	23	230	10.63	73.1
2	20	0.10	41.8	13	130	2.77	68.0	24	240	11.30	71.7
3	30	0.17	35.6	14	140	3.31	72.9	25	250	12.54	71.0
4	40	0.24	37.7	15	150	3.31	68.6	26	260	12.79	71.4
5	50	0.49	24.5	16	160	3.52	82.5	27	270	13.74	70.5
6	60	0.78	47.3	17	170	4.46	73.1	28	280	13.98	68.9
7	70	0.85	50.1	18	180	5.78	71.1	29	290	14.54	70.4
8	80	0.99	58.5	19	190	6.54	74.4	30	300	15.26	69.5
9	90	0.99	62.7	20	200	7.11	73.2	31	310	17.33	69.4
10	100	1.18	67.7	21	210	8.50	68.6	32	320	18.18	71.0

ROKE DIRECTIONAL SURVEY

OIL ENTERPRISES LTD.

COMPANY FORDING COAL LIMITED
DRILLHOLE RH 293 TURNBULL MTN
LOCATION FORDING RIVER OPERATIONS
FIELD ELKFORD
PROVINCE BRITISH COLUMBIA

LATITUDE
DEPARTURE
ELEVATION
MAGNETIC DECLINATION
CORRECTION OF

DATE SURVEYED 19 SEPTEMBER 95
SURVEY BY J. MURRAY
WITNESSED BY K. KOMENAC
CALCULATIONS BY
FOR DR 570.2 GRID

Number	Cable Depth	Slant Angle	Slant Angle Bearing	Number	Cable Depth	Slant Angle	Slant Angle Bearing	Number	Cable Depth	Slant Angle	Slant Angle Bearing
0	330	18.84	69.8	11	440	24.74	64.5	22	550	32.38	65.8
1	340	20.38	70.6	12	450	25.46	62.4	23	560	33.07	66.5
2	350	20.60	69.4	13	460	27.35	59.6	24	569	34.23	65.7
3	360	20.82	69.3	14	470	27.30	60.9	25	REPEAT	READINGS	
4	370	21.19	66.5	15	480	28.05	61.1	26	510	30.39	57.8
5	380	21.48	65.3	16	490	28.96	58.7	27	505	29.74	58.8
6	390	22.54	64.7	17	500	28.81	59.6	28	460	26.70	58.4
7	400	22.58	67.0	18	510	30.14	59.9	29	455	26.78	59.6
8	410	23.21	65.8	19	520	29.89	60.5	30	310	17.75	70.2
9	420	23.71	65.9	20	530	30.60	64.0	31	305	16.54	70.9
10	430	24.52	64.7	21	540	31.76	64.7	32	200	7.54	68.2
									90	1.04	64.2

2461

* * * * * * * COMPU-LOG - VERTICAL DEVIATION * * * * * * *

CLIENT : Fording Coal
FIELD OFFICE : Ford.River
DATA FROM :
MAG. DECL. : 21.000

HOLE ID. : R.H. 2461
DATE OF LOG : 06/02/95
PROBE : 9055A , 7
DEPTH UNITS : METERS LOG 4

CABLE DEPTH	TRUE DEPTH	NORTH DEV.	EAST DEV.	DISTANCE	AZIMUTH	SANG	SANGB
1.2	1.20	-0.00	0.00	0.0	131.0	0.0	131.0
10.0	10.00	0.01	0.01	0.0	43.4	0.2	32.2
20.0	20.00	0.03	-0.01	0.0	345.5	0.4	208.0
30.0	30.00	-0.01	0.01	0.0	129.9	0.6	147.3
40.0	40.00	-0.10	0.14	0.2	125.4	1.3	110.0
50.0	49.99	-0.26	0.42	0.5	121.1	2.8	115.5
60.0	59.98	-0.50	0.87	1.0	120.0	3.2	119.5
70.0	69.96	-0.80	1.37	1.6	120.4	3.4	117.4
80.0	79.94	-1.12	1.93	2.2	120.2	4.1	115.8
90.0	89.92	-1.46	2.55	2.9	119.7	3.9	114.3
100.0	99.89	-1.75	3.18	3.6	118.9	3.9	112.9
110.0	109.87	-1.99	3.77	4.3	117.8	3.4	111.4
120.0	119.85	-2.13	4.39	4.9	115.9	3.9	107.2
130.0	129.83	-2.26	5.03	5.5	114.2	3.8	92.5
140.0	139.80	-2.34	5.75	6.2	112.1	4.3	96.5
150.0	149.77	-2.44	6.54	7.0	110.4	4.9	104.0
158.1	157.84	-2.55	7.25	7.7	109.3	5.2	97.1

2462

* * * * * * * COMPU-LOG - VERTICAL DEVIATION * * * * * * *

CLIENT : Fording Coal
FIELD OFFICE : Ford.River
DATA FROM :
MAG. DECL. : 21.000

HOLE ID. : 2462 DEVIATIO
DATE OF LOG : 06/13/95
PROBE : 9055A , . 7
DEPTH UNITS : METERS LOG 4

ABLE DEPTH	TRUE DEPTH	NORTH DEV.	EAST DEV.	DISTANCE	AZIMUTH	SANG	SANGB
1.0	1.00	-0.00	-0.00	0.0	226.7	1.4	226.7
10.0	10.00	-0.00	-0.02	0.0	268.0	0.2	266.4
20.0	20.00	-0.02	0.06	0.1	104.7	1.2	77.9
30.0	30.00	0.04	0.29	0.3	83.2	1.5	78.3
40.0	39.99	0.10	0.66	0.7	81.4	2.7	75.2
50.0	49.97	0.22	1.18	1.2	79.4	3.7	70.8
60.0	59.94	0.43	1.93	2.0	77.5	5.2	73.6
70.0	69.89	0.66	2.90	3.0	77.1	5.9	78.2
80.0	79.84	0.84	3.93	4.0	77.9	6.4	80.8
90.0	89.76	1.06	5.15	5.3	78.3	7.5	81.5
100.0	99.66	1.23	6.56	6.7	79.4	8.5	85.5
110.0	109.52	1.29	8.21	8.3	81.1	10.3	87.7
120.0	119.34	1.43	10.08	10.2	81.9	11.3	83.8
130.0	129.13	1.66	12.13	12.2	82.2	12.7	84.1
140.0	138.88	1.91	14.34	14.5	82.4	13.3	82.5
150.0	148.58	2.21	16.74	16.9	82.5	14.5	83.6
160.0	158.24	2.56	19.30	19.5	82.4	15.4	82.0
170.0	167.86	2.96	21.99	22.2	82.3	16.1	79.9
180.0	177.44	3.42	24.83	25.1	82.1	17.5	79.8
190.0	186.96	3.93	27.85	28.1	82.0	18.2	80.5
196.8	193.40	4.31	29.99	30.3	81.8	18.9	78.9

2463

* * * * * * * COMPU-LOG - VERTICAL DEVIATION * * * * * * *

CLIENT : Fording Coal
FIELD OFFICE : Ford.River
DATA FROM :
MAG. DECL. : 21.000

HOLE ID. : R.H. 2463
DATE OF LOG : 06/08/95
PROBE : 9055A , 7
DEPTH UNITS : METERS LOG 8

CABLE DEPTH	TRUE DEPTH	NORTH DEV.	EAST DEV.	DISTANCE	AZIMUTH	SANG	SANGB
5.0	5.00	0.03	0.04	0.0	54.4	1.0	26.0
15.0	15.00	0.10	0.05	0.1	24.6	0.5	288.3
25.0	25.00	0.10	0.05	0.1	24.7	0.1	232.6
35.0	35.00	0.09	0.06	0.1	34.1	0.6	217.4
45.0	45.00	-0.00	0.05	0.1	93.1	1.7	182.9
55.0	54.99	0.01	0.21	0.2	86.2	2.7	337.3
65.0	64.97	0.11	0.34	0.4	72.9	3.5	1.9
75.0	74.95	0.21	0.48	0.5	66.0	4.0	94.0
85.0	84.92	0.39	0.67	0.8	59.9	4.9	10.2
95.0	94.88	0.57	1.21	1.3	64.7	6.0	14.4
105.0	104.81	0.90	1.02	1.4	48.7	7.2	242.0
115.0	114.72	1.63	1.61	2.3	44.7	8.2	48.9
125.0	124.62	1.38	1.86	2.3	53.4	8.5	118.1
135.0	134.51	1.92	1.98	2.8	45.9	8.7	23.1
145.0	144.39	2.78	2.88	4.0	46.0	9.3	171.8
155.0	154.25	3.53	3.34	4.9	43.4	9.6	47.8
165.0	164.10	4.11	4.29	5.9	46.3	10.3	300.6
175.0	173.92	4.10	4.92	6.4	50.2	11.2	32.4
185.0	183.72	4.68	6.02	7.6	52.2	11.9	43.4
195.0	193.49	5.50	7.37	9.2	53.3	12.9	357.3
195.3	193.78	5.56	7.35	9.2	52.9	13.0	342.7

2464

* * * * COMPU-LOG - VERTICAL DEVIATION * * * * * *

CLIENT : Fording Coal
FIELD OFFICE : Ford.River
DATA FROM :
MAG. DECL. : 21.000

HOLE ID : R.H. 2464
DATE OF LOG : 05/25/95
PROBE : 9055A 7
DEPTH UNITS : METERS LOG 4

ABLE DEPTH	TRUE DEPTH	NORTH DEV.	EAST DEV.	DISTANCE	AZIMUTH	SANG	SANGB
0.0	-0.00	0.00	0.00	0.0	0.0	0.9	337.6
10.0	10.00	0.06	0.10	0.1	59.4	1.5	79.5
20.0	20.00	0.08	0.34	0.4	76.6	1.4	87.6
30.0	29.99	0.07	0.64	0.6	83.9	1.8	91.8
40.0	39.98	0.05	1.01	1.0	87.3	2.4	94.4
50.0	49.97	0.01	1.52	1.5	89.6	3.6	107.4
60.0	59.95	-0.07	2.20	2.2	91.9	4.3	95.7
70.0	69.91	-0.18	3.02	3.0	93.5	5.1	96.6
80.0	79.86	-0.28	4.01	4.0	94.0	6.2	92.2
90.0	89.80	-0.37	5.14	5.2	94.1	6.9	94.1
100.0	99.71	-0.49	6.42	6.4	94.4	7.7	96.5
110.0	109.61	-0.68	7.83	7.9	95.0	8.5	97.1
120.0	119.49	-0.96	9.36	9.4	95.9	9.6	100.1
130.0	129.34	-1.22	11.05	11.1	96.3	10.1	98.9
140.0	139.18	-1.49	12.82	12.9	96.6	10.4	96.4
150.0	149.00	-1.73	14.67	14.8	96.7	11.0	97.2
160.0	158.81	-1.96	16.61	16.7	96.7	11.2	97.2
170.0	168.62	-2.18	18.56	18.7	96.7	11.6	96.5
180.0	178.41	-2.38	20.58	20.7	96.6	11.9	94.9
190.0	188.19	-2.54	22.65	22.8	96.4	12.3	94.3
200.0	197.94	-2.70	24.87	25.0	96.2	13.4	94.6
210.0	207.64	-2.90	27.29	27.4	96.1	14.6	92.9
210.3	207.93	-2.90	27.36	27.5	96.1	14.4	94.2

* * * * * * * COMPU-LOG - MINE COORDINATES * * * * * * * **2465**

CLIENT : Fording Coal
FIELD OFFICE : Ford.River
DATA FROM :
MAG. DECL. : 21.000

HOLE ID. : 2465 deviatio
DATE OF LOG : 05/28/95
PROBE : 9055A , 7
DEPTH UNITS : METERS LOG 0

Survey Reference Point : .

Mine Coordinates Location:

North/South: 0.0
East/West: 0.0
Elevation: 0.0

FINAL DATA

Meas. Depth (feet)	SANG (degress)	SANGB (degress)	Disp (feet)	Zero Coordinates TVD	Zero Coordinates N/S	Zero Coordinates E/W	Mine Coordinates TVD	Mine Coordinates N/S	Mine Coordinates E/W
6	0.7	27.9	0.0	5.8	0.0	0.0	5.8	0.0	0.0
14	1.2	75.6	0.1	14.2	-0.0	0.1	14.2	-0.0	0.1
24	1.2	94.8	0.4	24.2	0.0	0.4	24.2	0.0	0.4
34	2.0	121.9	0.6	34.2	-0.1	0.6	34.2	-0.1	0.6
44	2.4	121.2	1.0	44.2	-0.3	0.9	44.2	-0.3	0.9
54	3.0	121.7	1.4	54.2	-0.6	1.3	54.2	-0.6	1.3
64	3.7	122.2	1.9	64.2	-0.9	1.7	64.2	-0.9	1.7
74	4.2	128.2	2.6	74.1	-1.4	2.2	74.1	-1.4	2.2
84	5.0	128.6	3.4	84.1	-1.9	2.8	84.1	-1.9	2.8
94	5.6	129.4	4.3	94.1	-2.5	3.5	94.1	-2.5	3.5
104	6.2	118.5	5.4	104.0	-3.0	4.4	104.0	-3.0	4.4
114	6.1	121.7	6.4	113.9	-3.5	5.3	113.9	-3.5	5.3
124	6.0	121.2	7.4	123.9	-4.1	6.2	123.9	-4.1	6.2
134	5.9	117.4	8.4	133.8	-4.6	7.1	133.8	-4.6	7.1
144	5.7	120.4	9.4	143.8	-5.1	7.9	143.8	-5.1	7.9
154	5.7	119.1	10.4	153.8	-5.5	8.8	153.8	-5.5	8.8
164	7.0	115.4	11.5	163.7	-6.1	9.8	163.7	-6.1	9.8
174	7.5	111.2	12.8	173.6	-6.6	10.9	173.6	-6.6	10.9
184	8.7	106.6	14.2	183.5	-7.0	12.3	183.5	-7.0	12.3
194	9.6	106.5	15.8	193.4	-7.5	13.9	193.4	-7.5	13.9
204	9.6	104.8	17.4	203.2	-7.9	15.5	203.2	-7.9	15.5
205	10.1	103.2	17.5	203.6	-7.9	15.6	203.6	-7.9	15.6

Closure - Zero Coord.: 17.5 @ 296.9
Mine Coord.: 17.5 @ -26.9

2466

* * * * * * * COMPU-LOG - VERTICAL DEVIATION * * * * * * *

CLIENT : Fording River Opera
FIELD OFFICE : Ford.Rvr.
DATA FROM :
MAG. DECL. : 21.000

HOLE ID. : RH 2466
DATE OF LOG : 05/10/95
PROBE : 9055A , 7
DEPTH UNITS : METERS LOG 6

CABLE DEPTH	TRUE DEPTH	NORTH DEV.	EAST DEV.	DISTANCE	AZIMUTH	SANG	SANGB
35.0	35.00	-0.01	-0.01	0.0	230.0	0.3	129.6
45.0	45.00	-0.02	-0.02	0.0	229.6	0.3	221.5
55.0	55.00	-0.09	-0.05	0.1	209.9	0.7	172.1
65.0	65.00	-0.21	-0.03	0.2	188.1	1.1	168.3
75.0	74.99	-0.44	0.17	0.5	159.2	2.4	134.0
85.0	84.98	-0.73	0.50	0.9	145.6	2.6	125.7
95.0	94.97	-1.02	0.87	1.3	139.8	2.7	126.3
105.0	104.96	-1.31	1.22	1.8	137.1	2.5	128.8
115.0	114.95	-1.58	1.57	2.2	135.2	2.5	129.7
125.0	124.94	-1.89	1.91	2.7	134.8	2.4	134.4
135.0	134.93	-2.23	2.26	3.2	134.7	3.1	133.8
145.0	144.91	-2.65	2.61	3.7	135.4	3.4	148.0
155.0	154.90	-3.11	2.87	4.2	137.3	3.1	210.2
165.0	164.88	-3.61	3.03	4.7	140.0	3.1	164.6
175.0	174.87	-4.10	3.19	5.2	142.1	3.0	175.0
185.0	184.85	-4.62	3.41	5.7	143.5	3.5	149.6
192.9	192.74	-5.03	3.71	6.3	143.6	4.0	140.4

2467

* * * * * * * COMPU-LOG - VERTICAL DEVIATION * * * * * * *

CLIENT : Fording River Opera
FIELD OFFICE : Ford.Rvr.
DATA FROM :
MAG. DECL. : 21.000

HOLE ID. : R.H. 2467
DATE OF LOG : 05/19/95
PROBE : 9055A , 7
DEPTH UNITS : METERS LOG 2

CABLE DEPTH	TRUE DEPTH	NORTH DEV.	EAST DEV.	DISTANCE	AZIMUTH	SANG	SANGB
0.9	0.90	0.00	-0.00	0.0	329.4	1.9	329.4
10.0	10.00	0.03	0.00	0.0	3.3	0.8	238.6
20.0	20.00	-0.02	0.04	0.0	111.2	0.5	241.6
30.0	30.00	-0.04	-0.05	0.1	231.6	0.9	265.9
40.0	40.00	-0.05	-0.22	0.2	258.4	1.1	277.9
50.0	49.99	-0.03	-0.48	0.5	265.9	1.9	262.1
60.0	59.99	-0.04	-0.85	0.9	267.1	2.5	269.3
70.0	69.98	-0.04	-1.30	1.3	268.0	2.6	275.7
80.0	79.96	-0.01	-1.80	1.8	269.6	2.9	280.4
90.0	89.95	0.08	-2.31	2.3	271.9	3.2	280.3
100.0	99.93	0.20	-2.86	2.9	274.0	3.7	286.7
110.0	109.91	0.33	-3.45	3.5	275.5	3.6	284.7
120.0	119.90	0.40	-4.05	4.1	275.7	3.2	285.6
130.0	129.88	0.53	-4.57	4.6	276.6	2.8	278.0
140.0	139.87	0.64	-5.00	5.0	277.3	2.6	284.7
150.0	149.86	0.71	-5.38	5.4	277.6	1.8	293.8
160.0	159.86	0.72	-5.60	5.6	277.4	1.2	271.2
170.0	169.86	0.75	-5.78	5.8	277.4	1.0	308.7
180.0	179.86	0.80	-5.89	5.9	277.7	0.3	287.7
186.3	186.16	0.83	-5.90	6.0	278.0	0.5	20.9

2468

* * * * * * * COMPU-LOG - VERTICAL DEVIATION * * * * * * *

CLIENT : Fording Coal
FIELD OFFICE : Ford.River
DATA FROM :
MAG. DECL. : 21.000

HOLE ID. : R.H. 2468
DATE OF LOG : 05/26/95
PROBE : 9055A , 7
DEPTH UNITS : METERS LOG 8

CABLE DEPTH	TRUE DEPTH	NORTH DEV.	EAST DEV.	DISTANCE	AZIMUTH	SANG	SANGB
1.1	1.10	0.00	0.00	0.0	14.8	0.9	14.8
10.0	10.00	0.06	-0.03	0.1	332.8	0.8	348.5
20.0	20.00	0.24	-0.04	0.2	349.3	1.1	8.7
30.0	29.99	0.48	0.06	0.5	7.2	2.4	30.0
40.0	39.98	0.82	0.40	0.9	25.6	3.2	53.7
50.0	49.96	1.16	0.94	1.5	38.9	4.0	60.2
60.0	59.93	1.44	1.64	2.2	48.7	4.9	71.0
70.0	69.88	1.74	2.59	3.1	56.2	6.4	74.9
80.0	79.81	2.02	3.76	4.3	61.7	7.3	77.0
90.0	89.72	2.30	5.06	5.6	65.5	8.1	79.3
100.0	99.62	2.56	6.45	6.9	68.3	8.1	80.4
110.0	109.52	2.77	7.83	8.3	70.5	8.2	84.1
120.0	119.42	2.97	9.23	9.7	72.2	8.1	81.1
130.0	129.32	3.19	10.62	11.1	73.3	8.1	81.1
140.0	139.22	3.46	12.06	12.5	74.0	8.9	79.4
150.0	149.09	3.74	13.59	14.1	74.6	9.3	81.0
156.1	155.10	3.92	14.60	15.1	75.0	10.4	81.9

* * * * * * COMPU-LOG - VERTICAL DEVIATION * * * * * * *

2469

CLIENT : Fording Coal
FIELD OFFICE : Ford River
DATA FROM : /
MAG DECL : 21.000

HOLE ID : R.H. 2469
DATE OF LOG : 06/18/95
PROBE : 9055A 7
DEPTH UNITS : METERS LOG 1

BLE DEPTH	TRUE DEPTH	NORTH DEV	EAST DEV	DISTANCE	AZIMUTH	SANG	SANGB
5.0	5.00	-0.02	-0.01	0.0	218.1	0.6	298.5
15.0	15.00	-0.11	0.04	0.1	158.4	0.8	149.2
25.0	25.00	-0.29	0.19	0.3	147.0	1.9	133.7
35.0	34.99	-0.56	0.54	0.8	136.0	3.0	128.4
45.0	44.97	-0.89	1.08	1.4	129.5	4.3	116.1
55.0	54.93	-1.28	1.82	2.2	125.1	5.3	117.0
65.0	64.88	-1.71	2.68	3.2	122.5	5.9	110.6
75.0	74.82	-2.16	3.72	4.3	120.1	7.1	112.8
85.0	84.73	-2.68	4.91	5.6	118.6	7.7	113.4
95.0	94.64	-3.27	6.15	7.0	118.0	8.5	112.9
105.0	104.53	-3.85	7.51	8.4	117.1	8.8	113.1
115.0	114.41	-4.40	8.92	9.9	116.3	8.9	111.1
125.0	124.29	-4.89	10.42	11.5	115.2	9.3	106.1
135.0	134.15	-5.29	12.03	13.1	113.8	9.9	103.2
145.0	143.99	-5.70	13.72	14.9	112.6	10.6	99.1
155.0	153.81	-5.93	15.60	16.7	110.8	11.3	96.9
165.0	163.61	-6.10	17.61	18.6	109.1	12.7	90.1
175.0	173.35	-6.23	19.33	20.8	107.5	13.5	94.2
178.2	176.46	-6.28	20.59	21.5	107.0	14.2	91.9

2470

* * * * * * * COMPU-LOG - VERTICAL DEVIATION * * * * * * *

CLIENT : Fording Coal
FIELD OFFICE : Ford.River
DATA FROM :
MAG. DECL. : 21.000

HOLE ID. : R.H. 2470
DATE OF LOG : 06/11/95
PROBE : 9055A , 7
DEPTH UNITS : METERS LOG 0

CABLE DEPTH	TRUE DEPTH	NORTH DEV.	EAST DEV.	DISTANCE	AZIMUTH	SANG	SANGB
5.0	5.00	-0.00	0.01	0.0	113.2	0.0	355.3
15.0	15.00	0.01	0.02	0.0	70.3	0.2	299.1
25.0	25.00	0.04	-0.00	0.0	359.5	0.4	310.4
35.0	35.00	0.09	-0.02	0.1	345.3	0.2	31.0
45.0	45.00	0.17	0.19	0.3	48.5	2.5	79.1
55.0	54.98	0.20	0.82	0.8	76.2	4.8	77.7
65.0	64.93	0.20	1.80	1.8	83.6	6.4	89.8
75.0	74.84	0.18	3.08	3.1	86.6	8.4	91.4
85.0	84.73	0.17	4.60	4.6	87.9	9.2	88.3
95.0	94.58	0.18	6.30	6.3	88.3	9.7	83.2
105.0	104.39	0.25	8.22	8.2	88.2	11.7	87.5
115.0	114.18	0.33	10.29	10.3	88.1	12.4	87.9
125.0	123.93	0.37	12.50	12.5	88.3	13.2	90.6
135.0	133.64	0.32	14.90	14.9	88.8	14.3	91.0
145.0	143.34	0.31	17.30	17.3	89.0	13.8	88.7
155.0	153.05	0.39	19.69	19.7	88.9	14.1	88.8
165.0	162.71	0.40	22.29	22.3	89.0	15.8	91.5
175.0	172.28	0.30	25.17	25.2	89.3	17.7	89.9
185.0	181.76	0.13	28.37	28.4	89.7	19.4	90.6
195.0	191.14	0.11	31.84	31.8	89.8	21.7	90.3
200.8	196.52	0.07	33.99	34.0	89.9	22.3	90.8

2471

* * * * * * * COMPU-LOG - VERTICAL DEVIATION * * * * * * *

CLIENT : Fording Coal
FIELD OFFICE : Ford.River
DATA FROM :
MAG. DECL. : 21.000

HOLE ID. : R.H. 2471
DATE OF LOG : 06/02/95
PROBE : 9055A , 7
DEPTH UNITS : METERS LOG 4

CABLE DEPTH	TRUE DEPTH	NORTH DEV.	EAST DEV.	DISTANCE	AZIMUTH	SANG	SANGB
2.3	2.30	-0.00	-0.00	0.0	242.2	0.6	242.2
10.0	10.00	-0.05	0.00	0.0	178.4	0.5	164.2
20.0	20.00	-0.14	0.04	0.1	165.3	0.9	144.0
30.0	30.00	-0.28	0.16	0.3	150.9	1.3	132.0
40.0	39.99	-0.48	0.39	0.6	140.7	1.9	129.5
50.0	49.98	-0.73	0.71	1.0	135.7	2.7	130.7
60.0	59.97	-1.04	1.11	1.5	133.2	3.4	124.2
70.0	69.95	-1.40	1.62	2.1	130.7	4.0	126.3
80.0	79.92	-1.79	2.24	2.9	128.6	4.4	127.1
90.0	89.89	-2.22	2.95	3.7	127.0	5.2	120.6
100.0	99.85	-2.65	3.75	4.6	125.2	5.1	117.4
110.0	109.81	-3.04	4.55	5.5	123.7	5.2	113.0
120.0	119.76	-3.42	5.39	6.4	122.4	2.9	104.4
130.0	129.72	-3.73	6.31	7.3	120.6	5.6	101.3
140.0	139.66	-3.94	7.29	8.3	118.4	5.7	100.0
150.0	149.61	-4.02	8.33	9.2	115.8	6.2	93.7
160.0	159.54	-4.04	9.48	10.3	113.1	7.1	88.9
164.1	163.61	-4.04	9.99	10.8	112.0	7.3	89.6

Vitrinite Reflectance - by ISO 7404/5

Fording Coal Limited
Sample PG-95-001

RH #2492
407.06-2m

BASIC STATISTICS

Total Number of Observations	100
Mean Maximum Reflectance (Romax)	1.02
Standard Error of the mean	0.00
Coefficient of Variation	4.12
Variance	0.0018
Standard Deviation	0.0422
Skewness	0.2292
Kurtosis	2.7475

CELL STATISTICS

Cell Number	Lower Limit	Number of Observations	Frequency (%)
19	0.90	3	3.00
20	0.95	27	27.00
21	1.00	45	45.00
22	1.05	21	21.00
23	1.10	4	4.00

VITRINITE TYPE DISTRIBUTION

Vitrinite Type	Frequency (%)
V9	30.00
V10	66.00
V11	4.00

VITRINITE HISTOGRAM

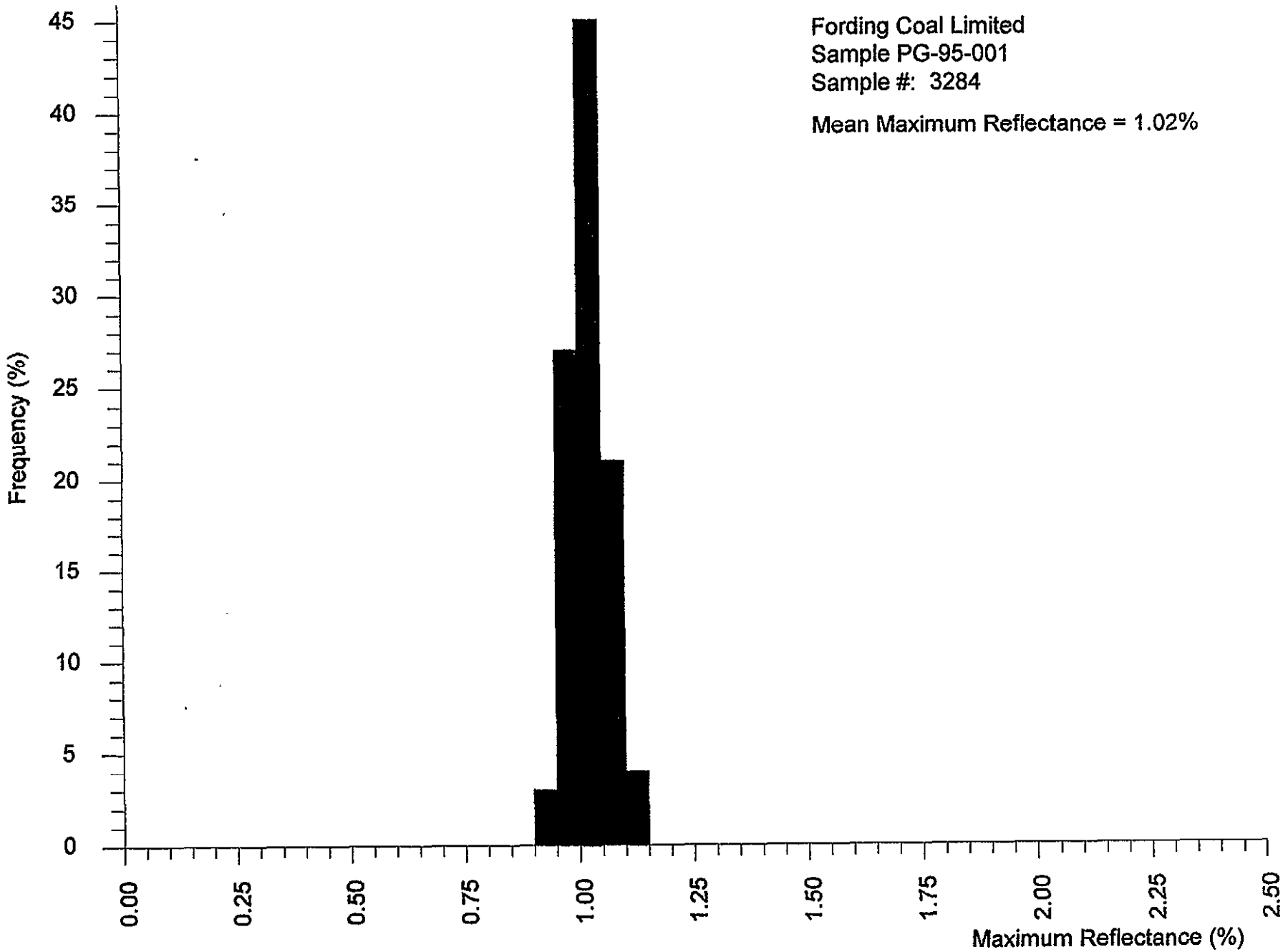

David E. Pearson & Associates Ltd.

Vitrinite Reflectance - by ISO 7404/5

Fording Coal Limited
Sample PG-95-002

RH #2492
55.4 to 62 1m

BASIC STATISTICS

Total Number of Observations	100
Mean Maximum Reflectance (Romax)	1.03
Standard Error of the mean	0.01
Coefficient of Variation	5.18
Variance	0.0028
Standard Deviation	0.0532
Skewness	0.2300
Kurtosis	2.5491

CELL STATISTICS

Cell Number	Lower Limit	Number of Observations	Frequency (%)
19	0.90	7	7.00
20	0.95	21	21.00
21	1.00	39	39.00
22	1.05	21	21.00
23	1.10	10	10.00
24	1.15	2	2.00

VITRINITE TYPE DISTRIBUTION

Vitrinite Type	Frequency (%)
V9	28.00
V10	60.00
V11	12.00

VITRINITE HISTOGRAM

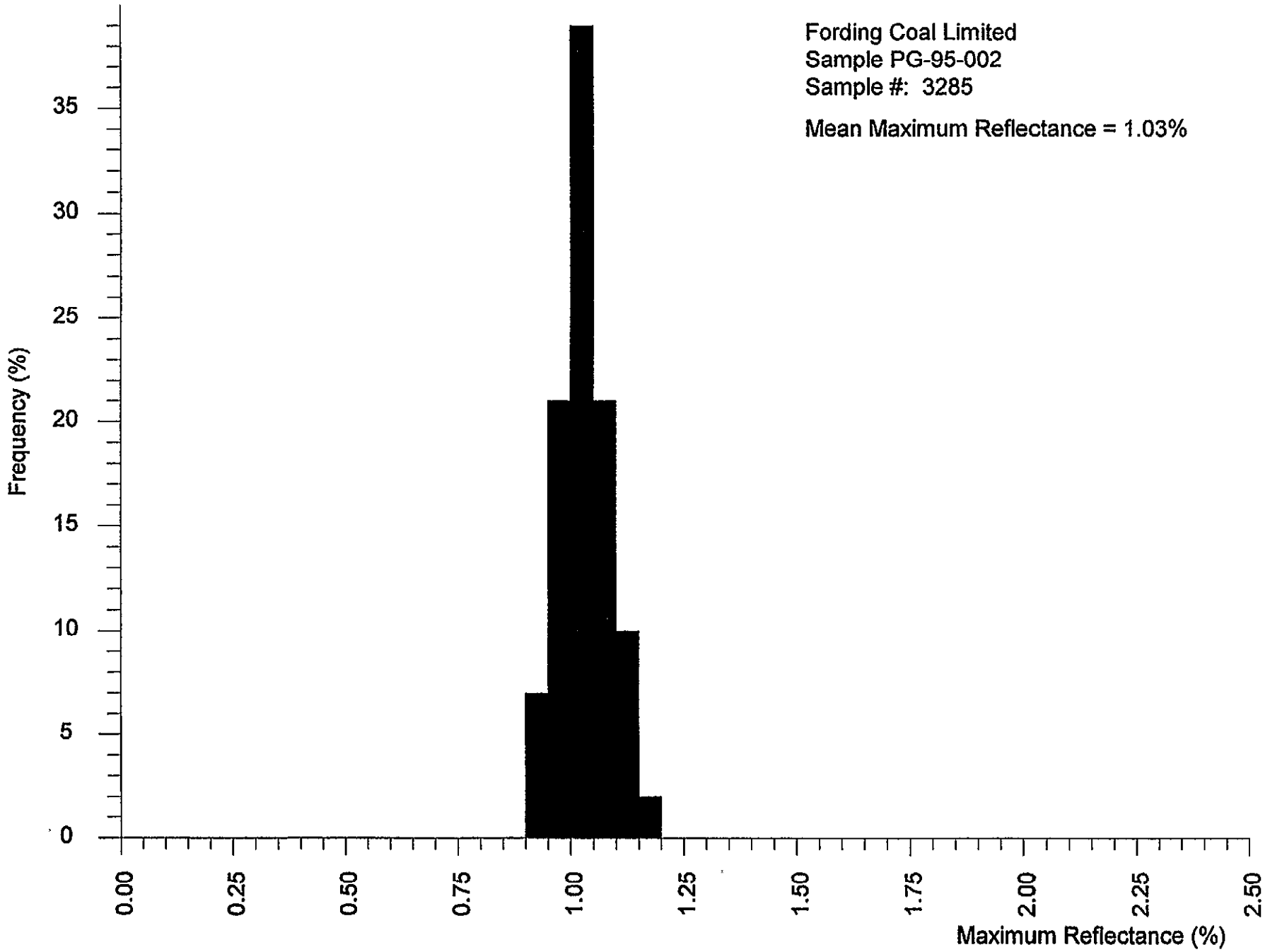

David E. Pearson & Associates Ltd.

Vitrinite Reflectance - by ISO 7404/5

Fording Coal Limited
Sample PG-95-003

RH # 2492
116.0 to 121.0m

BASIC STATISTICS

Total Number of Observations	100
Mean Maximum Reflectance (Romax)	1.09
Standard Error of the mean	0.00
Coefficient of Variation	4.34
Variance	0.0022
Standard Deviation	0.0472
Skewness	0.1269
Kurtosis	2.6663

CELL STATISTICS

Cell Number	Lower Limit	Number of Observations	Frequency (%)
20	0.95	4	4.00
21	1.00	19	19.00
22	1.05	36	36.00
23	1.10	31	31.00
24	1.15	9	9.00
25	1.20	1	1.00

VITRINITE TYPE DISTRIBUTION

Vitrinite Type	Frequency (%)
V9	4.00
V10	55.00
V11	40.00
V12	1.00

VITRINITE HISTOGRAM

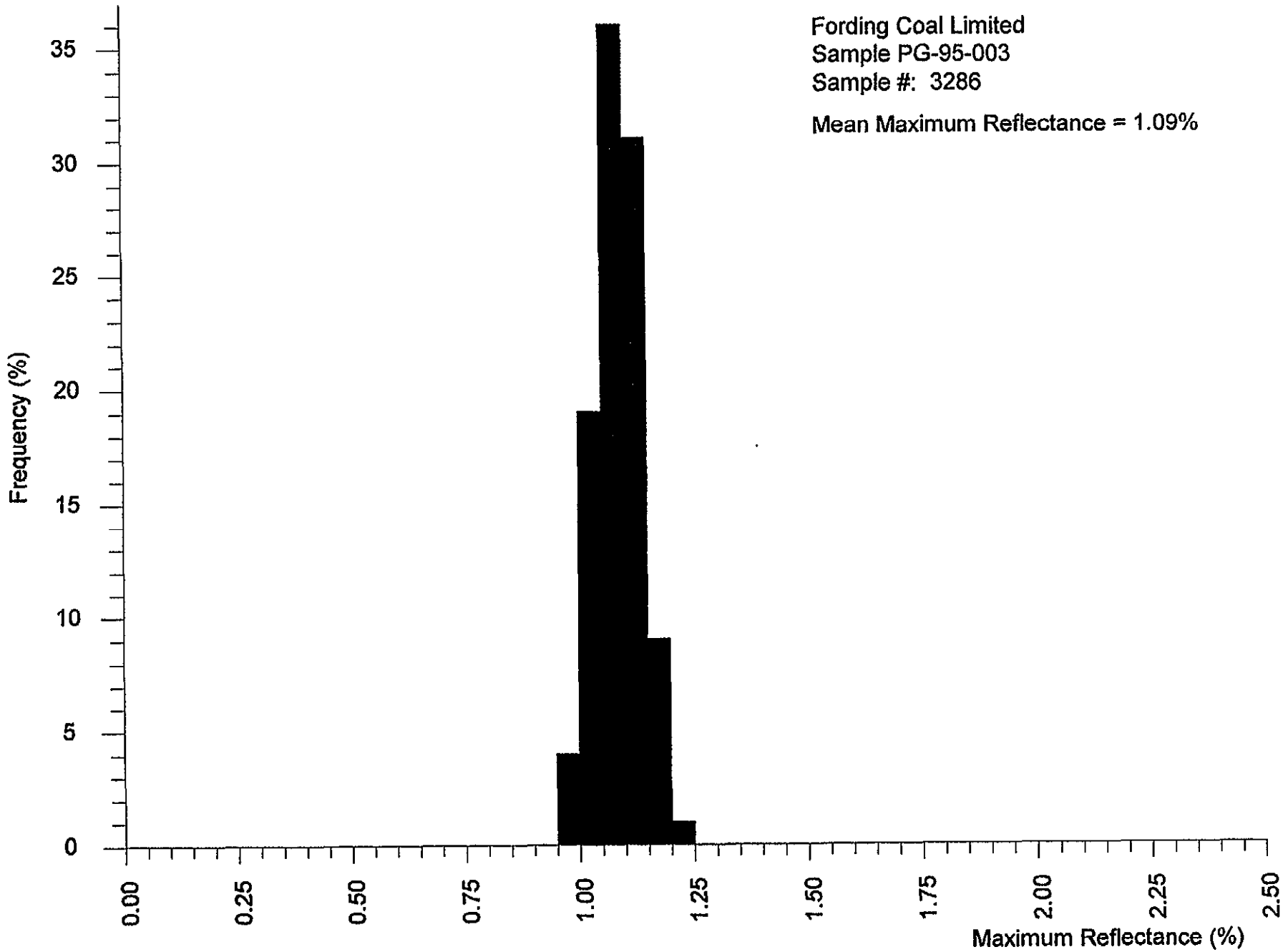

David E. Pearson & Associates Ltd.

Vitrinite Reflectance - by ISO 7404/5

Fording Coal Limited
Sample PG-95-004

RH # 2492
181.1 to 182.6 m

BASIC STATISTICS

Total Number of Observations	100
Mean Maximum Reflectance (Romax)	1.18
Standard Error of the mean	0.01
Coefficient of Variation	6.64
Variance	0.0061
Standard Deviation	0.0783
Skewness	-0.6681
Kurtosis	3.2130

CELL STATISTICS

Cell Number	Lower Limit	Number of Observations	Frequency (%)
20	0.95	3	3.00
21	1.00	3	3.00
22	1.05	11	11.00
23	1.10	10	10.00
24	1.15	25	25.00
25	1.20	29	29.00
26	1.25	15	15.00
27	1.30	3	3.00
28	1.35	1	1.00

VITRINITE TYPE DISTRIBUTION

Vitrinite Type	Frequency (%)
V9	3.00
V10	14.00
V11	35.00
V12	44.00
V13	4.00

VITRINITE HISTOGRAM

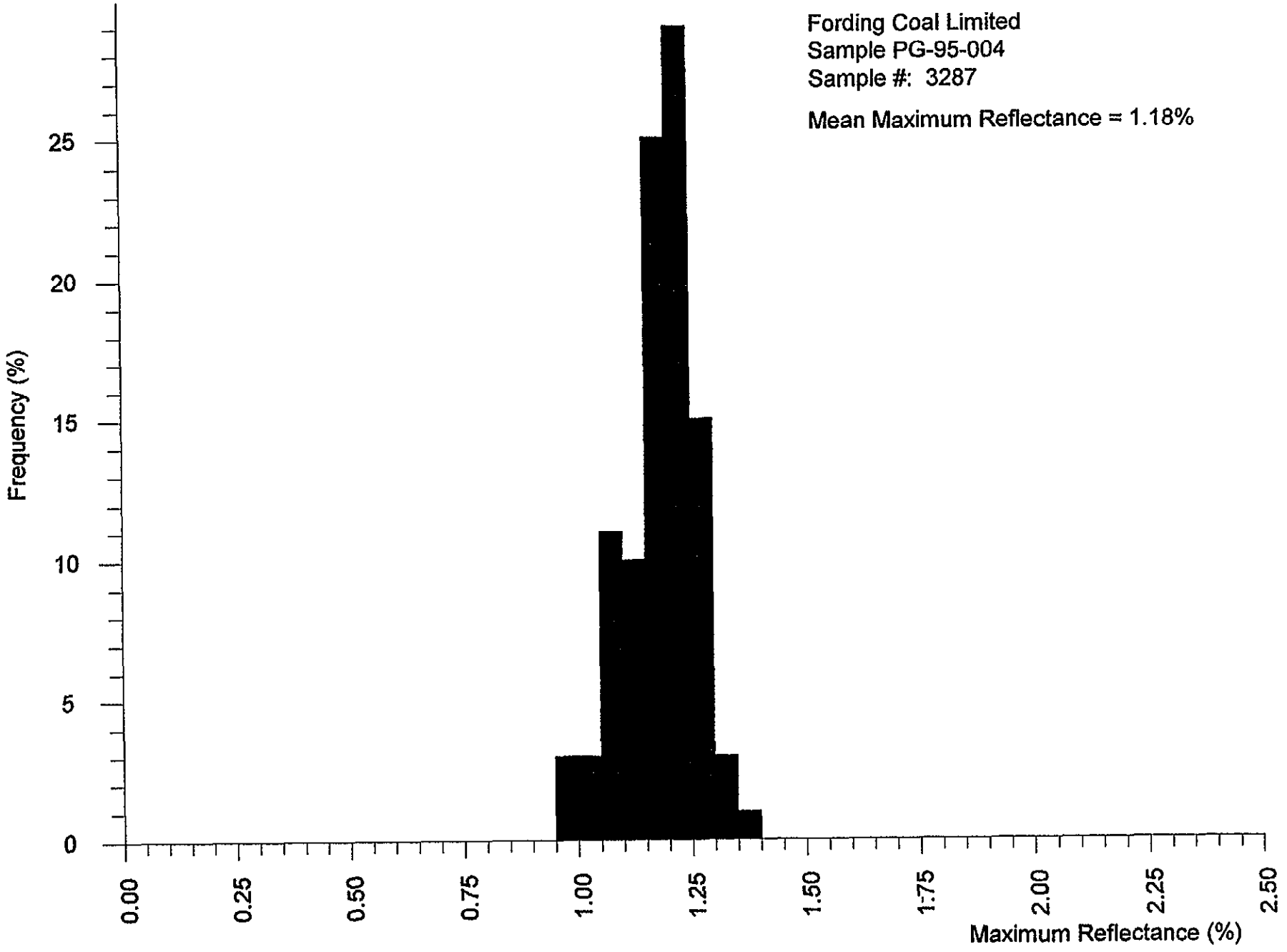

David E. Pearson & Associates Ltd.

Vitrinite Reflectance - by ISO 7404/5

Fording Coal Limited
Sample PG-95-005

RH #2482
45.8 – 48.2

BASIC STATISTICS

Total Number of Observations	100
Mean Maximum Reflectance (Romax)	1.00
Standard Error of the mean	0.00
Coefficient of Variation	4.56
Variance	0.0021
Standard Deviation	0.0456
Skewness	-0.0128
Kurtosis	3.4063

CELL STATISTICS

Cell Number	Lower Limit	Number of Observations	Frequency (%)
18	0.85	2	2.00
19	0.90	8	8.00
20	0.95	33	33.00
21	1.00	44	44.00
22	1.05	11	11.00
23	1.10	2	2.00

VITRINITE TYPE DISTRIBUTION

Vitrinite Type	Frequency (%)
V8	2.00
V9	41.00
V10	55.00
V11	2.00

VITRINITE HISTOGRAM

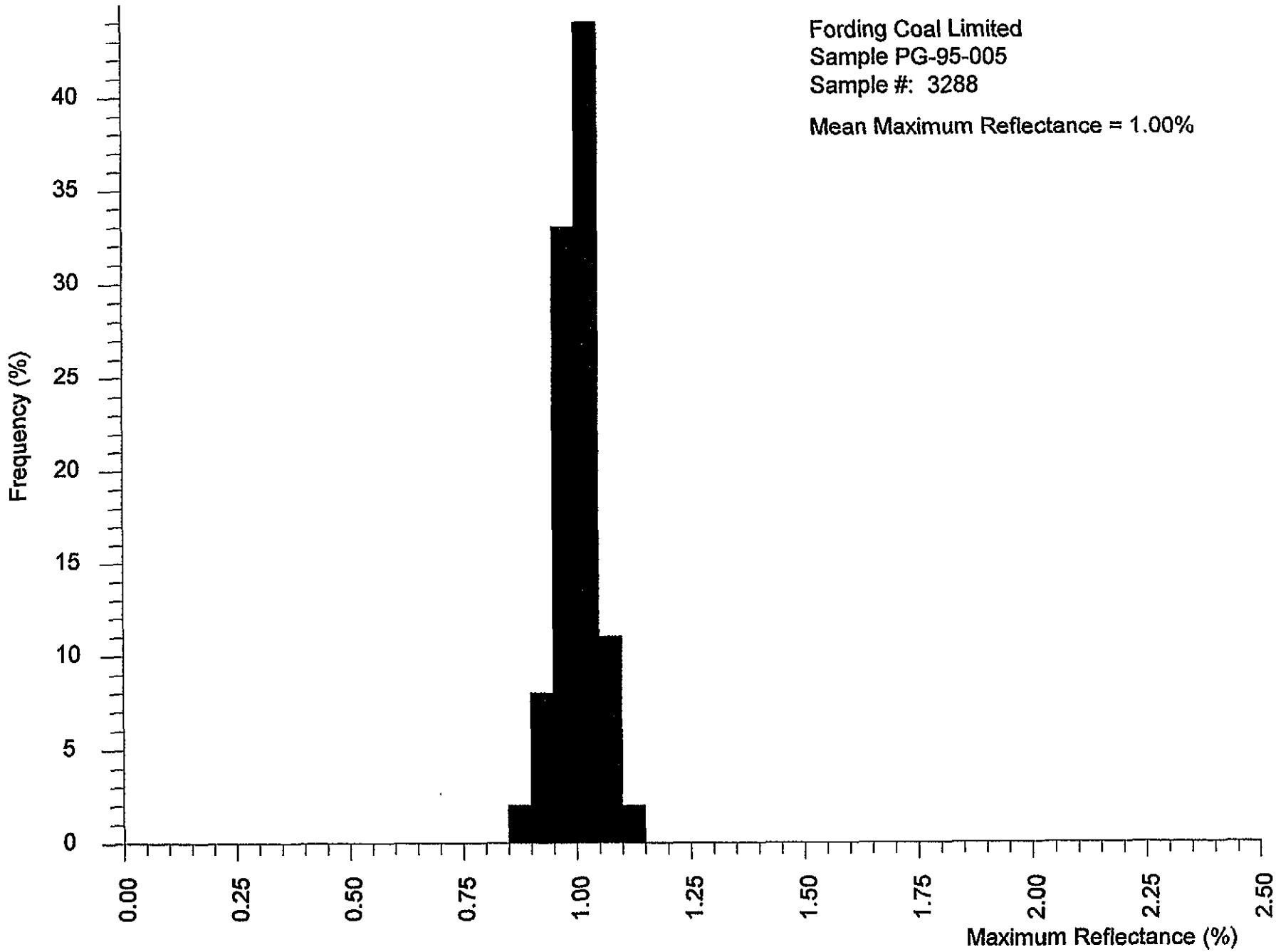

David E. Pearson & Associates Ltd.

Vitrinite Reflectance - by ISO 7404/5

Fording Coal Limited
Sample PG-95-006

RH #2482
86-7 to 9/3

BASIC STATISTICS

Total Number of Observations	100
Mean Maximum Reflectance (Romax)	1.05
Standard Error of the mean	0.00
Coefficient of Variation	4.69
Variance	0.0024
Standard Deviation	0.0492
Skewness	-0.3313
Kurtosis	2.7548

CELL STATISTICS

Cell Number	Lower Limit	Number of Observations	Frequency (%)
18	0.85	1	1.00
19	0.90	1	1.00
20	0.95	14	14.00
21	1.00	38	38.00
22	1.05	27	27.00
23	1.10	19	19.00

VITRINITE TYPE DISTRIBUTION

Vitrinite Type	Frequency (%)
V8	1.00
V9	15.00
V10	65.00
V11	19.00

VITRINITE HISTOGRAM

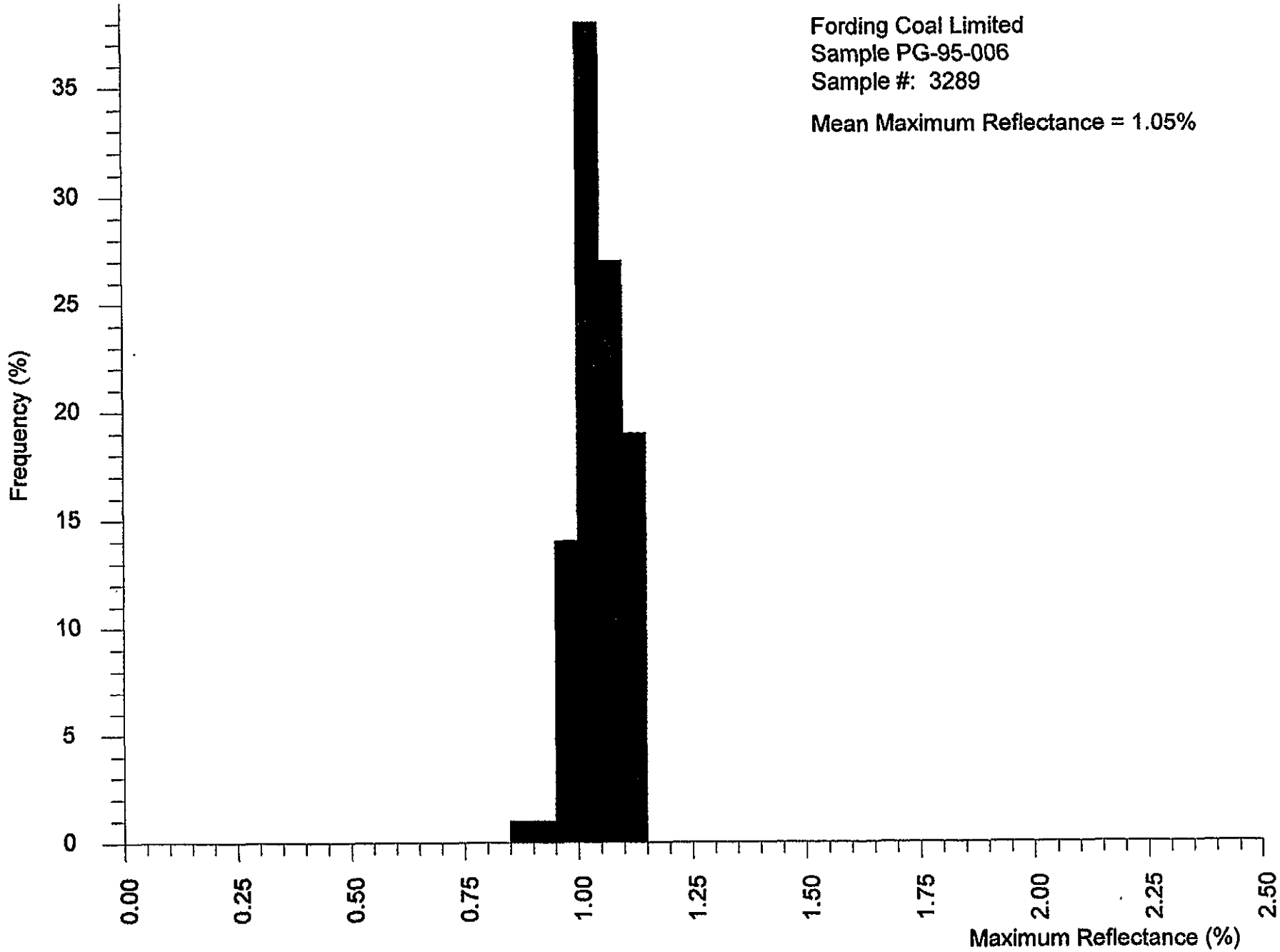

David E. Pearson & Associates Ltd.

Vitrinite Reflectance - by ISO 7404/5

Fording Coal Limited
Sample PG-95-007

RH #2482
167.1 - 173.6

BASIC STATISTICS

Total Number of Observations	100
Mean Maximum Reflectance (Romax)	1.14
Standard Error of the mean	0.01
Coefficient of Variation	5.24
Variance	0.0036
Standard Deviation	0.0598
Skewness	-0.3817
Kurtosis	2.6817

CELL STATISTICS

Cell Number	Lower Limit	Number of Observations	Frequency (%)
20	0.95	1	1.00
21	1.00	6	6.00
22	1.05	13	13.00
23	1.10	32	32.00
24	1.15	28	28.00
25	1.20	20	20.00

VITRINITE TYPE DISTRIBUTION

Vitrinite Type	Frequency (%)
V9	1.00
V10	19.00
V11	60.00
V12	20.00

VITRINITE HISTOGRAM

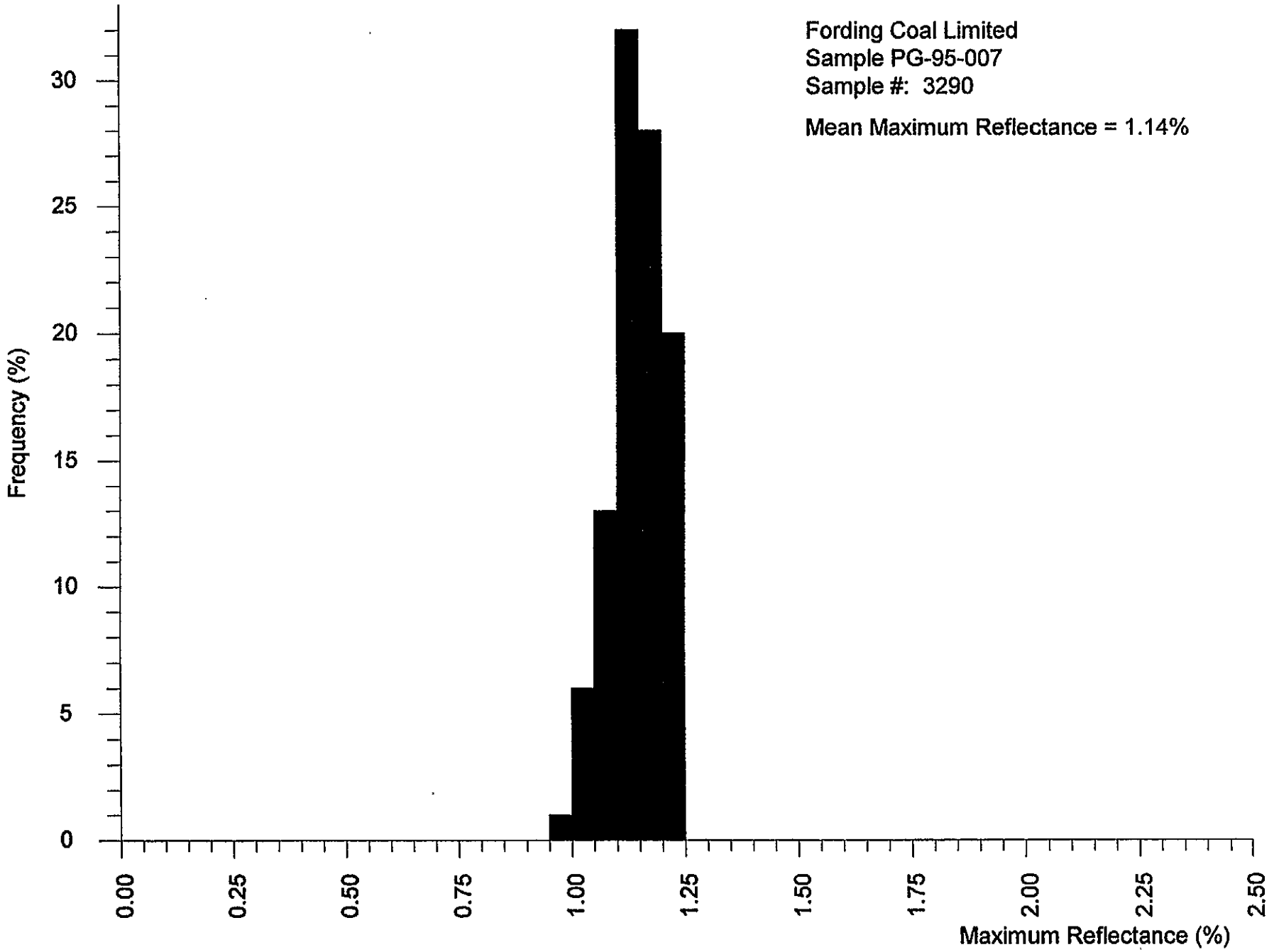

David E. Pearson & Associates Ltd.

Vitrinite Reflectance - by ISO 7404/5

Fording Coal Limited
Sample PG-95-008

RH #2483
0 - 6.8m

BASIC STATISTICS

Total Number of Observations	100
Mean Maximum Reflectance (Romax)	1.07
Standard Error of the mean	0.01
Coefficient of Variation	4.85
Variance	0.0027
Standard Deviation	0.0520
Skewness	-0.6448
Kurtosis	3.9778

CELL STATISTICS

Cell Number	Lower Limit	Number of Observations	Frequency (%)
18	0.85	1	1.00
19	0.90	2	2.00
20	0.95	6	6.00
21	1.00	18	18.00
22	1.05	45	45.00
23	1.10	23	23.00
24	1.15	5	5.00

VITRINITE TYPE DISTRIBUTION

Vitrinite Type	Frequency (%)
V8	1.00
V9	8.00
V10	63.00
V11	28.00

David E. Pearson & Associates Ltd.

VITRINITE HISTOGRAM

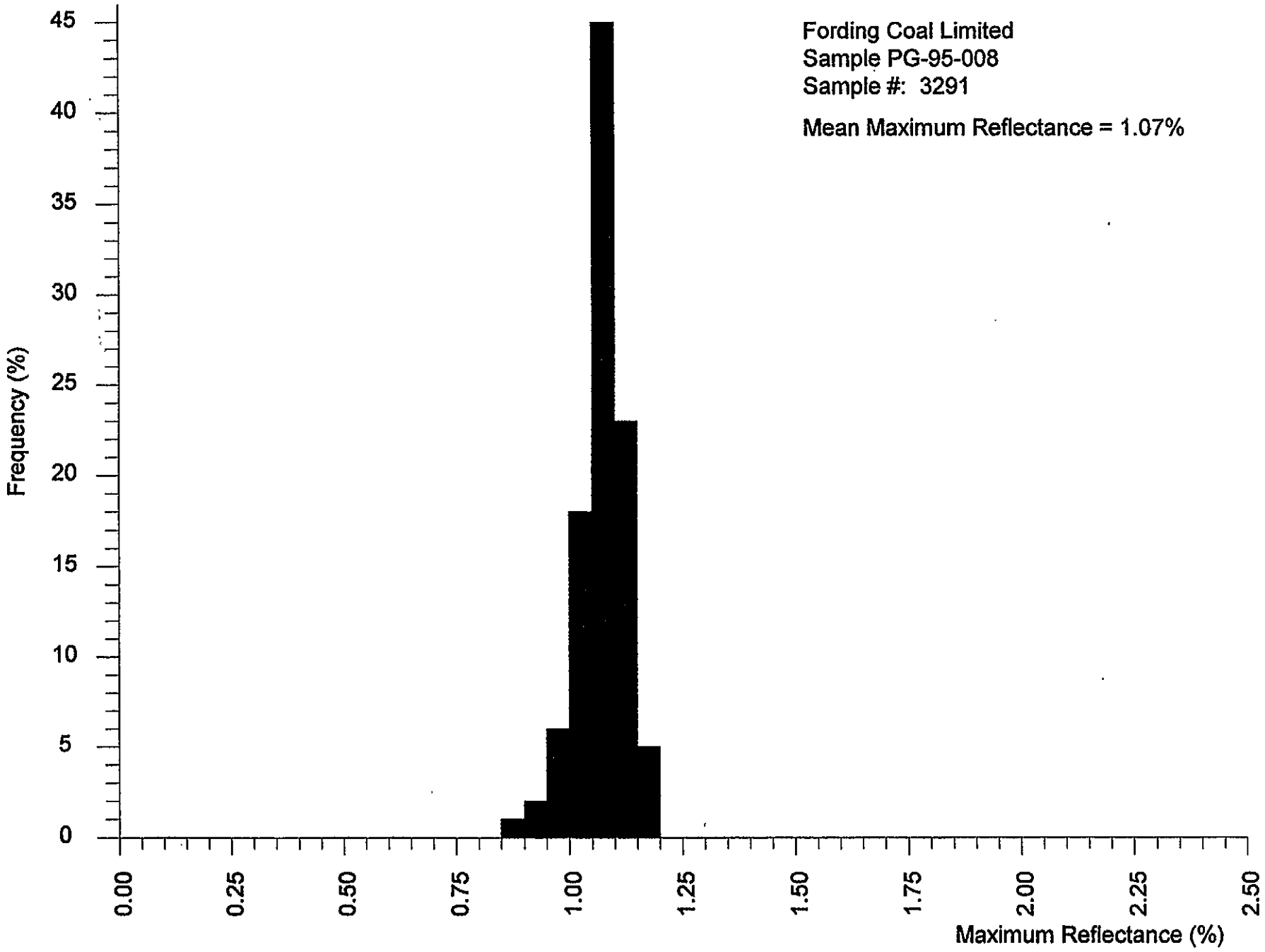

David E. Pearson & Associates Ltd.

Vitrinite Reflectance - by ISO 7404/5

Fording Coal Limited
Sample PG-95-009

RH #2483
71.6 -77.8

BASIC STATISTICS

Total Number of Observations	100
Mean Maximum Reflectance (Romax)	1.12
Standard Error of the mean	0.00
Coefficient of Variation	3.81
Variance	0.0018
Standard Deviation	0.0425
Skewness	-0.1961
Kurtosis	2.9744

CELL STATISTICS

Cell Number	Lower Limit	Number of Observations	Frequency (%)
21	1.00	9	9.00
22	1.05	22	22.00
23	1.10	51	51.00
24	1.15	14	14.00
25	1.20	4	4.00

VITRINITE TYPE DISTRIBUTION

Vitrinite Type	Frequency (%)
V10	31.00
V11	65.00
V12	4.00

VITRINITE HISTOGRAM

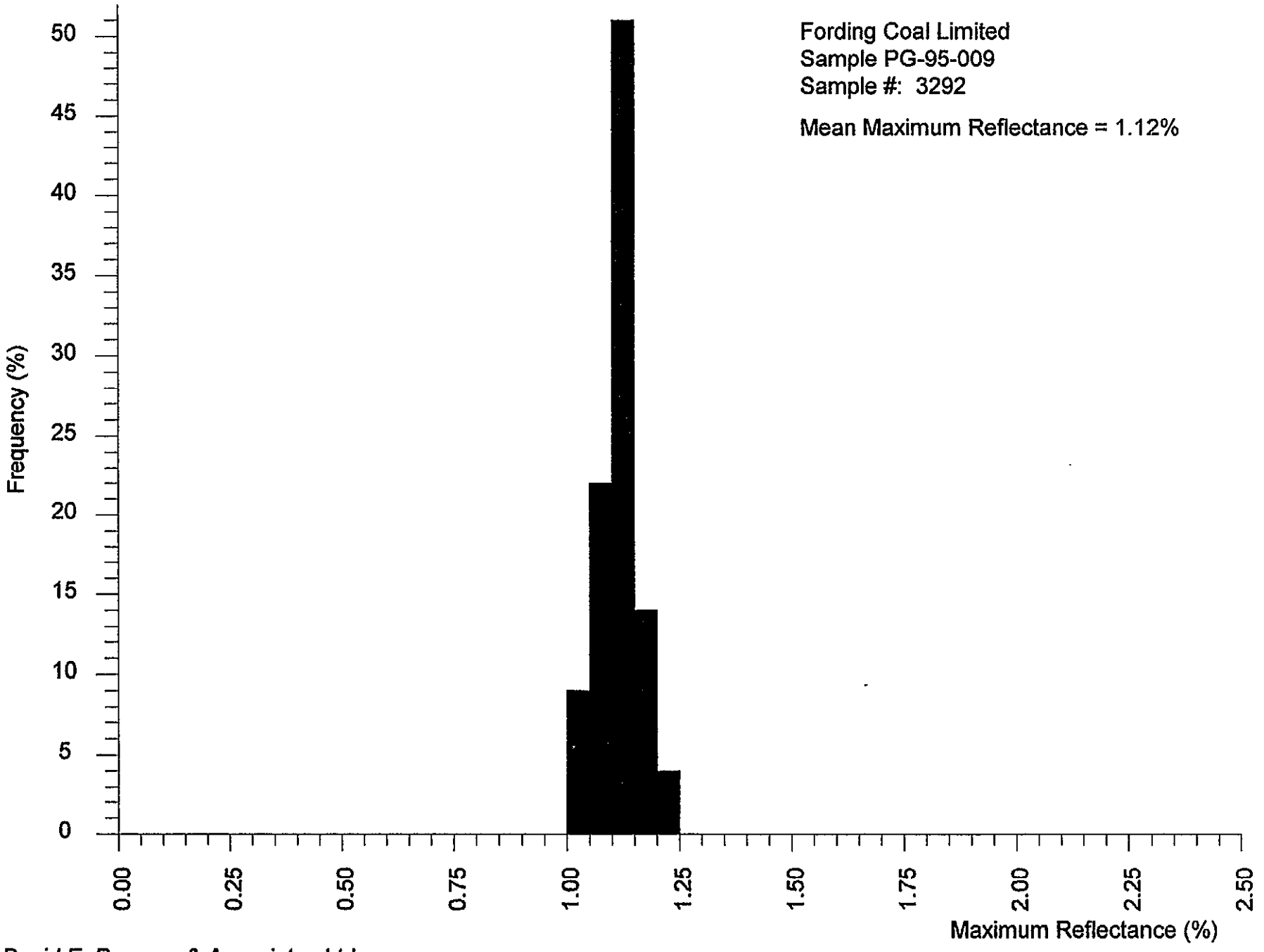

David E. Pearson & Associates Ltd.

Vitrinite Reflectance - by ISO 7404/5

Fording Coal Limited
Sample PG-95-010

RH # 2483
113.6 - 116.6

BASIC STATISTICS

Total Number of Observations	100
Mean Maximum Reflectance (Romax)	1.21
Standard Error of the mean	0.01
Coefficient of Variation	4.83
Variance	0.0034
Standard Deviation	0.0587
Skewness	0.4797
Kurtosis	3.4851

CELL STATISTICS

Cell Number	Lower Limit	Number of Observations	Frequency (%)
22	1.05	1	1.00
23	1.10	9	9.00
24	1.15	24	24.00
25	1.20	44	44.00
26	1.25	12	12.00
27	1.30	5	5.00
28	1.35	5	5.00

VITRINITE TYPE DISTRIBUTION

Vitrinite Type	Frequency (%)
V10	1.00
V11	33.00
V12	56.00
V13	10.00

VITRINITE HISTOGRAM

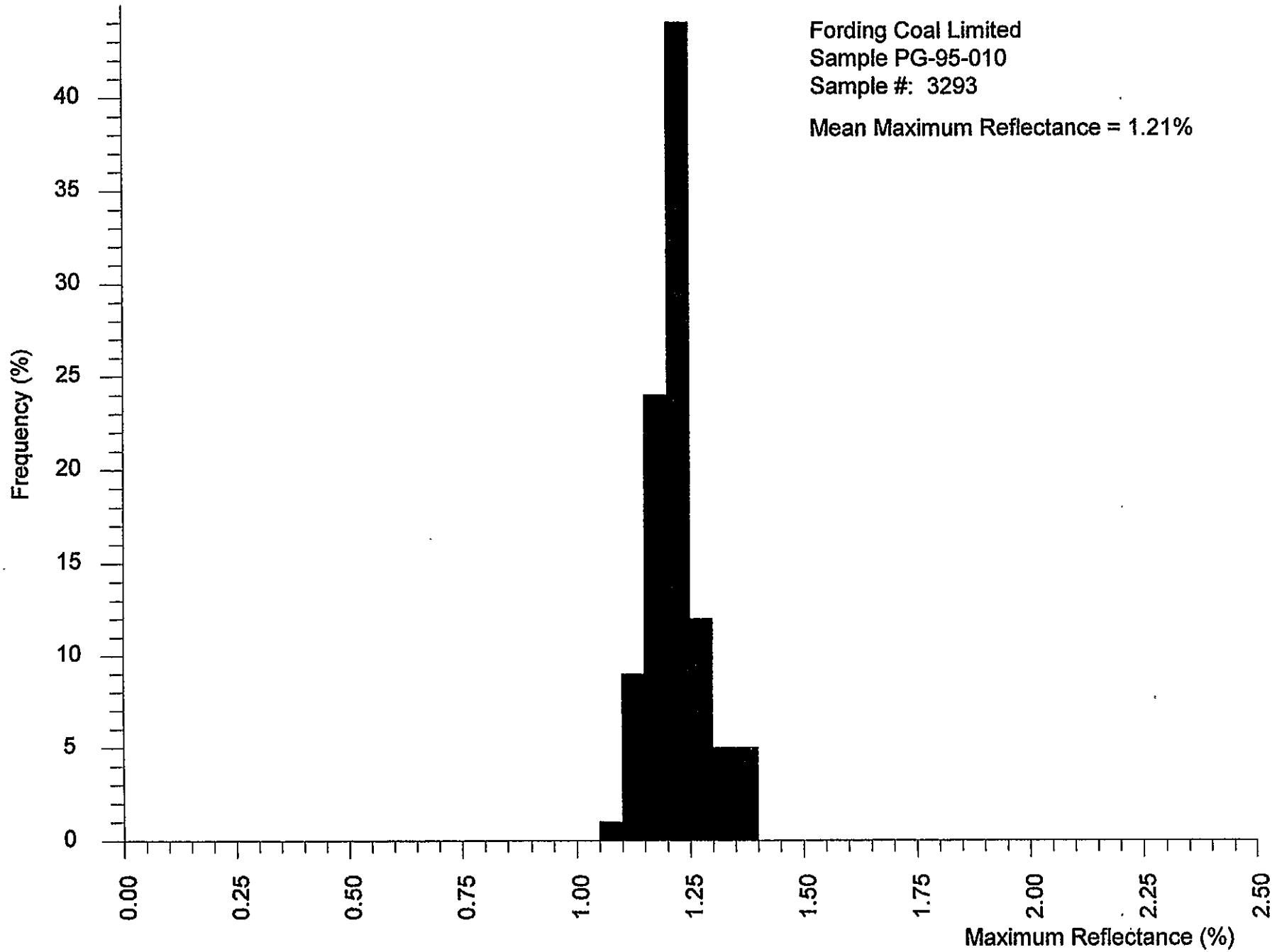

David E. Pearson & Associates Ltd.

Vitrinite Reflectance - by ISO 7404/5

Fording Coal Limited
Sample PG-95-011

RH 2483
205.5 — 209.6

BASIC STATISTICS

Total Number of Observations	100
Mean Maximum Reflectance (Romax)	1.34
Standard Error of the mean	0.01
Coefficient of Variation	4.54
Variance	0.0037
Standard Deviation	0.0607
Skewness	-0.5708
Kurtosis	2.9032

CELL STATISTICS

Cell Number	Lower Limit	Number of Observations	Frequency (%)
24	1.15	1	1.00
25	1.20	8	8.00
26	1.25	12	12.00
27	1.30	30	30.00
28	1.35	29	29.00
29	1.40	19	19.00
30	1.45	1	1.00

VITRINITE TYPE DISTRIBUTION

Vitrinite Type	Frequency (%)
V11	1.00
V12	20.00
V13	59.00
V14	20.00

VITRINITE HISTOGRAM

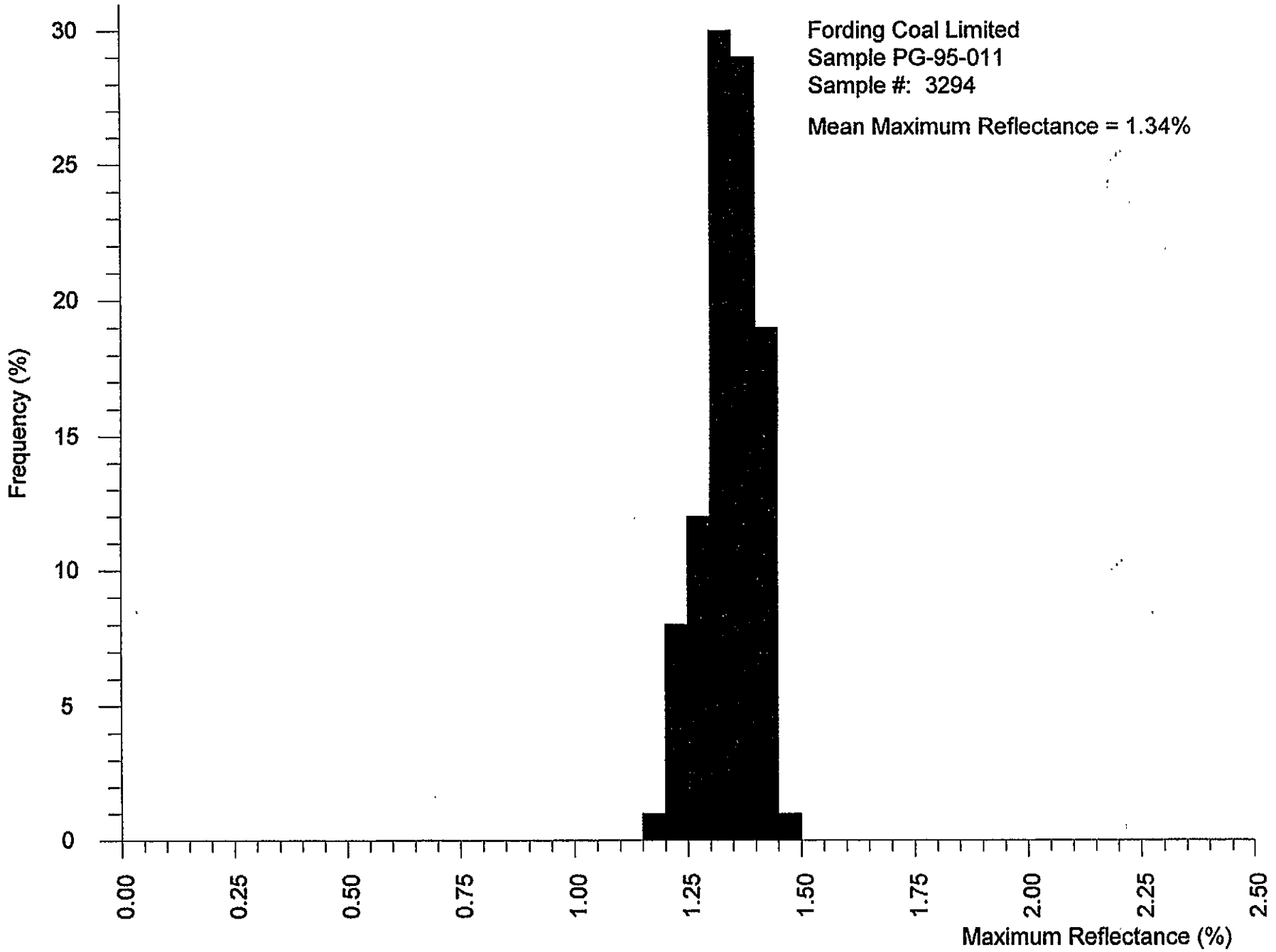

David E. Pearson & Associates Ltd.

Vitrinite Reflectance - by ISO 7404/5

Fording Coal Limited
Sample PG-95-012

RH 2484
70.7m - 85.8m

BASIC STATISTICS

Total Number of Observations	100
Mean Maximum Reflectance (Romax)	1.13
Standard Error of the mean	0.01
Coefficient of Variation	5.27
Variance	0.0035
Standard Deviation	0.0594
Skewness	0.0287
Kurtosis	2.8689

CELL STATISTICS

Cell Number	Lower Limit	Number of Observations	Frequency (%)
20	0.95	2	2.00
21	1.00	7	7.00
22	1.05	23	23.00
23	1.10	35	35.00
24	1.15	20	20.00
25	1.20	12	12.00
26	1.25	1	1.00

VITRINITE TYPE DISTRIBUTION

Vitrinite Type	Frequency (%)
V9	2.00
V10	30.00
V11	55.00
V12	13.00

VITRINITE HISTOGRAM

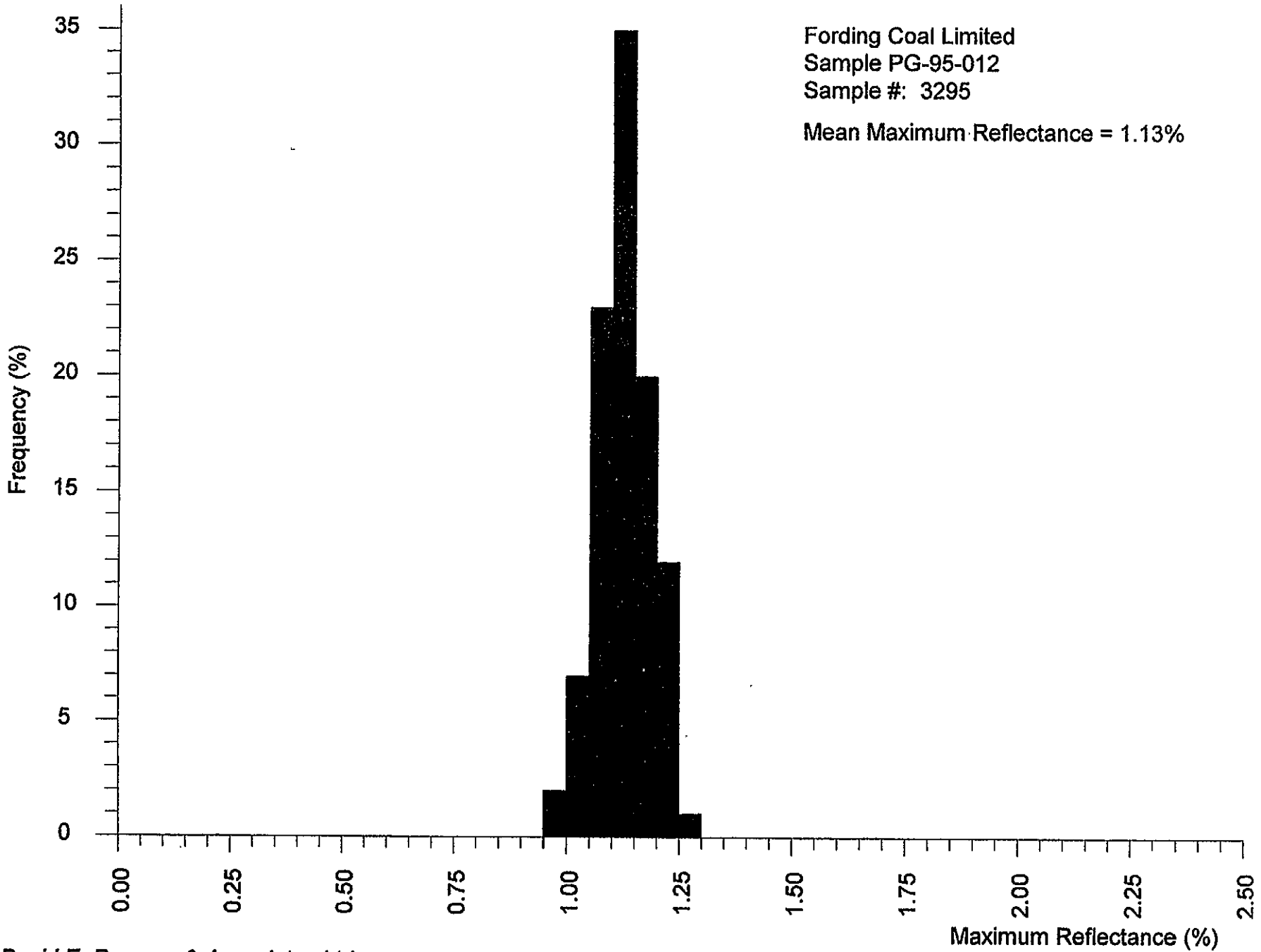

David E. Pearson & Associates Ltd.

Vitrinite Reflectance - by ISO 7404/5

Fording Coal Limited
Sample PG-95-013

RH #2484
101.8 – 103.9 m

BASIC STATISTICS

Total Number of Observations	100
Mean Maximum Reflectance (Romax)	1.12
Standard Error of the mean	0.01
Coefficient of Variation	4.65
Variance	0.0027
Standard Deviation	0.0519
Skewness	0.3317
Kurtosis	2.2900

CELL STATISTICS

Cell Number	Lower Limit	Number of Observations	Frequency (%)
21	1.00	5	5.00
22	1.05	32	32.00
23	1.10	35	35.00
24	1.15	20	20.00
25	1.20	8	8.00

VITRINITE TYPE DISTRIBUTION

Vitrinite Type	Frequency (%)
V10	37.00
V11	55.00
V12	8.00

VITRINITE HISTOGRAM

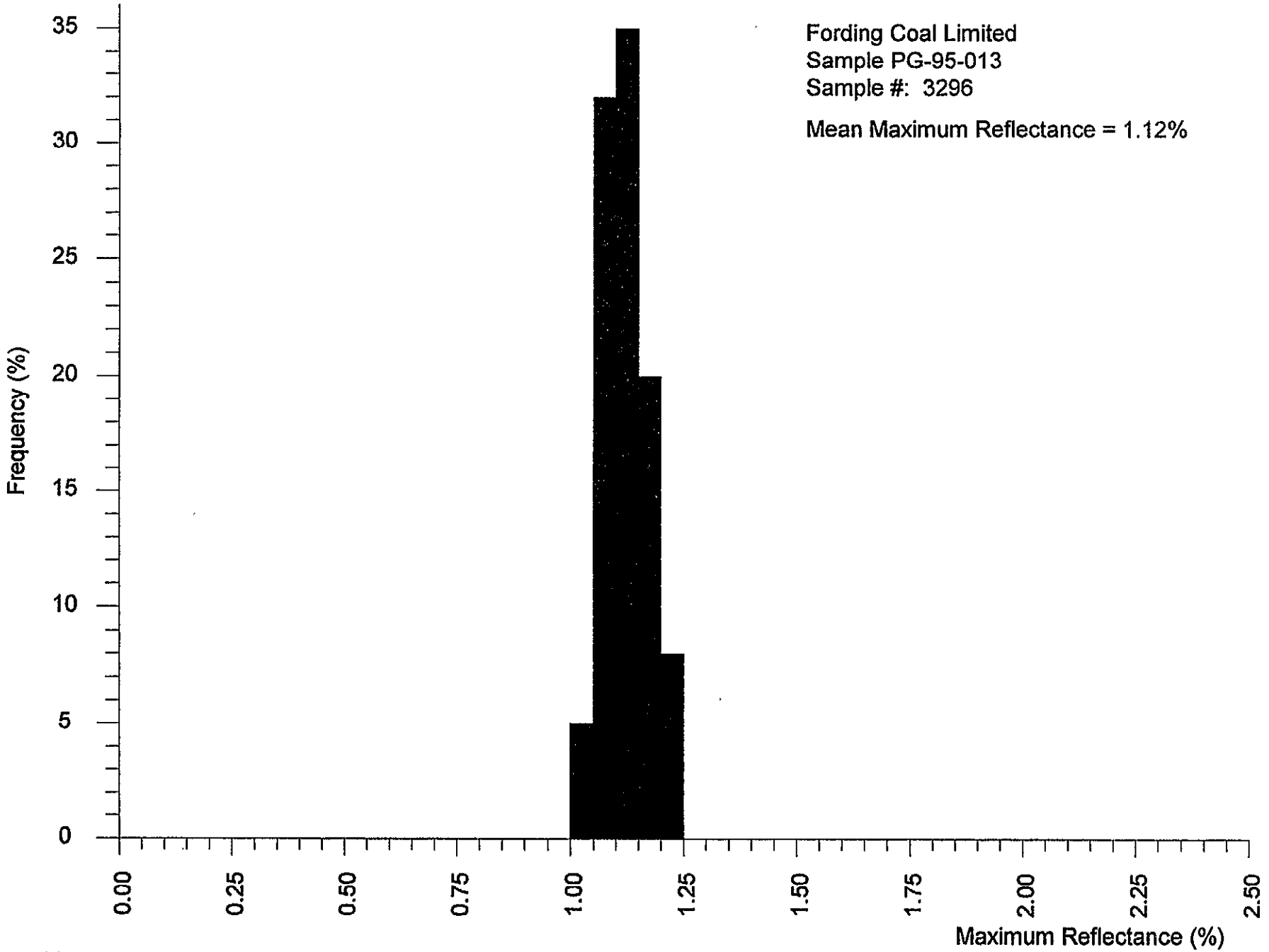

David E. Pearson & Associates Ltd.

Vitrinite Reflectance - by ISO 7404/5

Fording Coal Limited
Sample PG-95-014

RH #2484
1279 — 1301

BASIC STATISTICS

Total Number of Observations	100
Mean Maximum Reflectance (Romax)	1.15
Standard Error of the mean	0.00
Coefficient of Variation	4.33
Variance	0.0025
Standard Deviation	0.0497
Skewness	-0.2147
Kurtosis	2.9136

CELL STATISTICS

Cell Number	Lower Limit	Number of Observations	Frequency (%)
21	1.00	4	4.00
22	1.05	10	10.00
23	1.10	36	36.00
24	1.15	31	31.00
25	1.20	19	19.00

VITRINITE TYPE DISTRIBUTION

Vitrinite Type	Frequency (%)
V10	14.00
V11	67.00
V12	19.00

VITRINITE HISTOGRAM

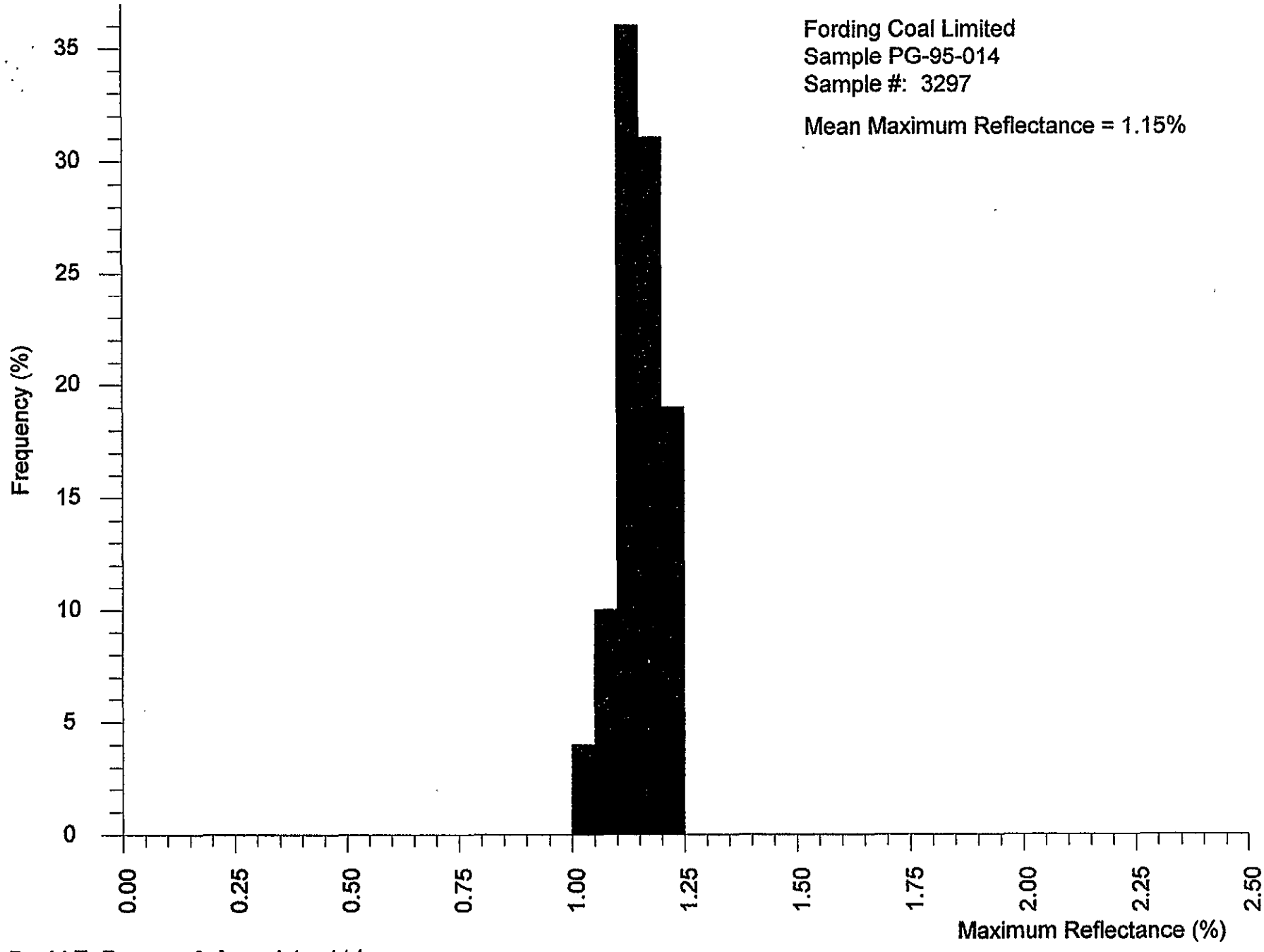

David E. Pearson & Associates Ltd.

Vitrinite Reflectance - by ISO 7404/5

Fording Coal Limited
Sample PG-95-015

RH # 2484
143.0 144.2

BASIC STATISTICS

Total Number of Observations	100
Mean Maximum Reflectance (Romax)	1.21
Standard Error of the mean	0.01
Coefficient of Variation	5.23
Variance	0.0040
Standard Deviation	0.0633
Skewness	-0.6562
Kurtosis	2.9957

CELL STATISTICS

Cell Number	Lower Limit	Number of Observations	Frequency (%)
21	1.00	2	2.00
22	1.05	5	5.00
23	1.10	9	9.00
24	1.15	18	18.00
25	1.20	35	35.00
26	1.25	28	28.00
27	1.30	3	3.00

VITRINITE TYPE DISTRIBUTION

Vitrinite Type	Frequency (%)
V10	7.00
V11	27.00
V12	63.00
V13	3.00

VITRINITE HISTOGRAM

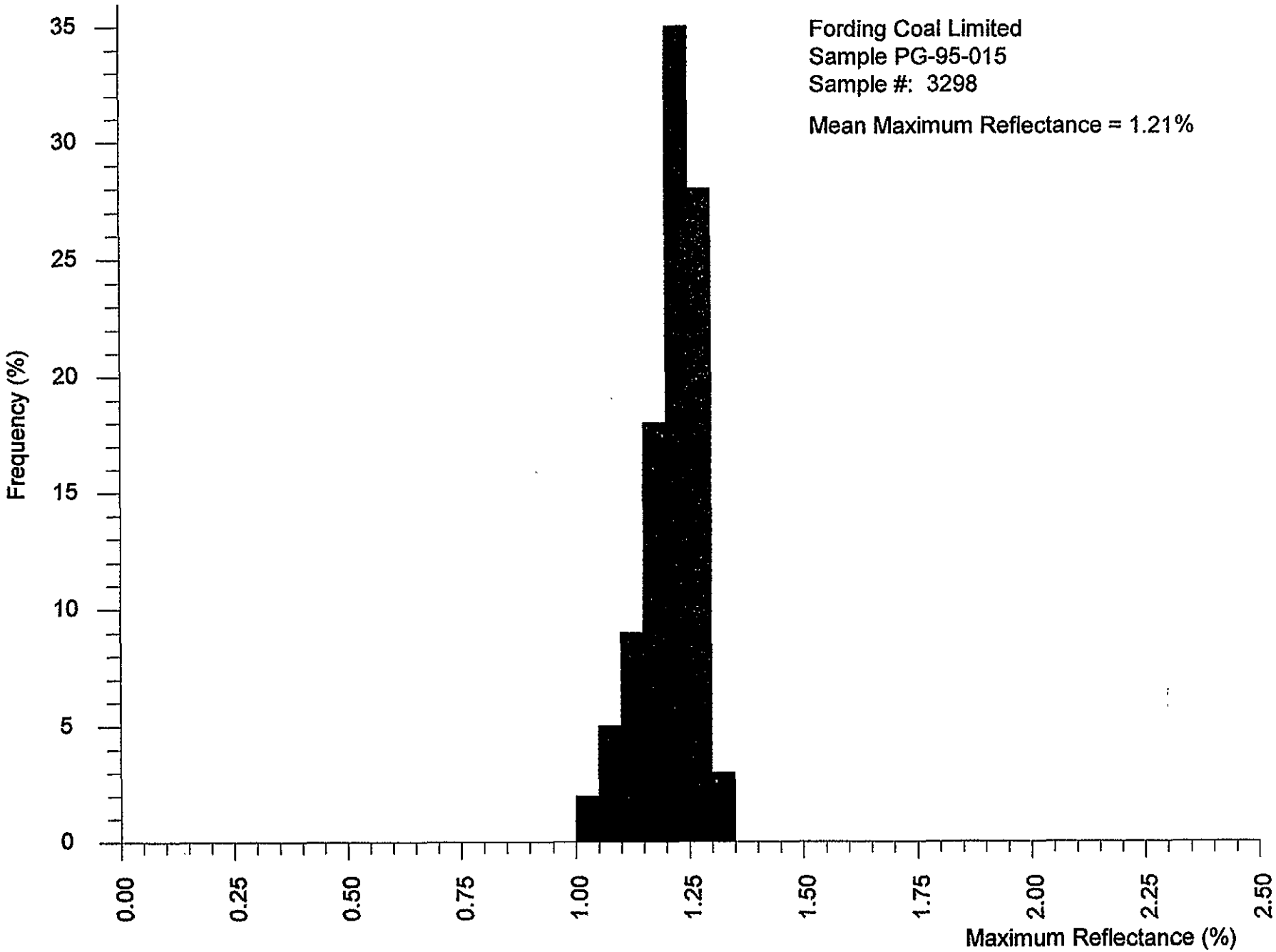

David E. Pearson & Associates Ltd.

Vitrinite Reflectance - by ISO 7404/5

Fording Coal Limited
Sample PG-95-016

RH # 2484
205.8 - 2083

BASIC STATISTICS

Total Number of Observations	100
Mean Maximum Reflectance (Romax)	1.20
Standard Error of the mean	0.01
Coefficient of Variation	7.98
Variance	0.0092
Standard Deviation	0.0961
Skewness	-0.0442
Kurtosis	1.9984

CELL STATISTICS

Cell Number	Lower Limit	Number of Observations	Frequency (%)
21	1.00	5	5.00
22	1.05	9	9.00
23	1.10	14	14.00
24	1.15	23	23.00
25	1.20	10	10.00
26	1.25	17	17.00
27	1.30	17	17.00
28	1.35	4	4.00
29	1.40	1	1.00

VITRINITE TYPE DISTRIBUTION

Vitrinite Type	Frequency (%)
V10	14.00
V11	37.00
V12	27.00
V13	21.00
V14	1.00

PROBABILITY PLOT

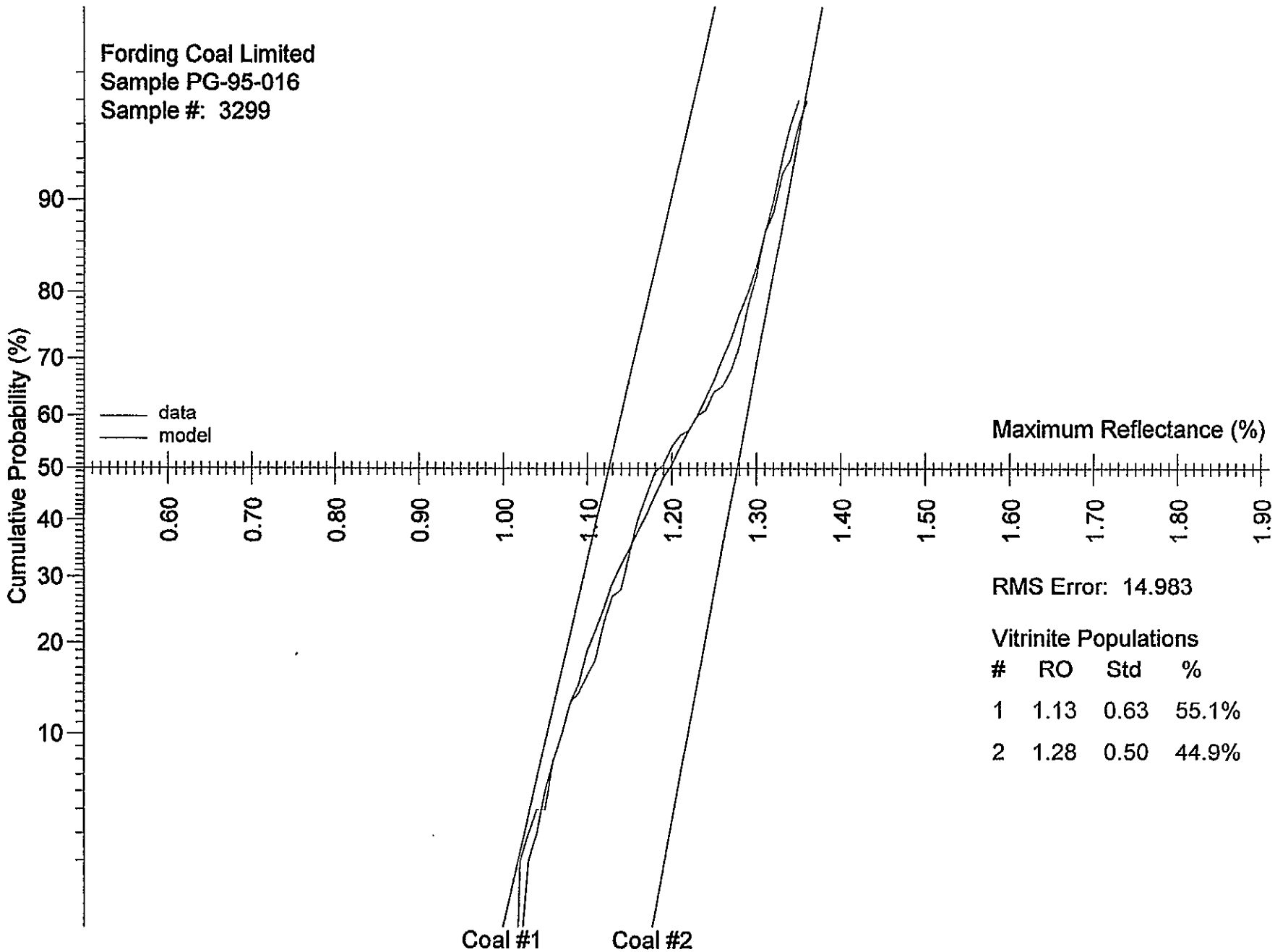

VITRINITE HISTOGRAM

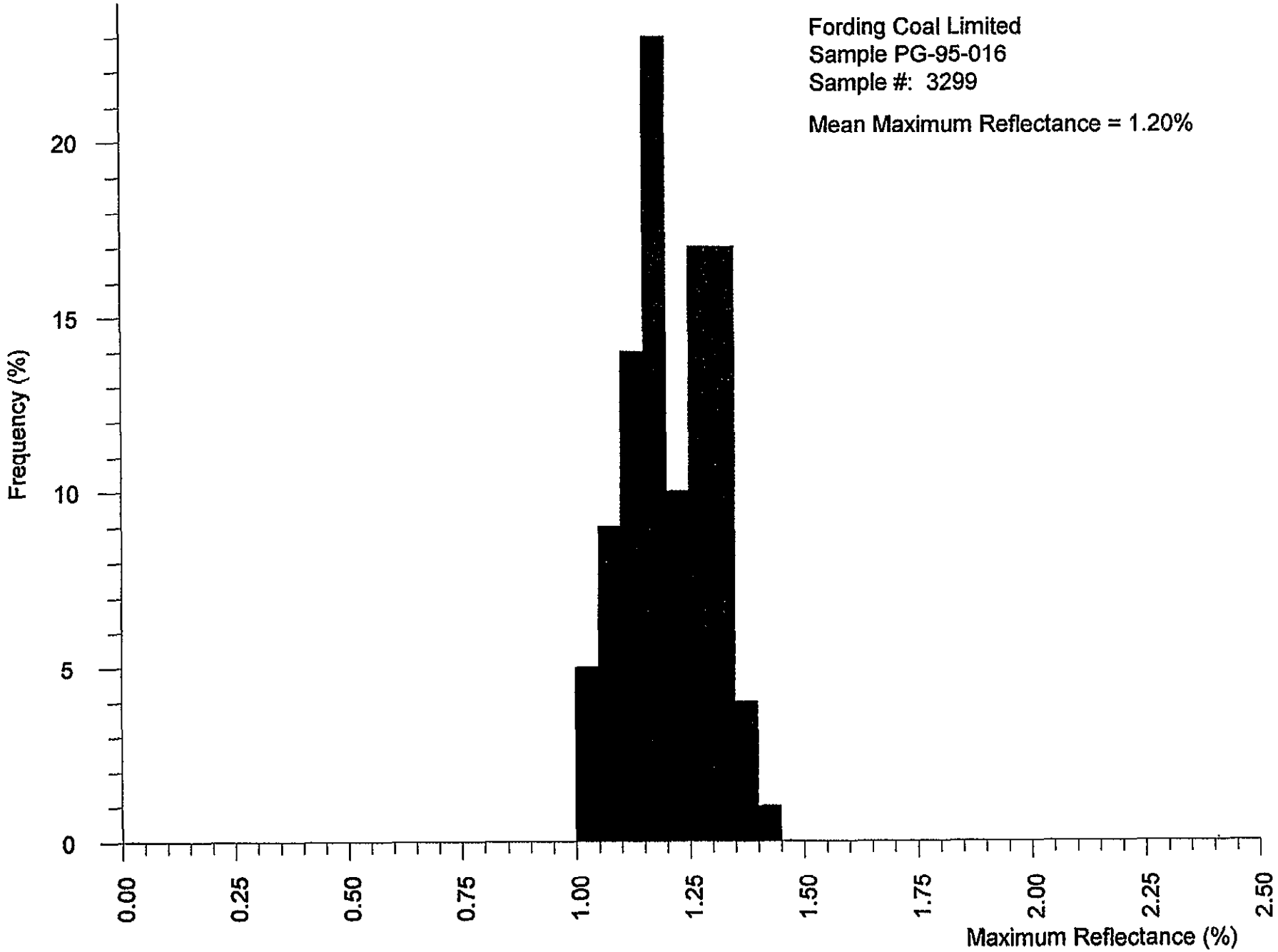

David E. Pearson & Associates Ltd.

Vitrinite Reflectance - by ISO 7404/5

Fording Coal Limited
Sample PG-95-017

RH # 2485
13s - 20.9

BASIC STATISTICS

Total Number of Observations	100
Mean Maximum Reflectance (Romax)	1.05
Standard Error of the mean	0.00
Coefficient of Variation	4.30
Variance	0.0020
Standard Deviation	0.0450
Skewness	0.0393
Kurtosis	2.7312

CELL STATISTICS

Cell Number	Lower Limit	Number of Observations	Frequency (%)
19	0.90	2	2.00
20	0.95	10	10.00
21	1.00	46	46.00
22	1.05	26	26.00
23	1.10	16	16.00

VITRINITE TYPE DISTRIBUTION

Vitrinite Type	Frequency (%)
V9	12.00
V10	72.00
V11	16.00

VITRINITE HISTOGRAM

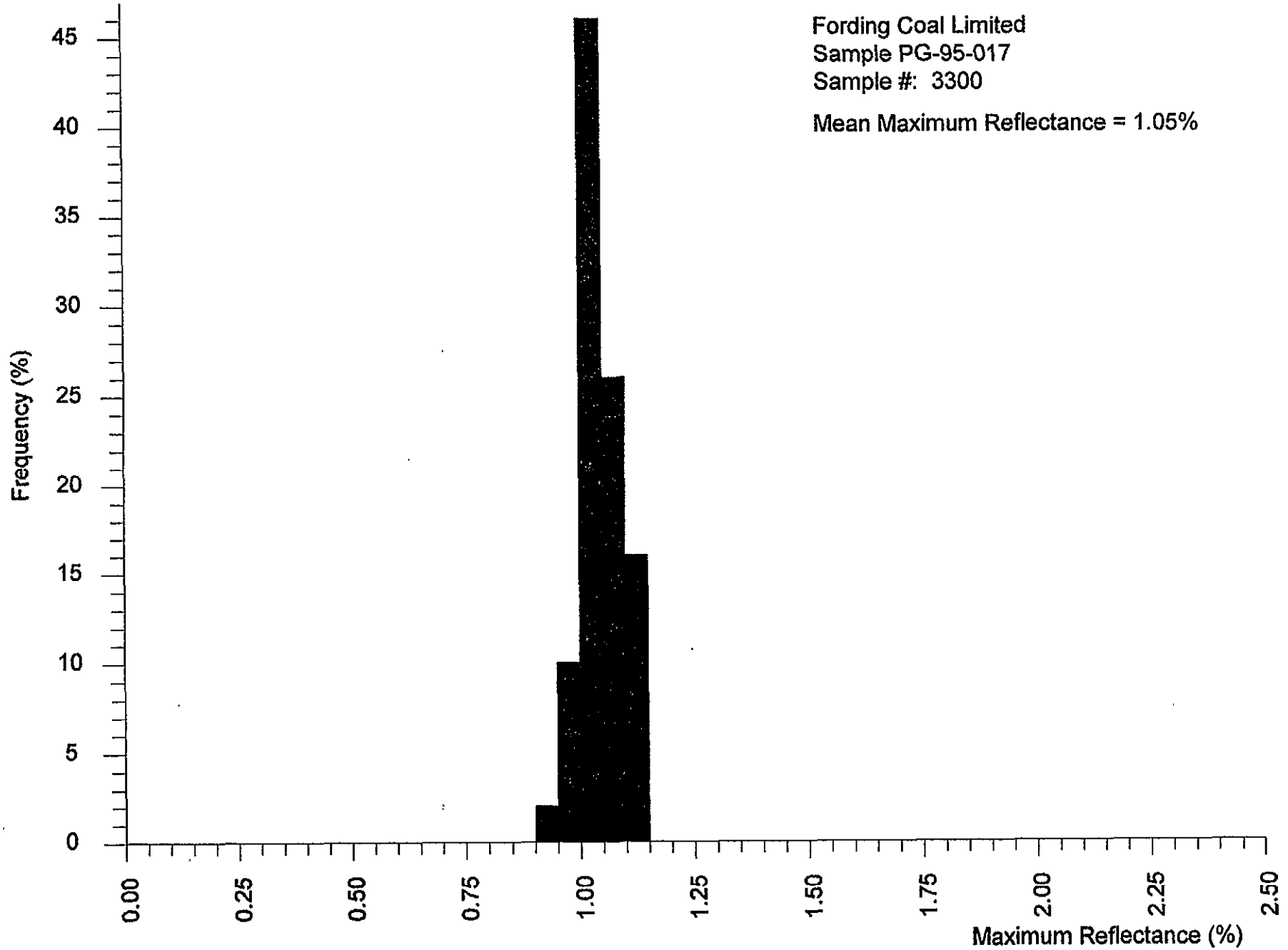

David E. Pearson & Associates Ltd.

Vitrinite Reflectance - by ISO 7404/5

Fording Coal Limited
Sample PG-95-018

RH # 2485
72.5 - 82.0

BASIC STATISTICS

Total Number of Observations	100
Mean Maximum Reflectance (Romax)	1.11
Standard Error of the mean	0.01
Coefficient of Variation	5.42
Variance	0.0036
Standard Deviation	0.0601
Skewness	-0.0237
Kurtosis	2.8779

CELL STATISTICS

Cell Number	Lower Limit	Number of Observations	Frequency (%)
19	0.90	1	1.00
20	0.95	2	2.00
21	1.00	13	13.00
22	1.05	30	30.00
23	1.10	29	29.00
24	1.15	20	20.00
25	1.20	4	4.00
26	1.25	1	1.00

VITRINITE TYPE DISTRIBUTION

Vitrinite Type	Frequency (%)
V9	3.00
V10	43.00
V11	49.00
V12	5.00

VITRINITE HISTOGRAM

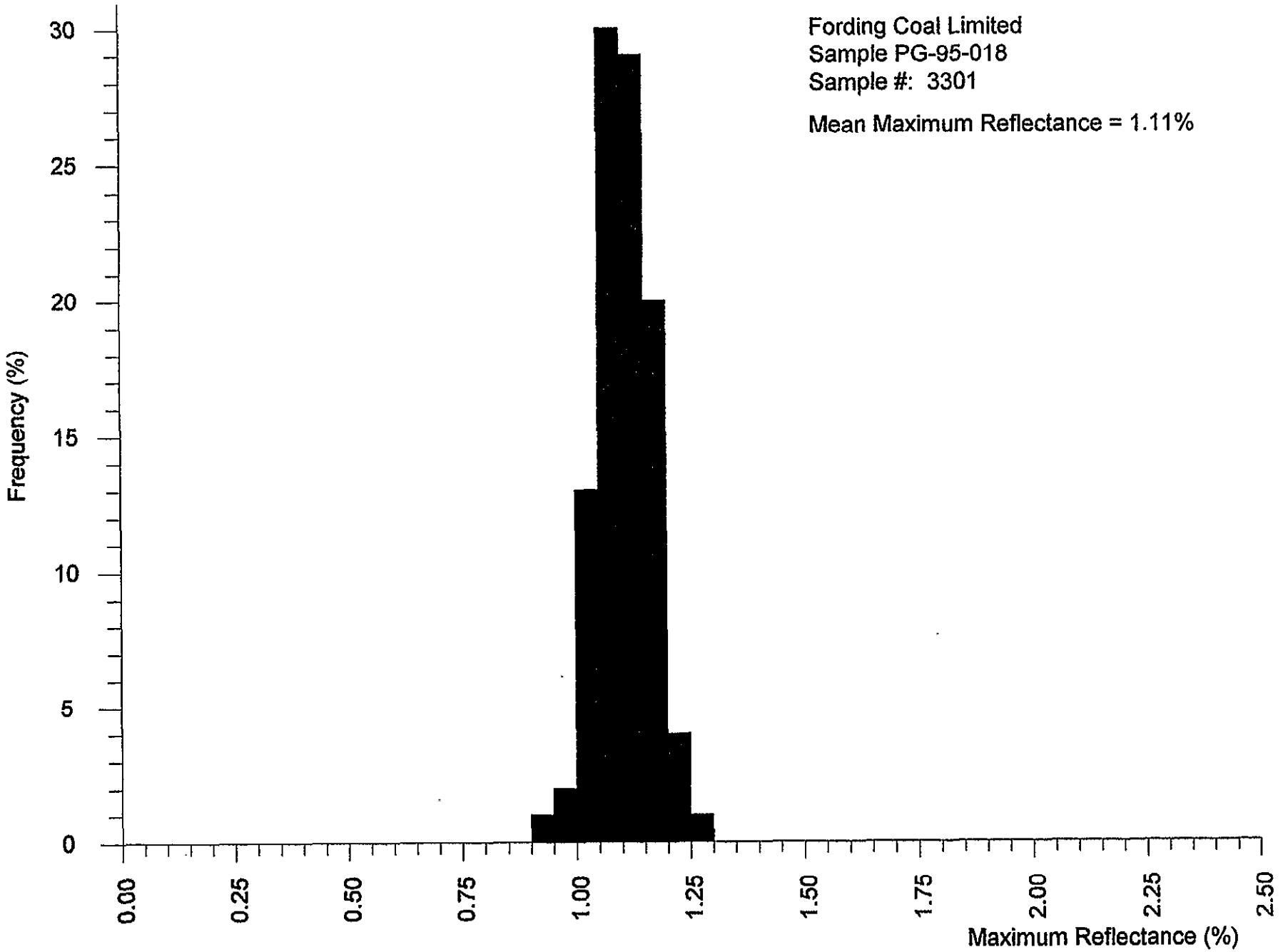

David E. Pearson & Associates Ltd.

Vitrinite Reflectance - by ISO 7404/5

Fording Coal Limited
Sample PG-95-019

RH #2485
117.9 - 120.3 m

BASIC STATISTICS

Total Number of Observations	100
Mean Maximum Reflectance (Romax)	1.18
Standard Error of the mean	0.01
Coefficient of Variation	4.63
Variance	0.0030
Standard Deviation	0.0545
Skewness	-0.6010
Kurtosis	3.4861

CELL STATISTICS

Cell Number	Lower Limit	Number of Observations	Frequency (%)
21	1.00	2	2.00
22	1.05	7	7.00
23	1.10	13	13.00
24	1.15	41	41.00
25	1.20	27	27.00
26	1.25	10	10.00

VITRINITE TYPE DISTRIBUTION

Vitrinite Type	Frequency (%)
V10	9.00
V11	54.00
V12	37.00

VITRINITE HISTOGRAM

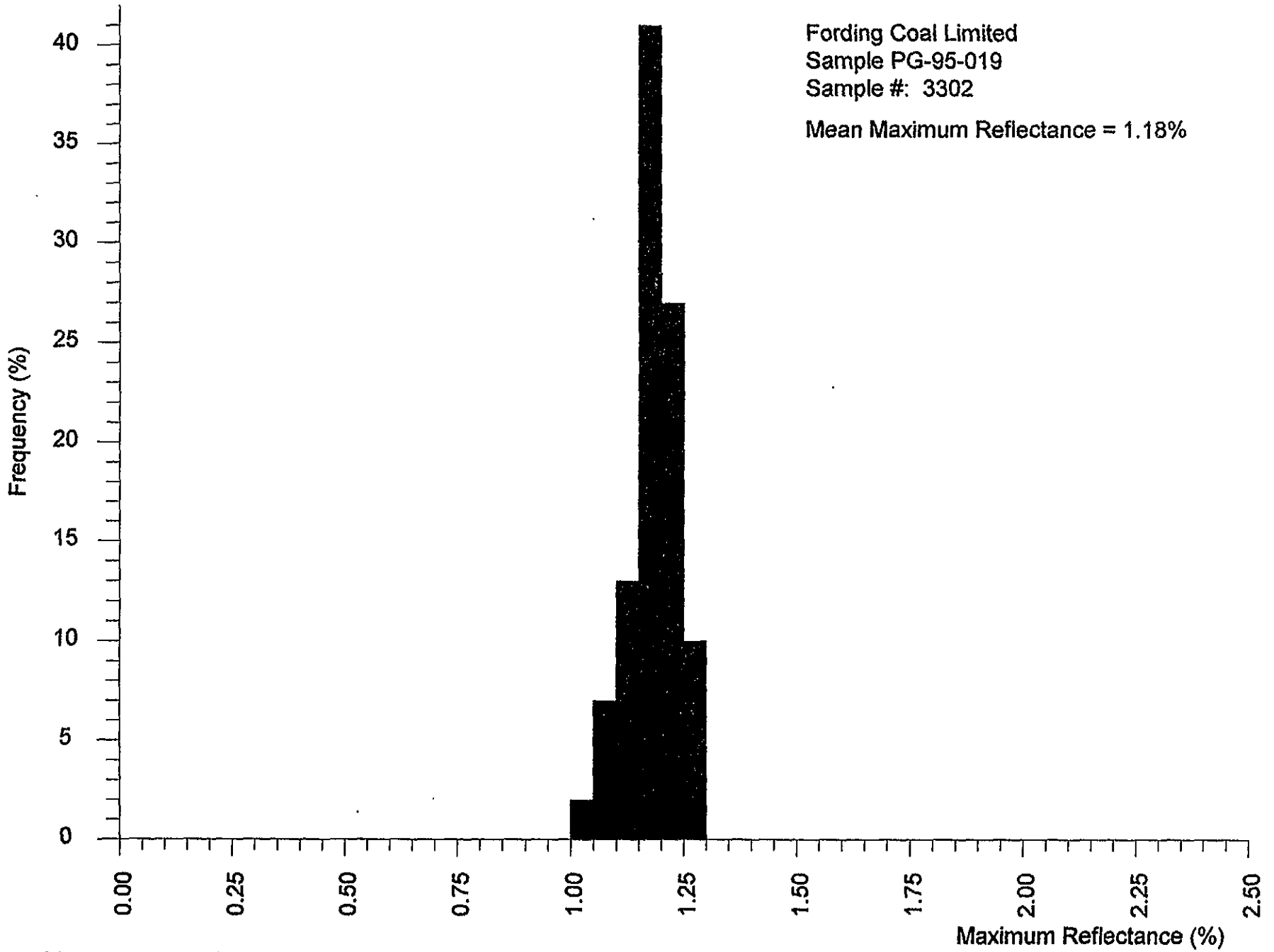

David E. Pearson & Associates Ltd.

Vitrinite Reflectance - by ISO 7404/5

Fording Coal Limited
Sample PG-95-020

RH #2485
210 5 - 214.5

BASIC STATISTICS

Total Number of Observations	100
Mean Maximum Reflectance (Romax)	1.30
Standard Error of the mean	0.01
Coefficient of Variation	5.51
Variance	0.0052
Standard Deviation	0.0718
Skewness	-0.1462
Kurtosis	2.3323

CELL STATISTICS

Cell Number	Lower Limit	Number of Observations	Frequency (%)
23	1.10	2	2.00
24	1.15	8	8.00
25	1.20	9	9.00
26	1.25	27	27.00
27	1.30	22	22.00
28	1.35	21	21.00
29	1.40	9	9.00
30	1.45	2	2.00

VITRINITE TYPE DISTRIBUTION

Vitrinite Type	Frequency (%)
V11	10.00
V12	36.00
V13	43.00
V14	11.00

VITRINITE HISTOGRAM

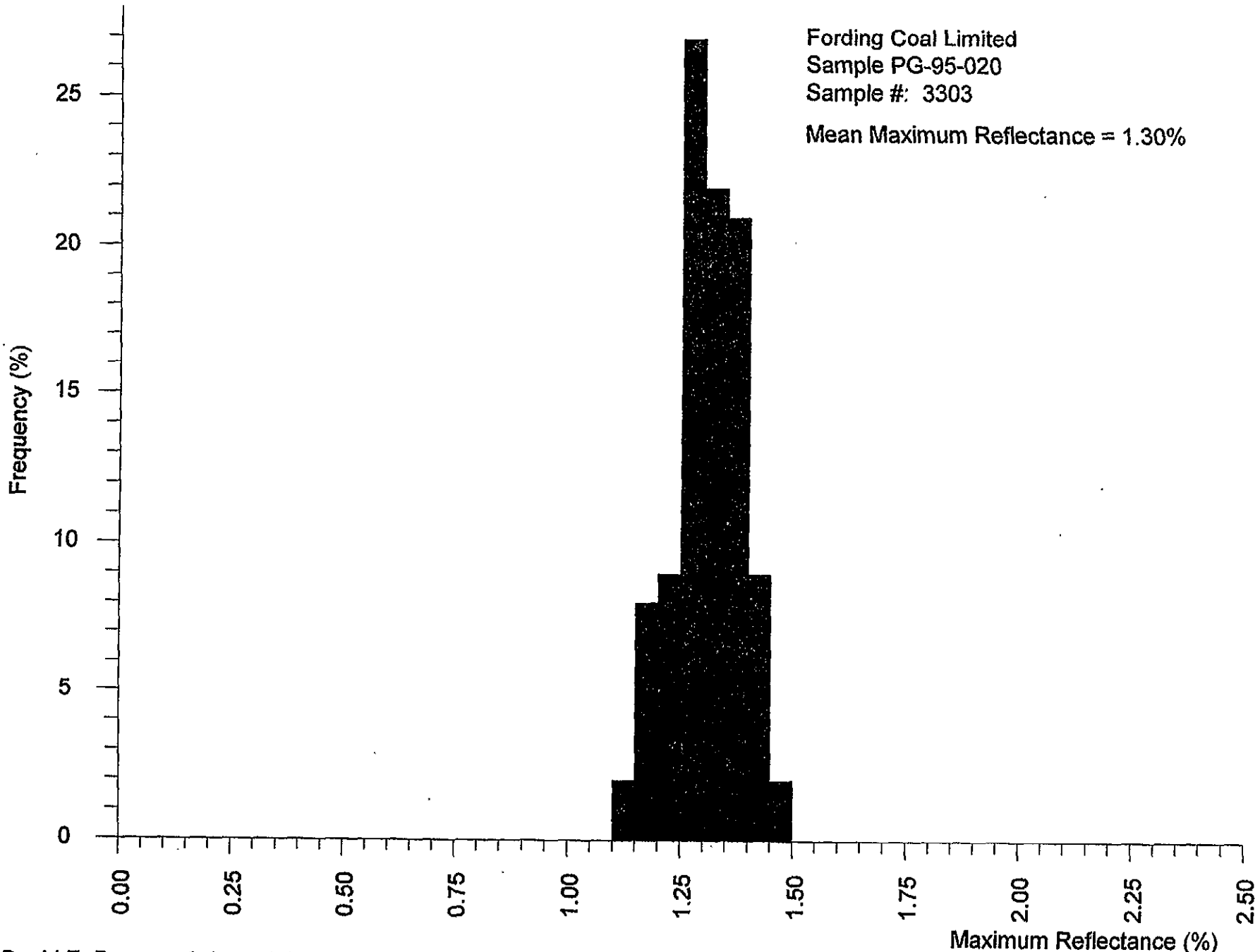

David E. Pearson & Associates Ltd.

Vitrinite Reflectance - by ISO 7404/5

Fording Coal Limited
Sample PG-95-021

RH #2487
70·8 -77·1

BASIC STATISTICS

Total Number of Observations	100
Mean Maximum Reflectance (Romax)	1.02
Standard Error of the mean	0.01
Coefficient of Variation	5.60
Variance	0.0032
Standard Deviation	0.0569
Skewness	0.1693
Kurtosis	3.9762

CELL STATISTICS

Cell Number	Lower Limit	Number of Observations	Frequency (%)
17	0.80	1	1.00
18	0.85	1	1.00
19	0.90	6	6.00
20	0.95	32	32.00
21	1.00	30	30.00
22	1.05	23	23.00
23	1.10	5	5.00
24	1.15	2	2.00

VITRINITE TYPE DISTRIBUTION

Vitrinite Type	Frequency (%)
V8	2.00
V9	38.00
V10	53.00
V11	7.00

VITRINITE HISTOGRAM

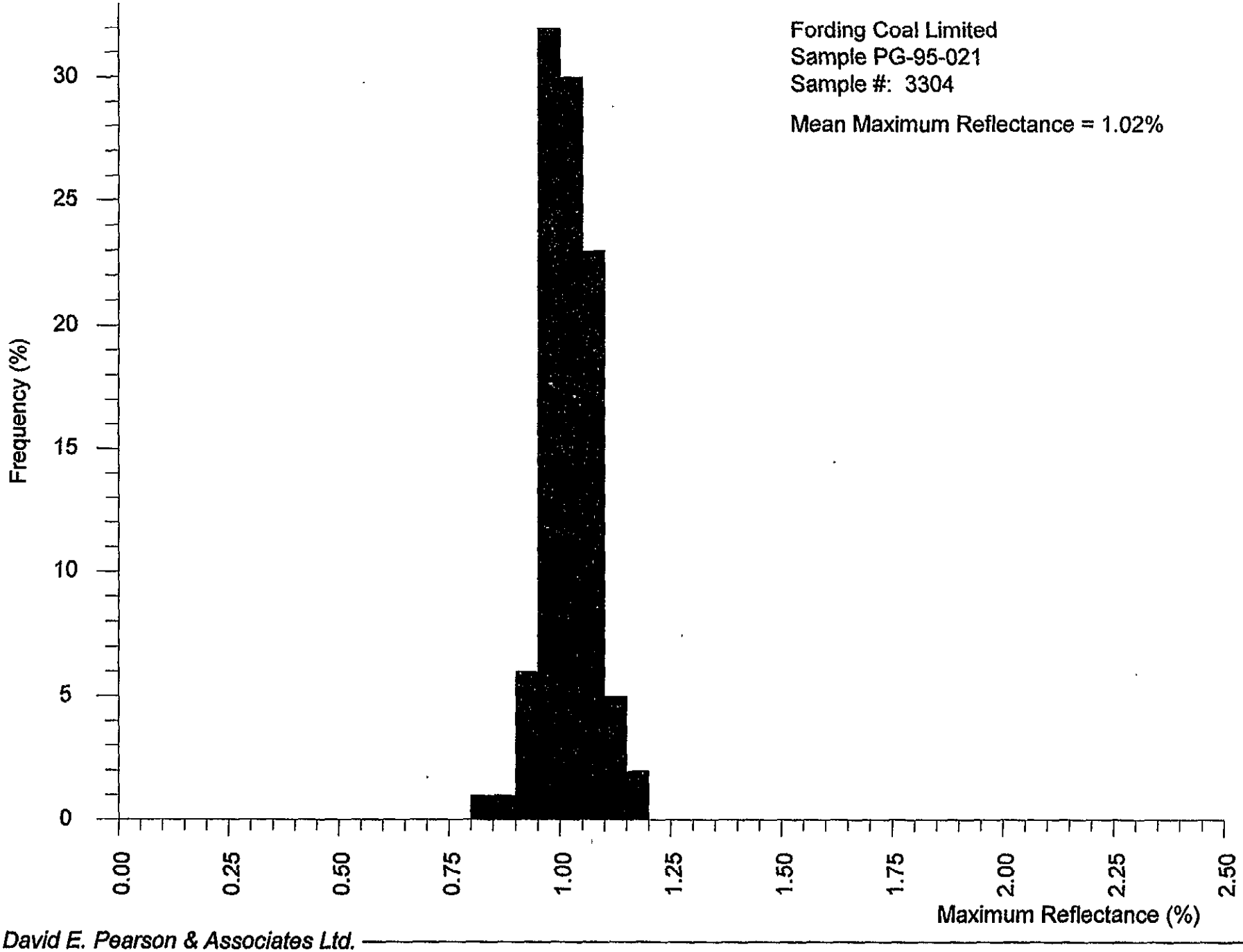

David E. Pearson & Associates Ltd.

Vitrinite Reflectance - by ISO 7404/5

Fording Coal Limited
Sample PG-95-022

2H #2487
134.2.1365

BASIC STATISTICS

Total Number of Observations	100
Mean Maximum Reflectance (Romax)	1.08
Standard Error of the mean	0.01
Coefficient of Variation	5.13
Variance	0.0031
Standard Deviation	0.0554
Skewness	-0.1955
Kurtosis	3.2715

CELL STATISTICS

Cell Number	Lower Limit	Number of Observations	Frequency (%)
19	0.90	2	2.00
20	0.95	5	5.00
21	1.00	20	20.00
22	1.05	39	39.00
23	1.10	25	25.00
24	1.15	8	8.00
25	1.20	1	1.00

VITRINITE TYPE DISTRIBUTION

Vitrinite Type	Frequency (%)
V9	7.00
V10	59.00
V11	33.00
V12	1.00

VITRINITE HISTOGRAM

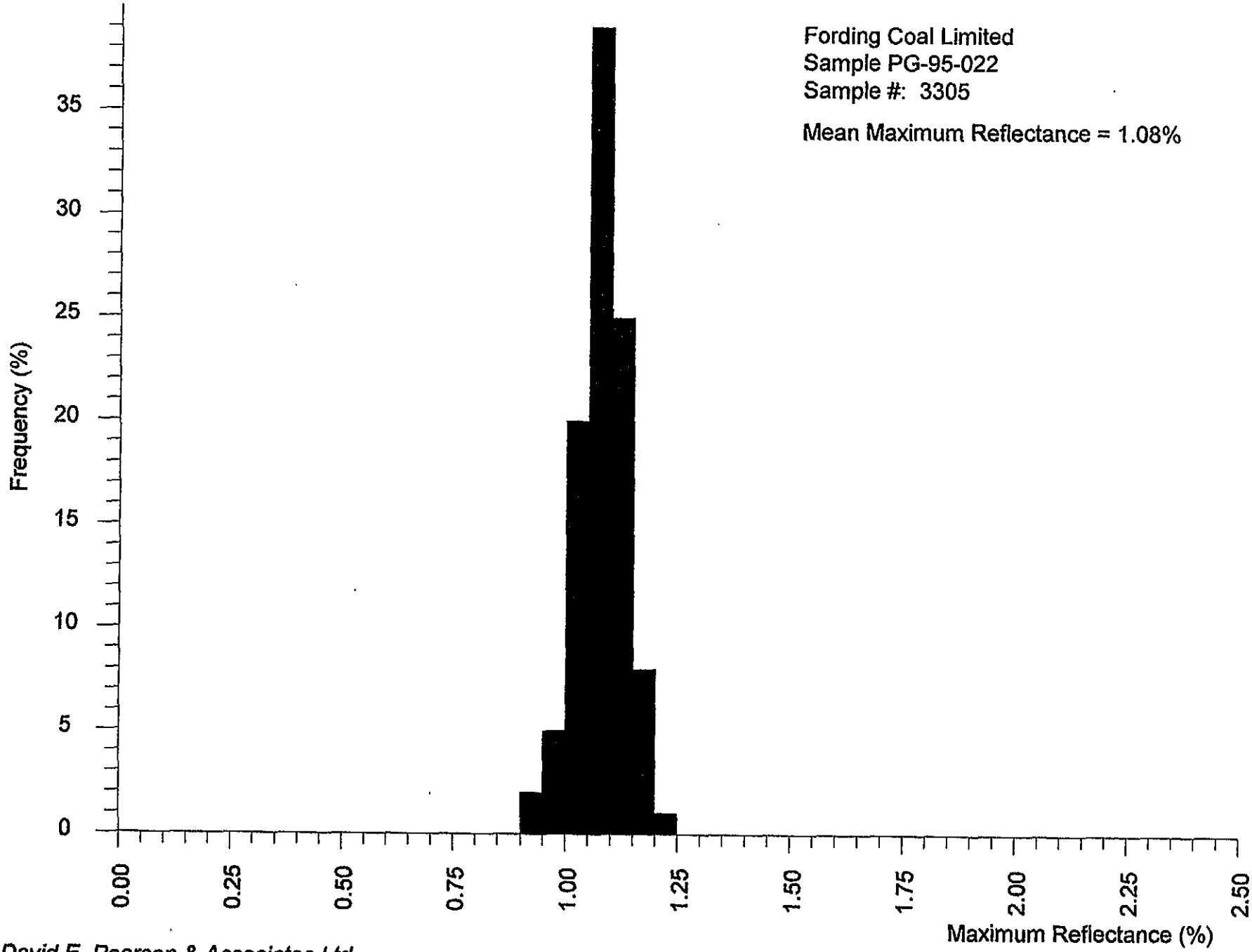

David E. Pearson & Associates Ltd.

Vitrinite Reflectance - by ISO 7404/5

RH #2487

Fording Coal Limited
Sample PG-95-023

172·1-175·2

BASIC STATISTICS

Total Number of Observations	100
Mean Maximum Reflectance (Romax)	1.08
Standard Error of the mean	0.00
Coefficient of Variation	4.32
Variance	0.0022
Standard Deviation	0.0466
Skewness	-0.5072
Kurtosis	2.8899

CELL STATISTICS

Cell Number	Lower Limit	Number of Observations	Frequency (%)
20	0.95	6	6.00
21	1.00	17	17.00
22	1.05	34	34.00
23	1.10	41	41.00
24	1.15	2	2.00

VITRINITE TYPE DISTRIBUTION

Vitrinite Type	Frequency (%)
V9	6.00
V10	51.00
V11	43.00

David E. Pearson & Associates Ltd.

VITRINITE HISTOGRAM

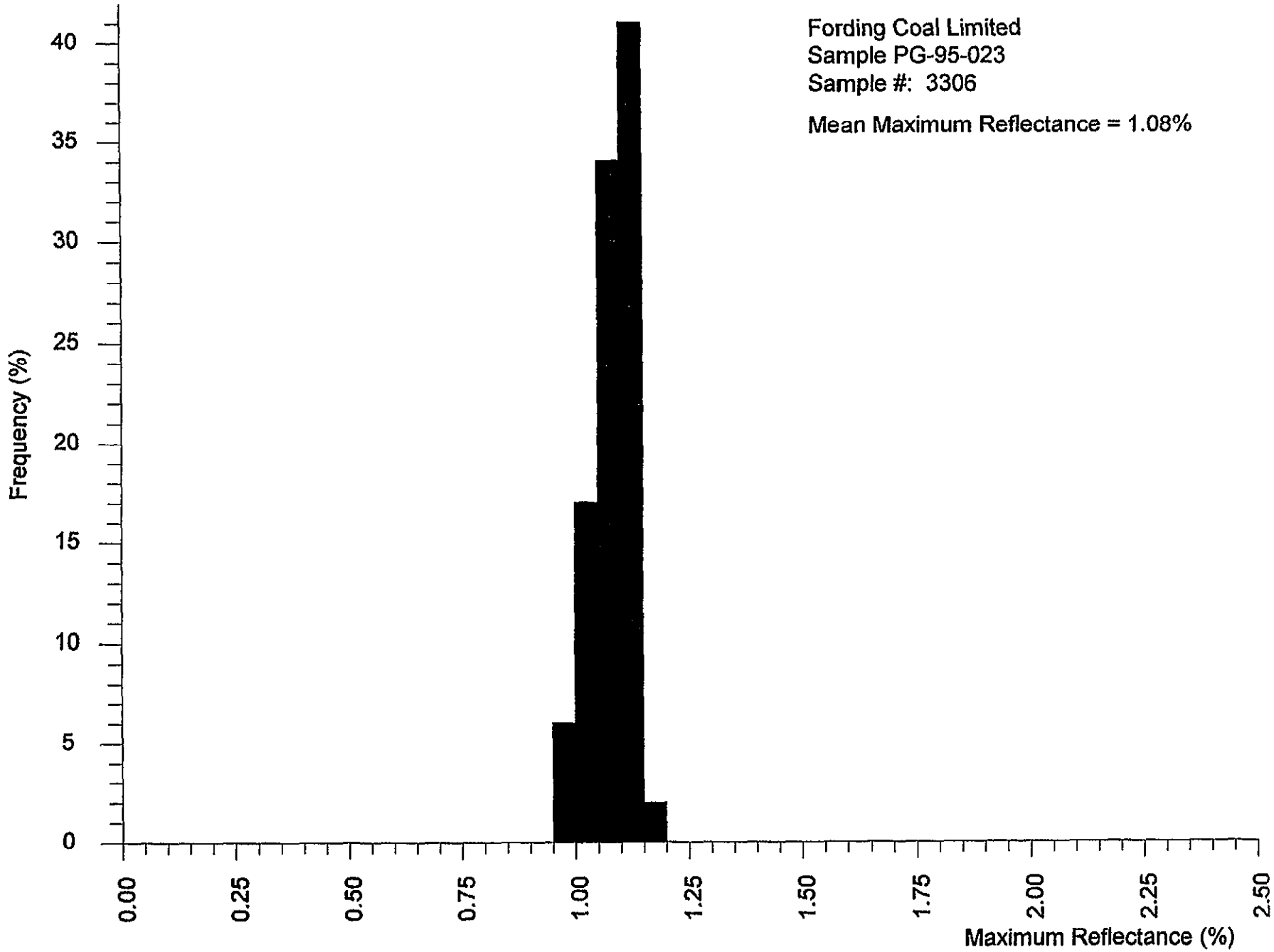

David E. Pearson & Associates Ltd.

Vitrinite Reflectance - by ISO 7404/5

Fording Coal Limited
Sample PG-95-024

RH #2487
196.5 — 198.5

BASIC STATISTICS

Total Number of Observations	100
Mean Maximum Reflectance (Romax)	1.13
Standard Error of the mean	0.01
Coefficient of Variation	4.98
Variance	0.0031
Standard Deviation	0.0561
Skewness	-0.5894
Kurtosis	3.0098

CELL STATISTICS

Cell Number	Lower Limit	Number of Observations	Frequency (%)
20	0.95	1	1.00
21	1.00	10	10.00
22	1.05	12	12.00
23	1.10	35	35.00
24	1.15	34	34.00
25	1.20	8	8.00

VITRINITE TYPE DISTRIBUTION

Vitrinite Type	Frequency (%)
V9	1.00
V10	22.00
V11	69.00
V12	8.00

VITRINITE HISTOGRAM

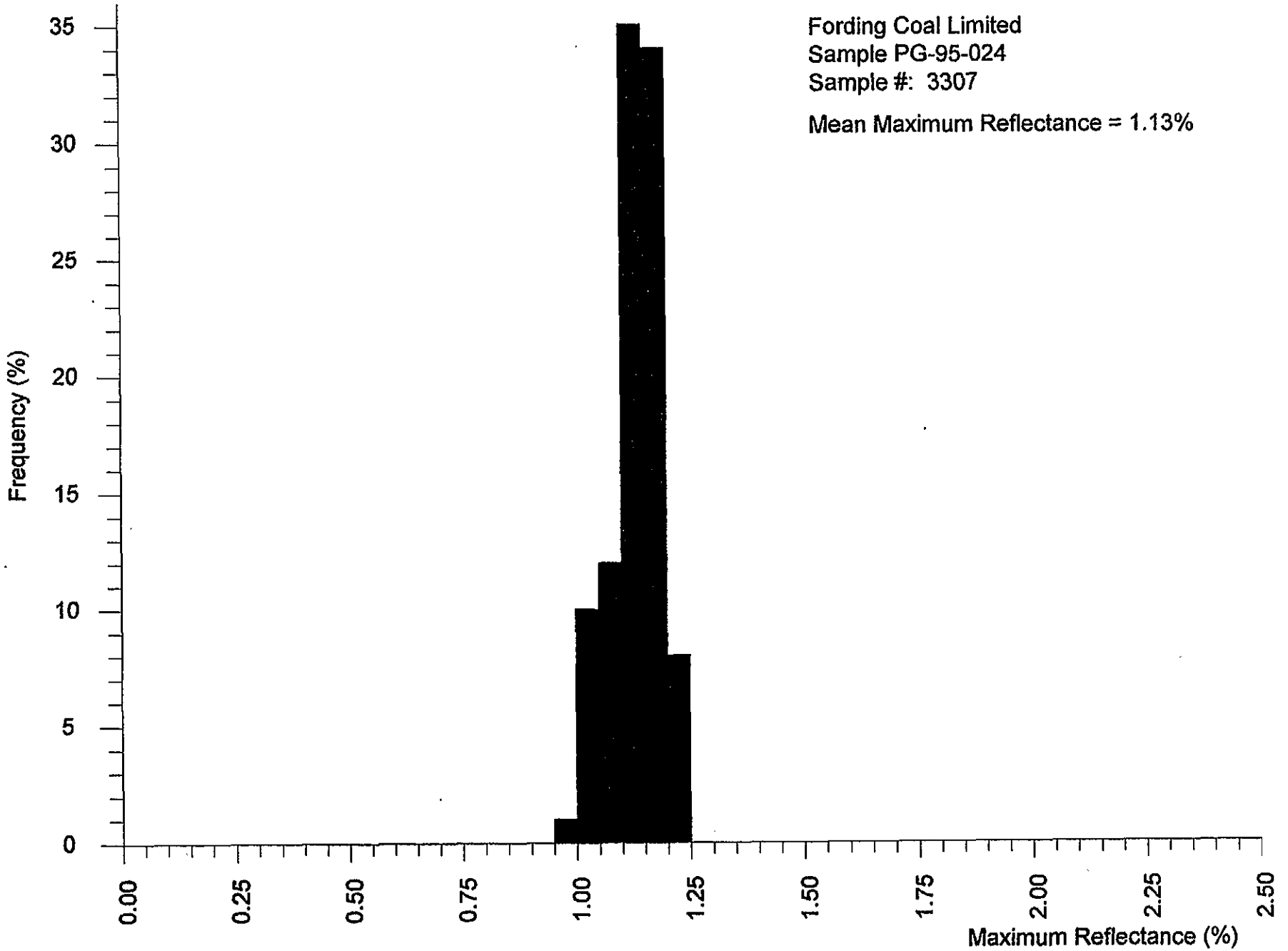

David E. Pearson & Associates Ltd.

Vitrinite Reflectance - by ISO 7404/5

Fording Coal Limited
Sample PG-95-025

RH # 2489
24.4 - 30.4m

BASIC STATISTICS

Total Number of Observations	100
Mean Maximum Reflectance (Romax)	1.02
Standard Error of the mean	0.00
Coefficient of Variation	4.26
Variance	0.0019
Standard Deviation	0.0432
Skewness	-0.3259
Kurtosis	2.9302

CELL STATISTICS

Cell Number	Lower Limit	Number of Observations	Frequency (%)
18	0.85	1	1.00
19	0.90	4	4.00
20	0.95	28	28.00
21	1.00	40	40.00
22	1.05	23	23.00
23	1.10	4	4.00

VITRINITE TYPE DISTRIBUTION

Vitrinite Type	Frequency (%)
V8	1.00
V9	32.00
V10	63.00
V11	4.00

VITRINITE HISTOGRAM

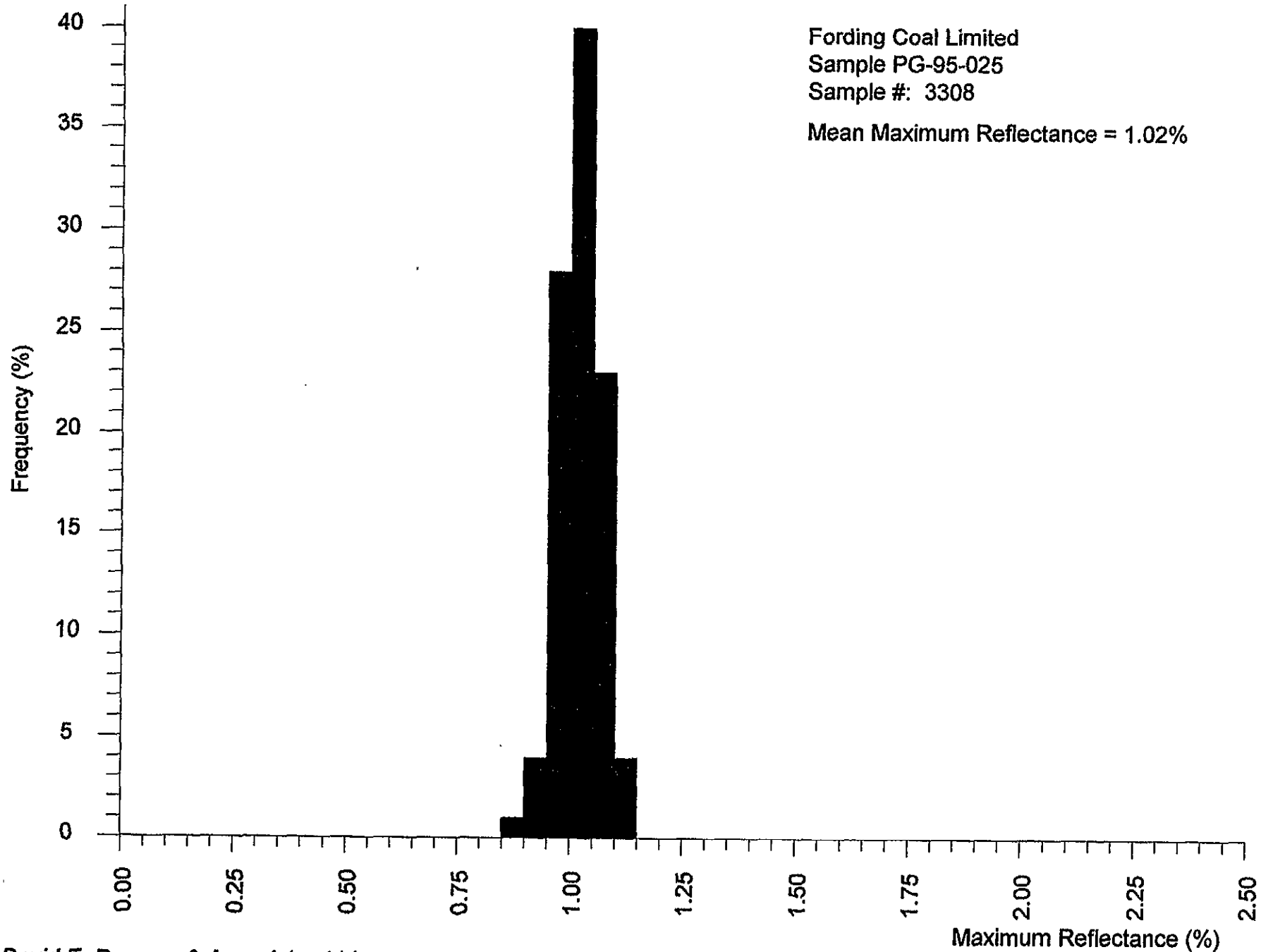

David E. Pearson & Associates Ltd.

Vitrinite Reflectance - by ISO 7404/5

Fording Coal Limited
Sample PG-95-026

RH #2489
94-2-100.0

BASIC STATISTICS

Total Number of Observations	100
Mean Maximum Reflectance (Romax)	1.11
Standard Error of the mean	0.01
Coefficient of Variation	5.66
Variance	0.0039
Standard Deviation	0.0628
Skewness	-0.0678
Kurtosis	2.2859

CELL STATISTICS

Cell Number	Lower Limit	Number of Observations	Frequency (%)
20	0.95	3	3.00
21	1.00	13	13.00
22	1.05	29	29.00
23	1.10	22	22.00
24	1.15	24	24.00
25	1.20	9	9.00

VITRINITE TYPE DISTRIBUTION

Vitrinite Type	Frequency (%)
V9	3.00
V10	42.00
V11	46.00
V12	9.00

VITRINITE HISTOGRAM

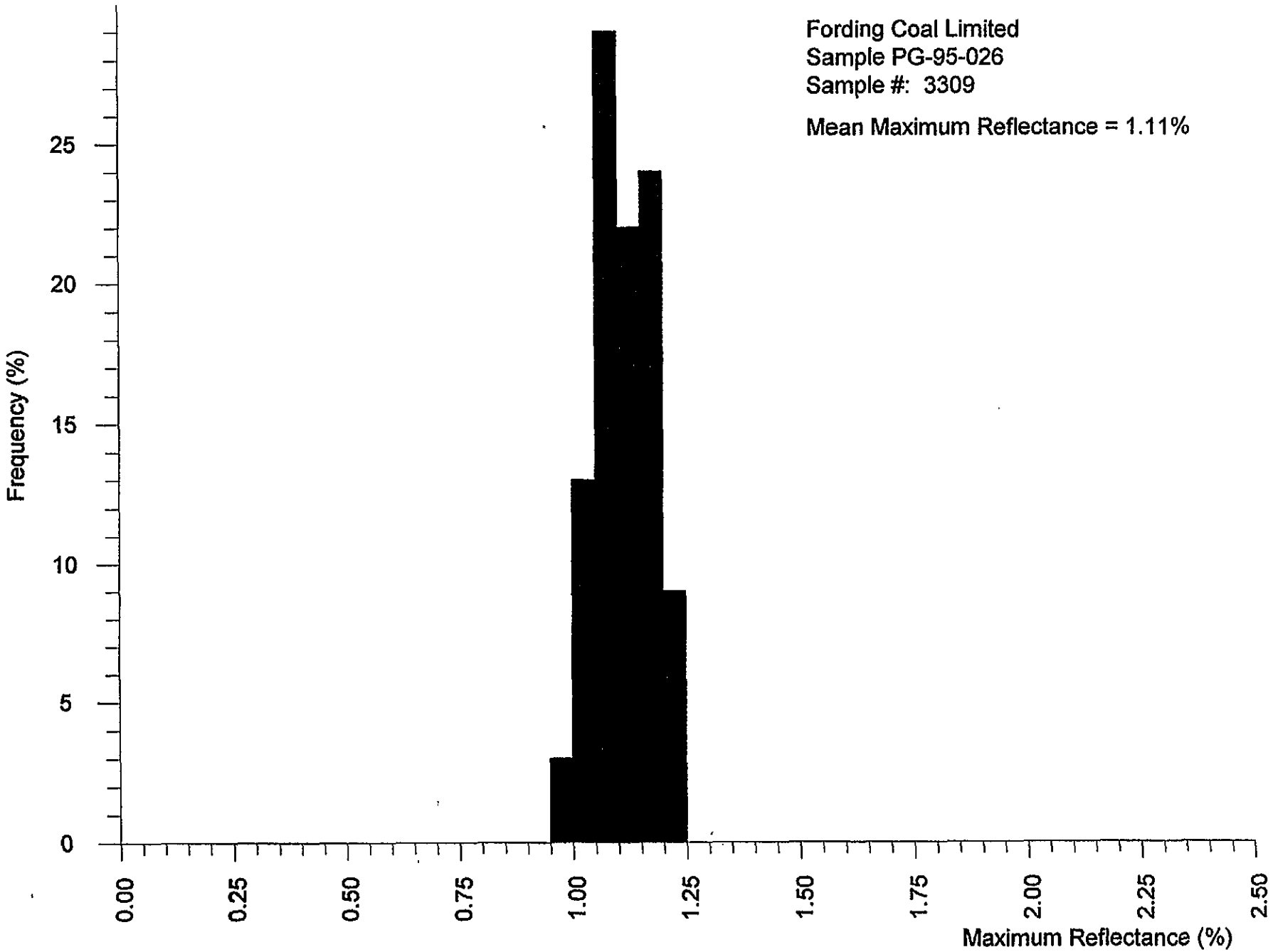

David E. Pearson & Associates Ltd.

Vitrinite Reflectance - by ISO 7404/5

Fording Coal Limited
Sample PG-95-027

RH # 2489
126.9 - 127.3

BASIC STATISTICS

Total Number of Observations	100
Mean Maximum Reflectance (Romax)	1.15
Standard Error of the mean	0.01
Coefficient of Variation	4.66
Variance	0.0029
Standard Deviation	0.0538
Skewness	-0.6082
Kurtosis	3.2189

CELL STATISTICS

Cell Number	Lower Limit	Number of Observations	Frequency (%)
20	0.95	1	1.00
21	1.00	2	2.00
22	1.05	11	11.00
23	1.10	20	20.00
24	1.15	39	39.00
25	1.20	26	26.00
26	1.25	1	1.00

VITRINITE TYPE DISTRIBUTION

Vitrinite Type	Frequency (%)
V9	1.00
V10	13.00
V11	59.00
V12	27.00

VITRINITE HISTOGRAM

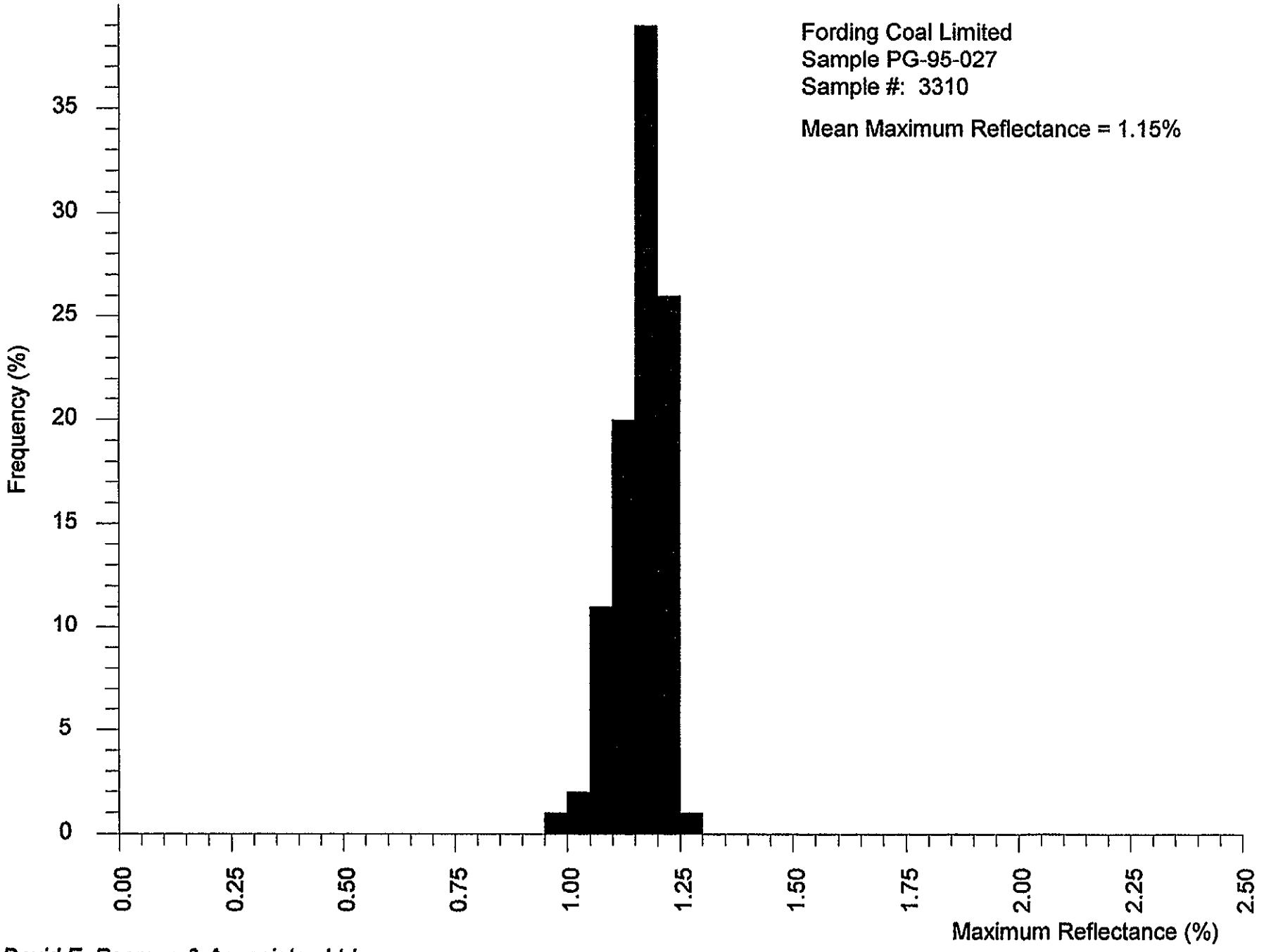

David E. Pearson & Associates Ltd.

Vitrinite Reflectance - by ISO 7404/5

Fording Coal Limited
Sample PG-95-028

RH 2489
174.0 -174.8

BASIC STATISTICS

Total Number of Observations	100
Mean Maximum Reflectance (Romax)	1.23
Standard Error of the mean	0.00
Coefficient of Variation	2.86
Variance	0.0012
Standard Deviation	0.0352
Skewness	-0.0714
Kurtosis	3.4763

CELL STATISTICS

Cell Number	Lower Limit	Number of Observations	Frequency (%)
23	1.10	1	1.00
24	1.15	13	13.00
25	1.20	55	55.00
26	1.25	26	26.00
27	1.30	5	5.00

VITRINITE TYPE DISTRIBUTION

Vitrinite Type	Frequency (%)
V11	14.00
V12	81.00
V13	5.00

VITRINITE HISTOGRAM

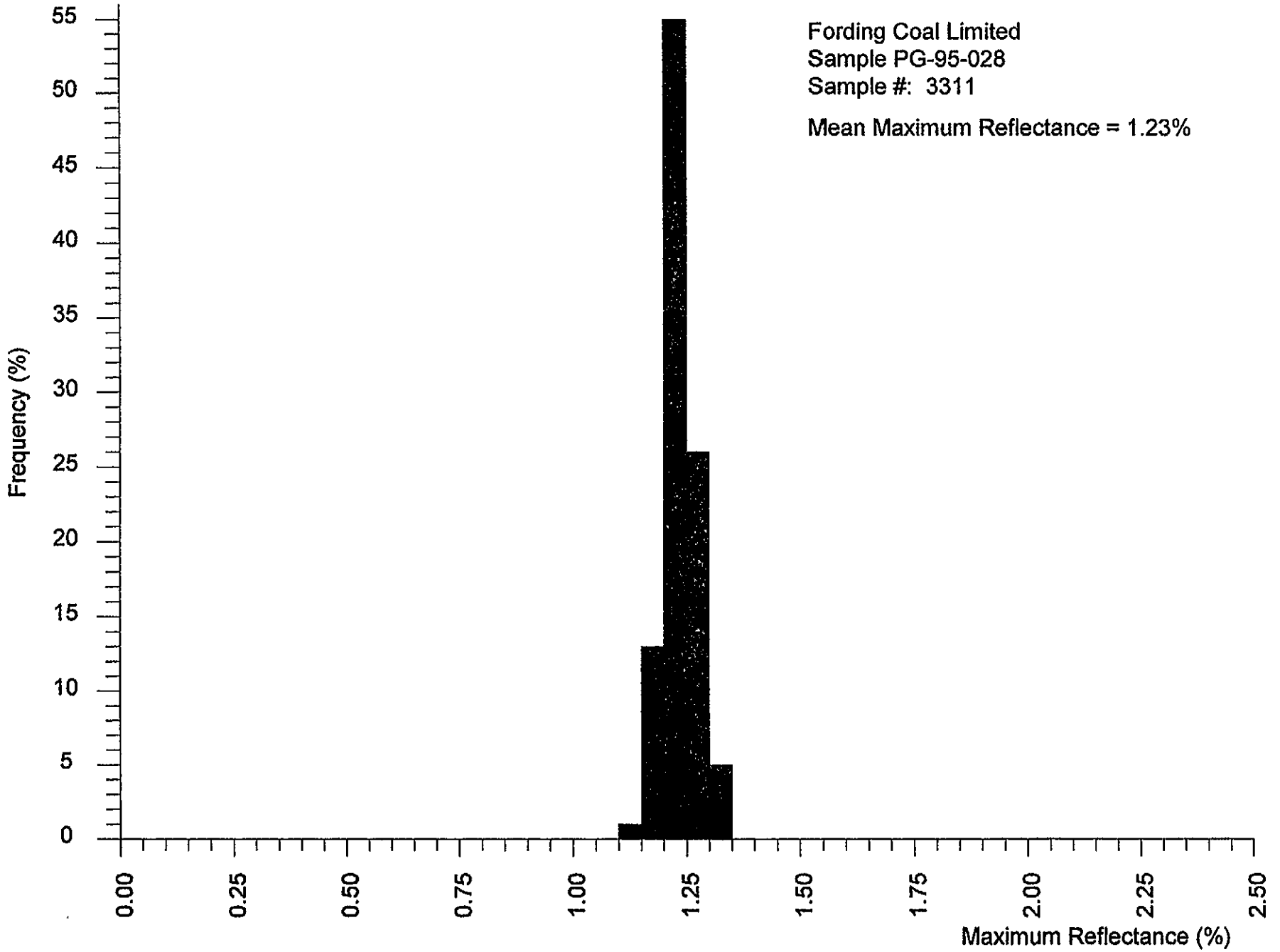

David E. Pearson & Associates Ltd.

Vitrinite Reflectance - by ISO 7404/5

Fording Coal Limited
Sample PG-95-029

RH 2488
+6 -125

BASIC STATISTICS

Total Number of Observations	100
Mean Maximum Reflectance (Romax)	1.04
Standard Error of the mean	0.01
Coefficient of Variation	4.95
Variance	0.0027
Standard Deviation	0.0516
Skewness	0.2471
Kurtosis	2.5032

CELL STATISTICS

Cell Number	Lower Limit	Number of Observations	Frequency (%)
19	0.90	2	2.00
20	0.95	22	22.00
21	1.00	34	34.00
22	1.05	24	24.00
23	1.10	17	17.00
24	1.15	1	1.00

VITRINITE TYPE DISTRIBUTION

Vitrinite Type	Frequency (%)
V9	24.00
V10	58.00
V11	18.00

VITRINITE HISTOGRAM

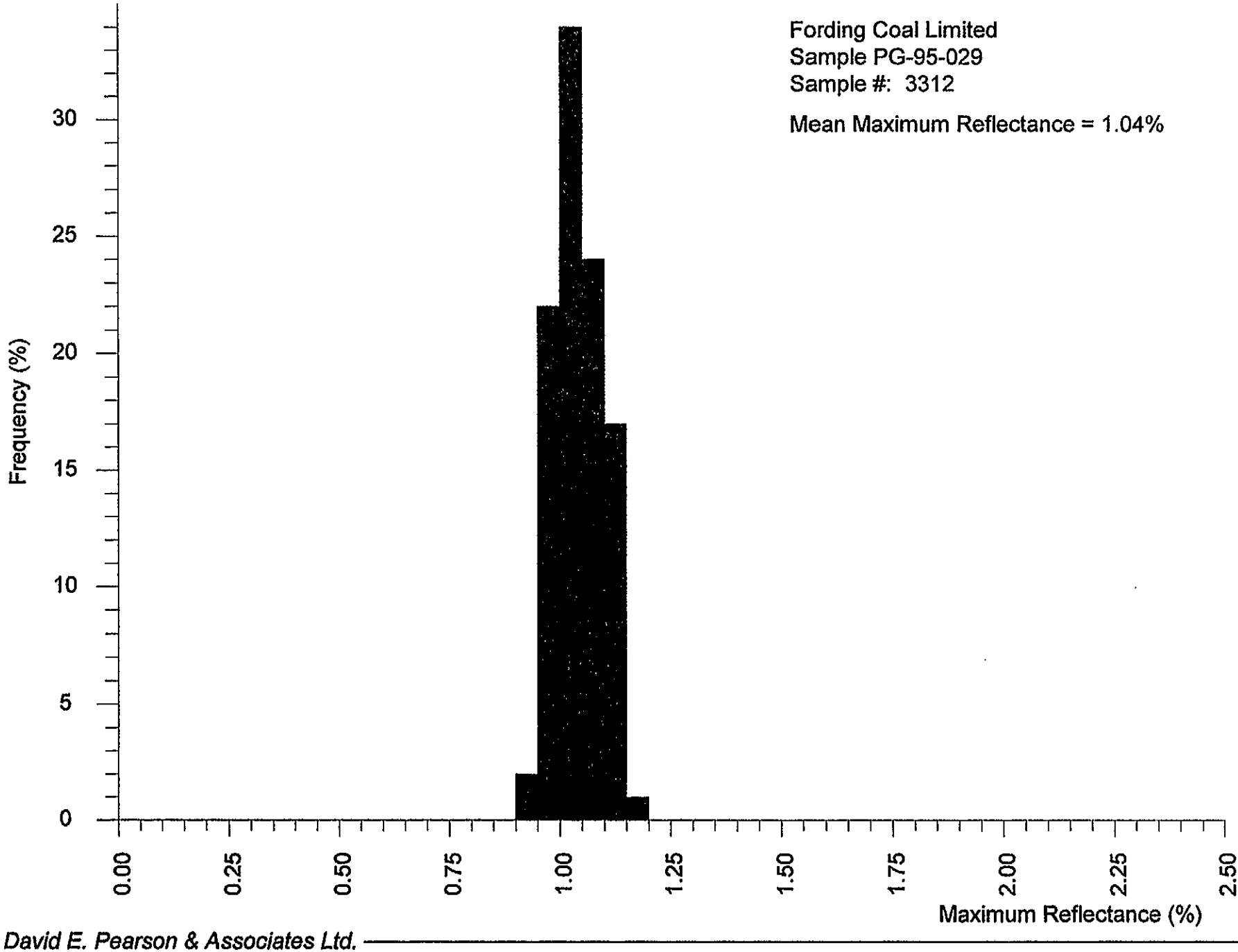

David E. Pearson & Associates Ltd.

Vitrinite Reflectance - by ISO 7404/5

RH # 2488

Fording Coal Limited
Sample PG-95-030

92.0 - 97.0

BASIC STATISTICS

Total Number of Observations	100
Mean Maximum Reflectance (Romax)	1.05
Standard Error of the mean	0.01
Coefficient of Variation	5.48
Variance	0.0033
Standard Deviation	0.0577
Skewness	0.0034
Kurtosis	3.4403

CELL STATISTICS

Cell Number	Lower Limit	Number of Observations	Frequency (%)
18	0.85	1	1.00
19	0.90	1	1.00
20	0.95	13	13.00
21	1.00	36	36.00
22	1.05	29	29.00
23	1.10	11	11.00
24	1.15	9	9.00

VITRINITE TYPE DISTRIBUTION

Vitrinite Type	Frequency (%)
V8	1.00
V9	14.00
V10	65.00
V11	20.00

VITRINITE HISTOGRAM

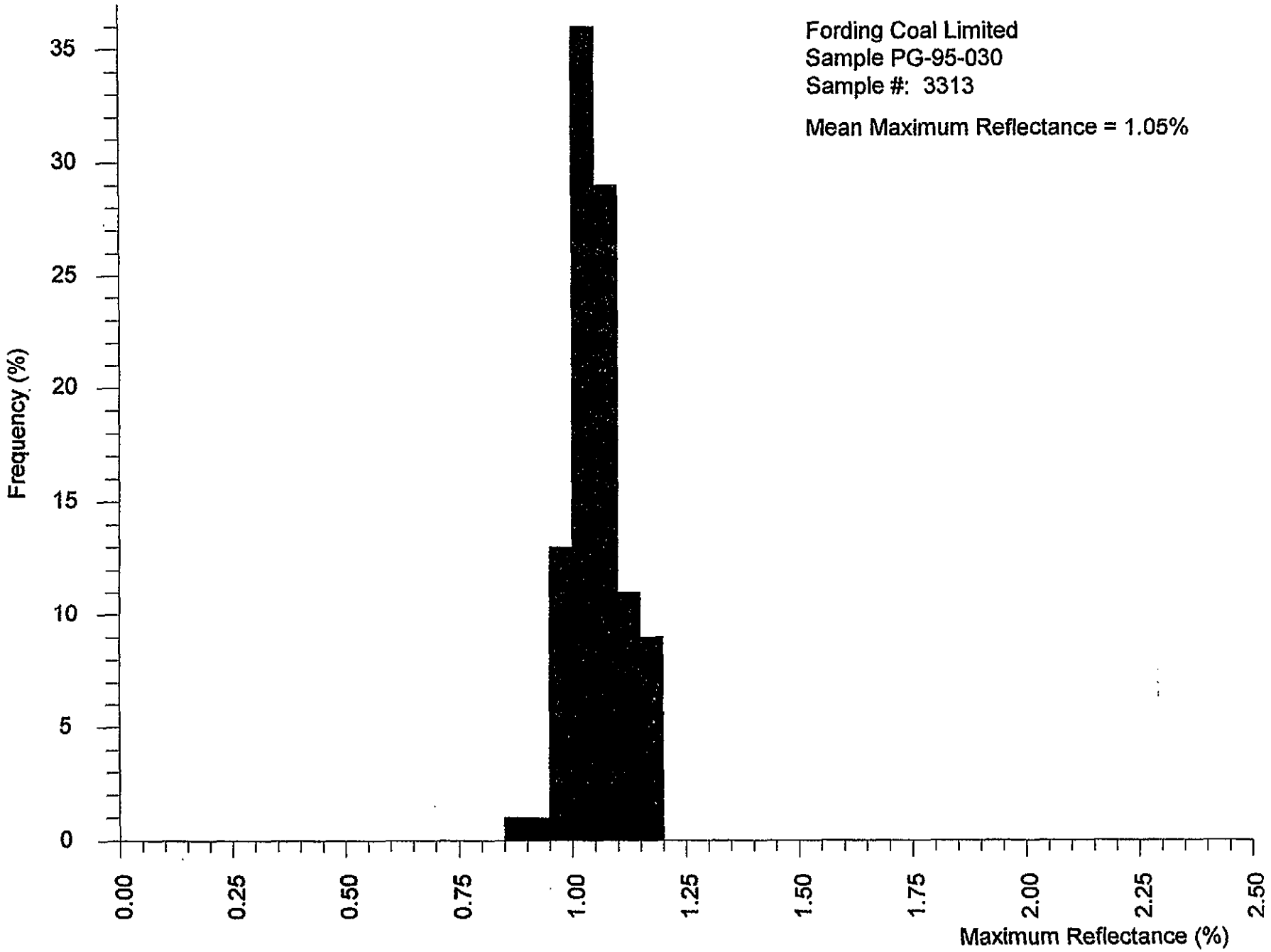

David E. Pearson & Associates Ltd.

Vitrinite Reflectance - by ISO 7404/5

Fording Coal Limited
Sample PG-95-031

RH 2479
73.7 - 77.5

BASIC STATISTICS

Total Number of Observations	100
Mean Maximum Reflectance (Romax)	0.84
Standard Error of the mean	0.01
Coefficient of Variation	6.66
Variance	0.0032
Standard Deviation	0.0562
Skewness	0.1880
Kurtosis	2.8132

CELL STATISTICS

Cell Number	Lower Limit	Number of Observations	Frequency (%)
15	0.70	2	2.00
16	0.75	19	19.00
17	0.80	31	31.00
18	0.85	36	36.00
19	0.90	8	8.00
20	0.95	4	4.00

VITRINITE TYPE DISTRIBUTION

Vitrinite Type	Frequency (%)
V7	21.00
V8	67.00
V9	12.00

VITRINITE HISTOGRAM

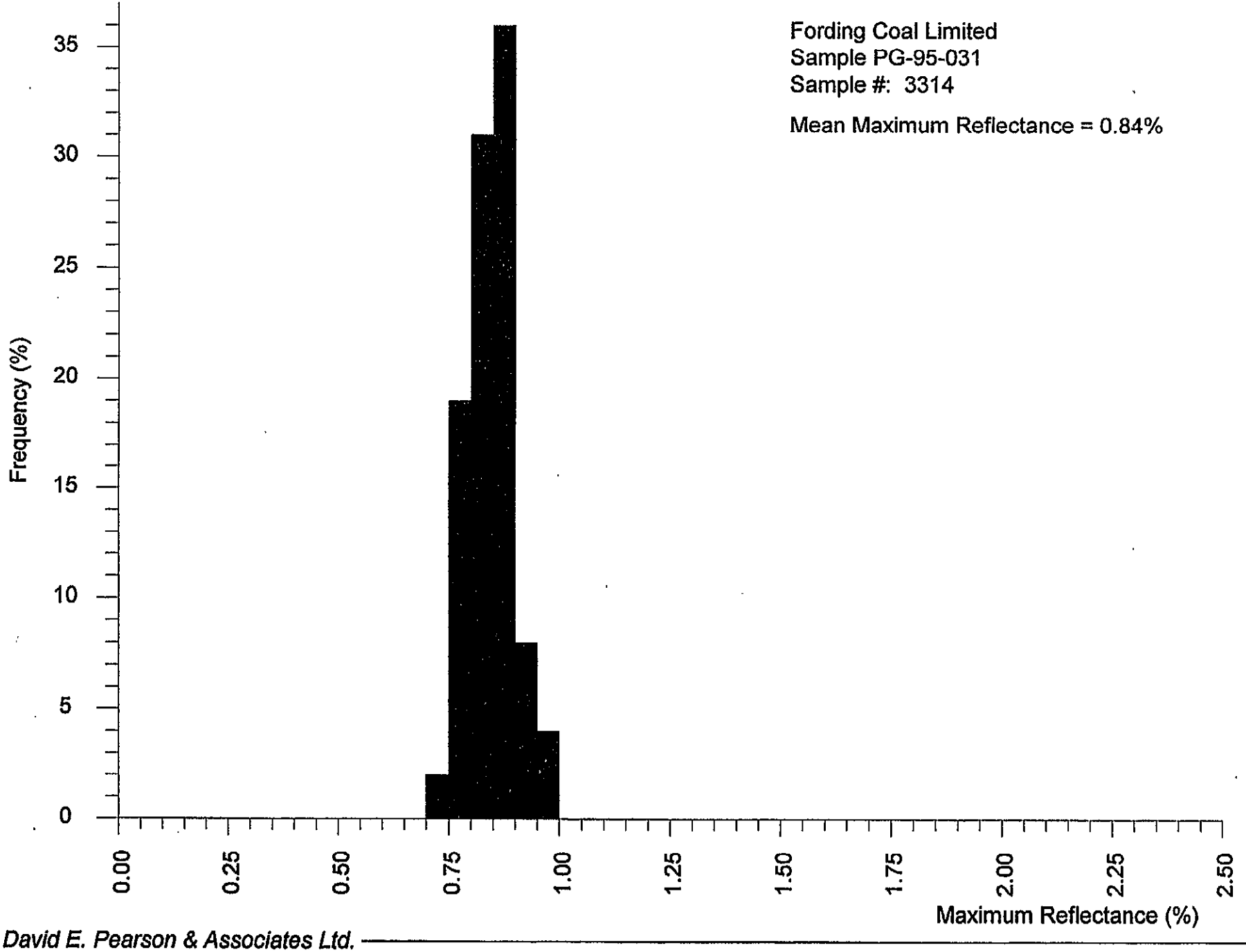

David E. Pearson & Associates Ltd.

Vitrinite Reflectance - by ISO 7404/5

Fording Coal Limited
Sample PG-95-32

RH # 2499
26.6 - 229.4

BASIC STATISTICS

Total Number of Observations	100
Mean Maximum Reflectance (Romax)	1.00
Standard Error of the mean	0.01
Coefficient of Variation	7.76
Variance	0.0060
Standard Deviation	0.0777
Skewness	0.1839
Kurtosis	3.1389

CELL STATISTICS

Cell Number	Lower Limit	Number of Observations	Frequency (%)
17	0.80	2	2.00
18	0.85	7	7.00
19	0.90	18	18.00
20	0.95	22	22.00
21	1.00	24	24.00
22	1.05	18	18.00
23	1.10	4	4.00
24	1.15	4	4.00
25	1.20	1	1.00

VITRINITE TYPE DISTRIBUTION

Vitrinite Type	Frequency (%)
V8	9.00
V9	40.00
V10	42.00
V11	8.00
V12	1.00

VITRINITE HISTOGRAM

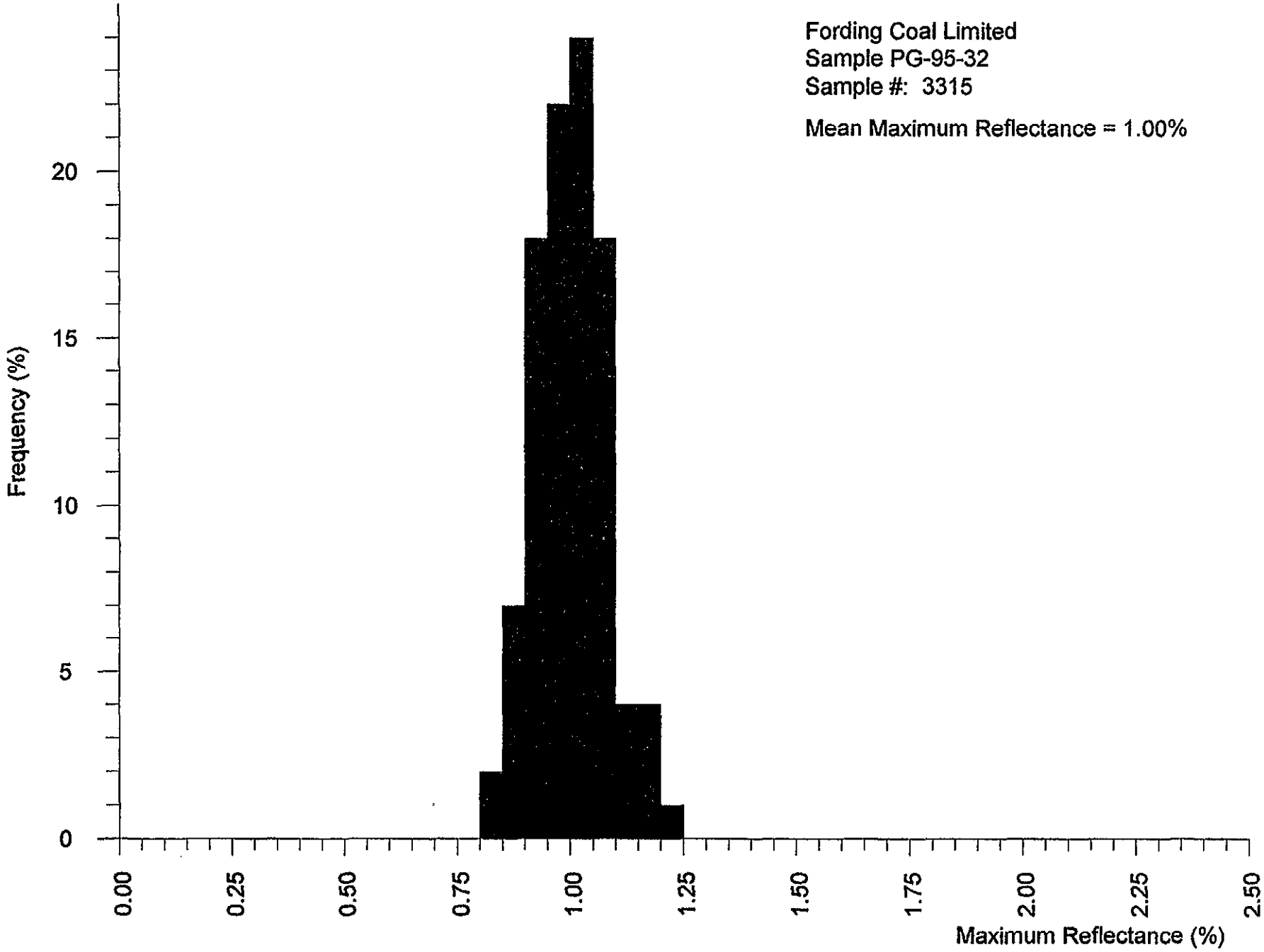

David E. Pearson & Associates Ltd.

Vitrinite Reflectance - by ISO 7404/5

Fording Coal Limited
Sample PG-95-033

DH # 2487

1901 - 23.9

BASIC STATISTICS

Total Number of Observations	102
Mean Maximum Reflectance (Romax)	0.88
Standard Error of the mean	0.01
Coefficient of Variation	6.21
Variance	0.0030
Standard Deviation	0.0549
Skewness	0.4707
Kurtosis	3.6746

CELL STATISTICS

Cell Number	Lower Limit	Number of Observations	Frequency (%)
16	0.75	5	4.90
17	0.80	14	13.73
18	0.85	43	42.16
19	0.90	26	25.49
20	0.95	11	10.78
21	1.00	2	1.96
22	1.05	1	0.98

VITRINITE TYPE DISTRIBUTION

Vitrinite Type	Frequency (%)
V7	4.90
V8	55.88
V9	36.27
V10	2.94

VITRINITE HISTOGRAM

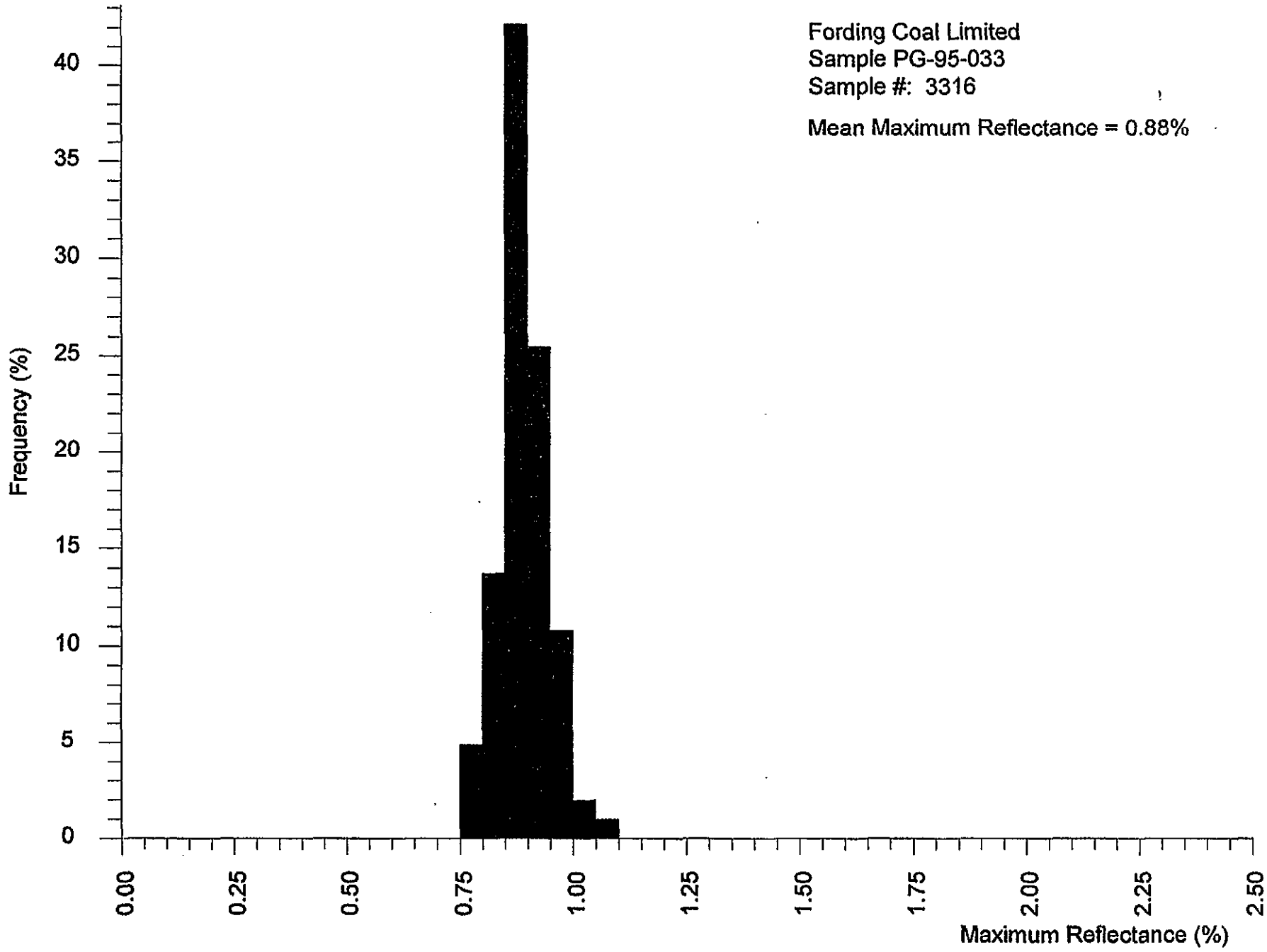

David E. Pearson & Associates Ltd.

Vitrinite Reflectance - by ISO 7404/5

Fording Coal Limited
Sample PG-95-034

RH #2480
150 - 154.5

BASIC STATISTICS

Total Number of Observations	100
Mean Maximum Reflectance (Romax)	0.99
Standard Error of the mean	0.01
Coefficient of Variation	5.88
Variance	0.0034
Standard Deviation	0.0582
Skewness	-0.2388
Kurtosis	2.5508

CELL STATISTICS

Cell Number	Lower Limit	Number of Observations	Frequency (%)
17	0.80	1	1.00
18	0.85	3	3.00
19	0.90	19	19.00
20	0.95	28	28.00
21	1.00	28	28.00
22	1.05	18	18.00
23	1.10	3	3.00

VITRINITE TYPE DISTRIBUTION

Vitrinite Type	Frequency (%)
V8	4.00
V9	47.00
V10	46.00
V11	3.00

VITRINITE HISTOGRAM

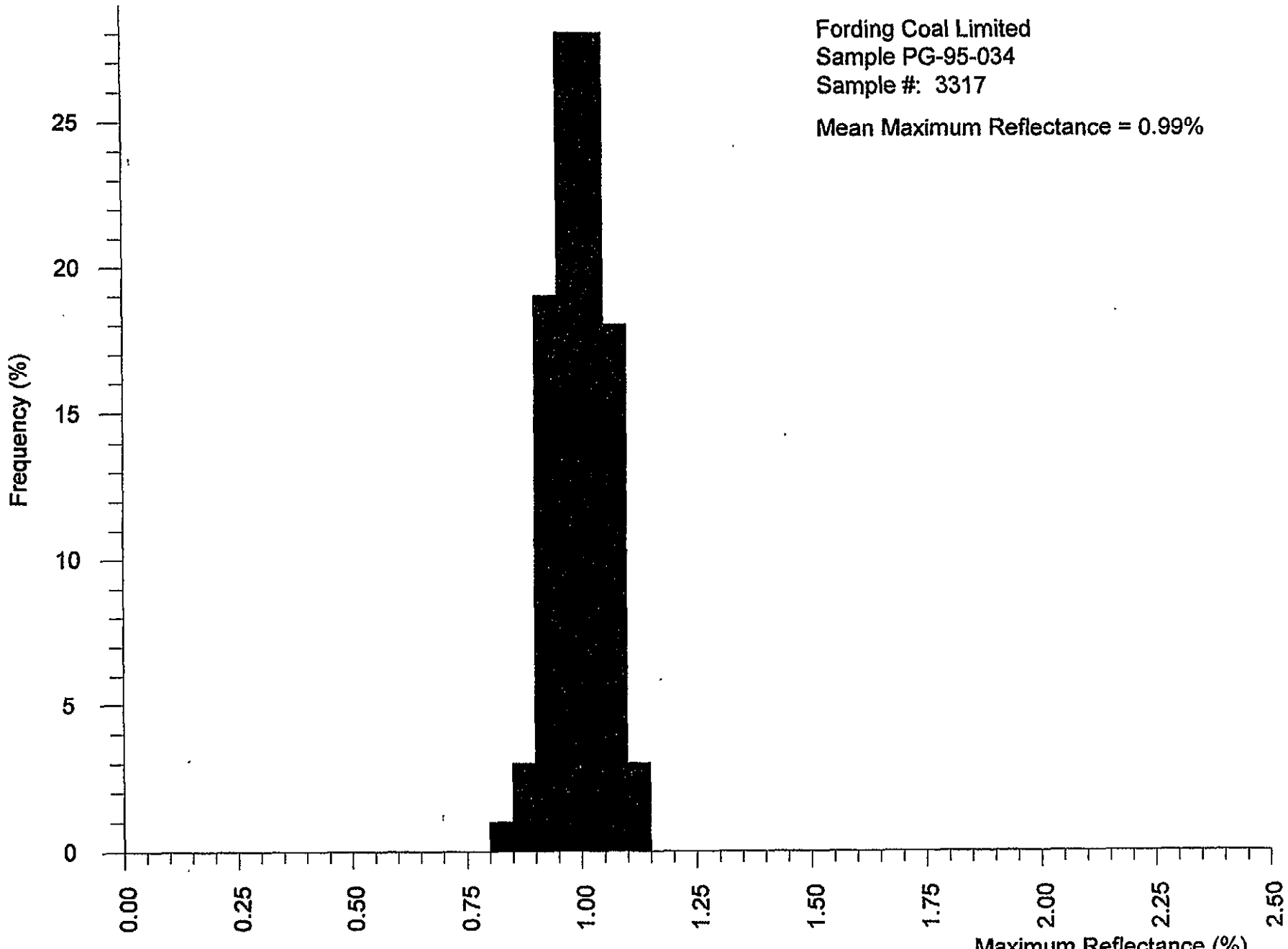

David E. Pearson & Associates Ltd.

Vitrinite Reflectance - by ISO 7404/5

Fording Coal Limited
Sample PG-95-035

RH # 2480
206.6 - 2090

BASIC STATISTICS

Total Number of Observations	100
Mean Maximum Reflectance (Romax)	1.07
Standard Error of the mean	0.00
Coefficient of Variation	4.28
Variance	0.0021
Standard Deviation	0.0457
Skewness	-0.3061
Kurtosis	3.3659

CELL STATISTICS

Cell Number	Lower Limit	Number of Observations	Frequency (%)
19	0.90	2	2.00
20	0.95	4	4.00
21	1.00	26	26.00
22	1.05	42	42.00
23	1.10	23	23.00
24	1.15	3	3.00

VITRINITE TYPE DISTRIBUTION

Vitrinite Type	Frequency (%)
V9	6.00
V10	68.00
V11	26.00

VITRINITE HISTOGRAM

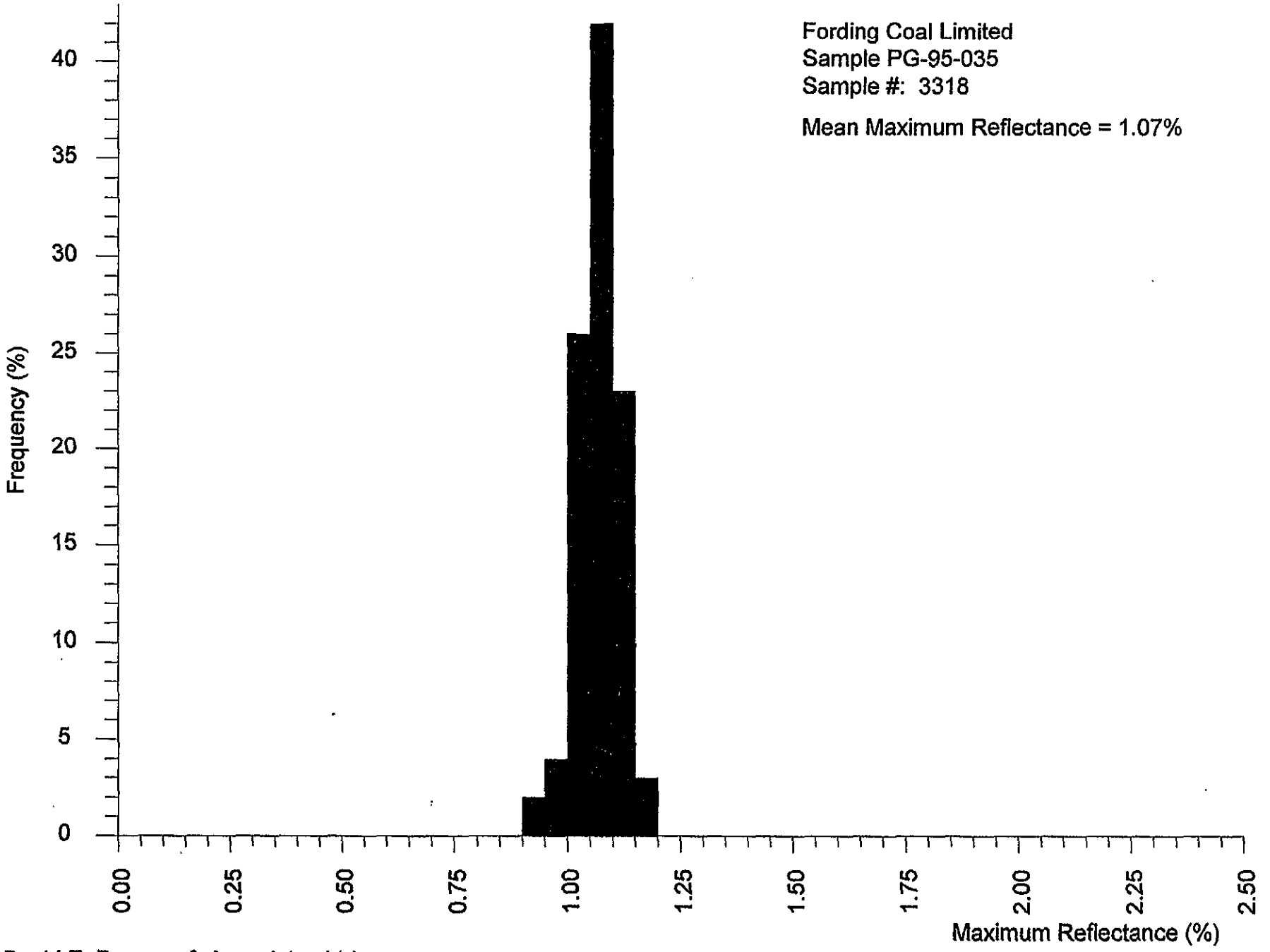

David E. Pearson & Associates Ltd.

Vitrinite Reflectance - by ISO 7404/5

Fording Coal Limited
Sample PG-95-036

RH # 2481
44.8 - 49.8

BASIC STATISTICS

Total Number of Observations	100
Mean Maximum Reflectance (Romax)	0.97
Standard Error of the mean	0.01
Coefficient of Variation	5.17
Variance	0.0025
Standard Deviation	0.0503
Skewness	0.5598
Kurtosis	3.0540

CELL STATISTICS

Cell Number	Lower Limit	Number of Observations	Frequency (%)
18	0.85	5	5.00
19	0.90	29	29.00
20	0.95	31	31.00
21	1.00	29	29.00
22	1.05	4	4.00
23	1.10	2	2.00

VITRINITE TYPE DISTRIBUTION

Vitrinite Type	Frequency (%)
V8	5.00
V9	60.00
V10	33.00
V11	2.00

VITRINITE HISTOGRAM

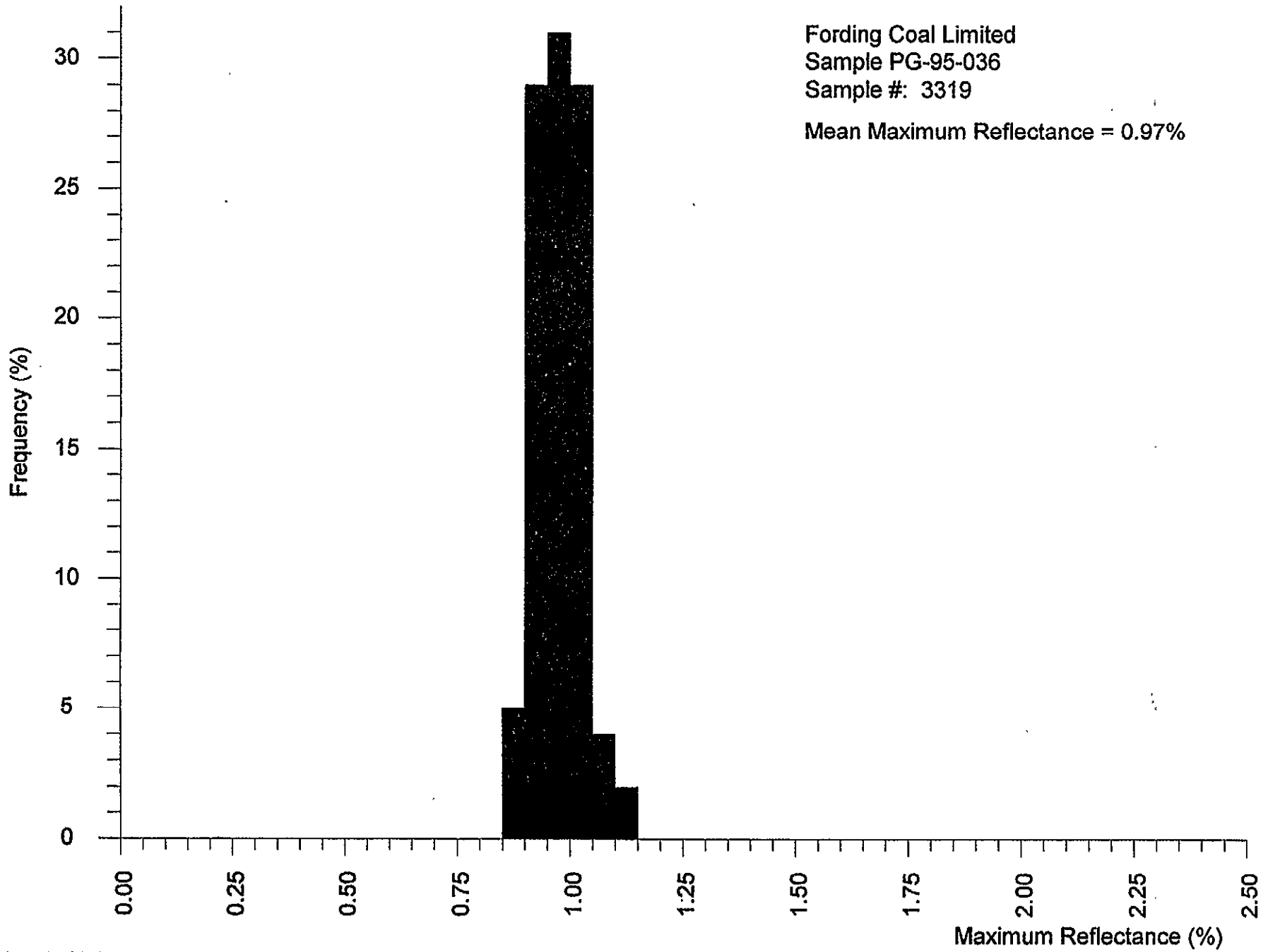

David E. Pearson & Associates Ltd.

Vitrinite Reflectance - by ISO 7404/5

Fording Coal Limited
Sample PG-95-037

RH # 2481
86.1 to 91.1

BASIC STATISTICS

Total Number of Observations	100
Mean Maximum Reflectance (Romax)	1.00
Standard Error of the mean	0.01
Coefficient of Variation	5.26
Variance	0.0028
Standard Deviation	0.0528
Skewness	0.1729
Kurtosis	3.1176

CELL STATISTICS

Cell Number	Lower Limit	Number of Observations	Frequency (%)
18	0.85	1	1.00
19	0.90	8	8.00
20	0.95	35	35.00
21	1.00	36	36.00
22	1.05	10	10.00
23	1.10	10	10.00

VITRINITE TYPE DISTRIBUTION

Vitrinite Type	Frequency (%)
V8	1.00
V9	43.00
V10	46.00
V11	10.00

VITRINITE HISTOGRAM

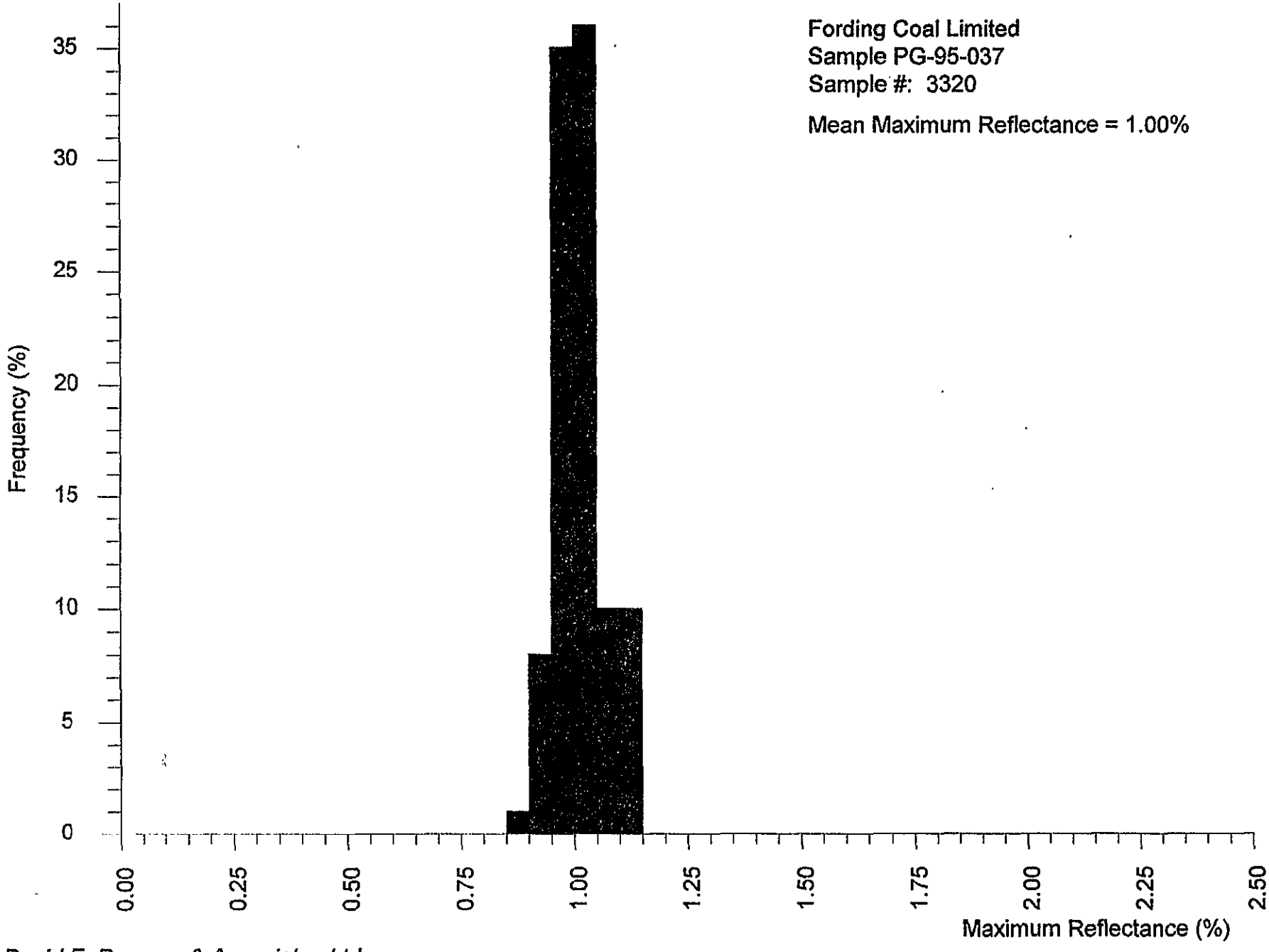

David E. Pearson & Associates Ltd.

Vitrinite Reflectance - by ISO 7404/5

Fording Coal Limited
Sample PG-95-038

RH #2481
133.8 - 136.8

BASIC STATISTICS

Total Number of Observations	100
Mean Maximum Reflectance (Romax)	1.05
Standard Error of the mean	0.00
Coefficient of Variation	3.76
Variance	0.0016
Standard Deviation	0.0395
Skewness	-0.2520
Kurtosis	3.1831

CELL STATISTICS

Cell Number	Lower Limit	Number of Observations	Frequency (%)
20	0.95	8	8.00
21	1.00	35	35.00
22	1.05	49	49.00
23	1.10	8	8.00

VITRINITE TYPE DISTRIBUTION

Vitrinite Type	Frequency (%)
V9	8.00
V10	84.00
V11	8.00

VITRINITE HISTOGRAM

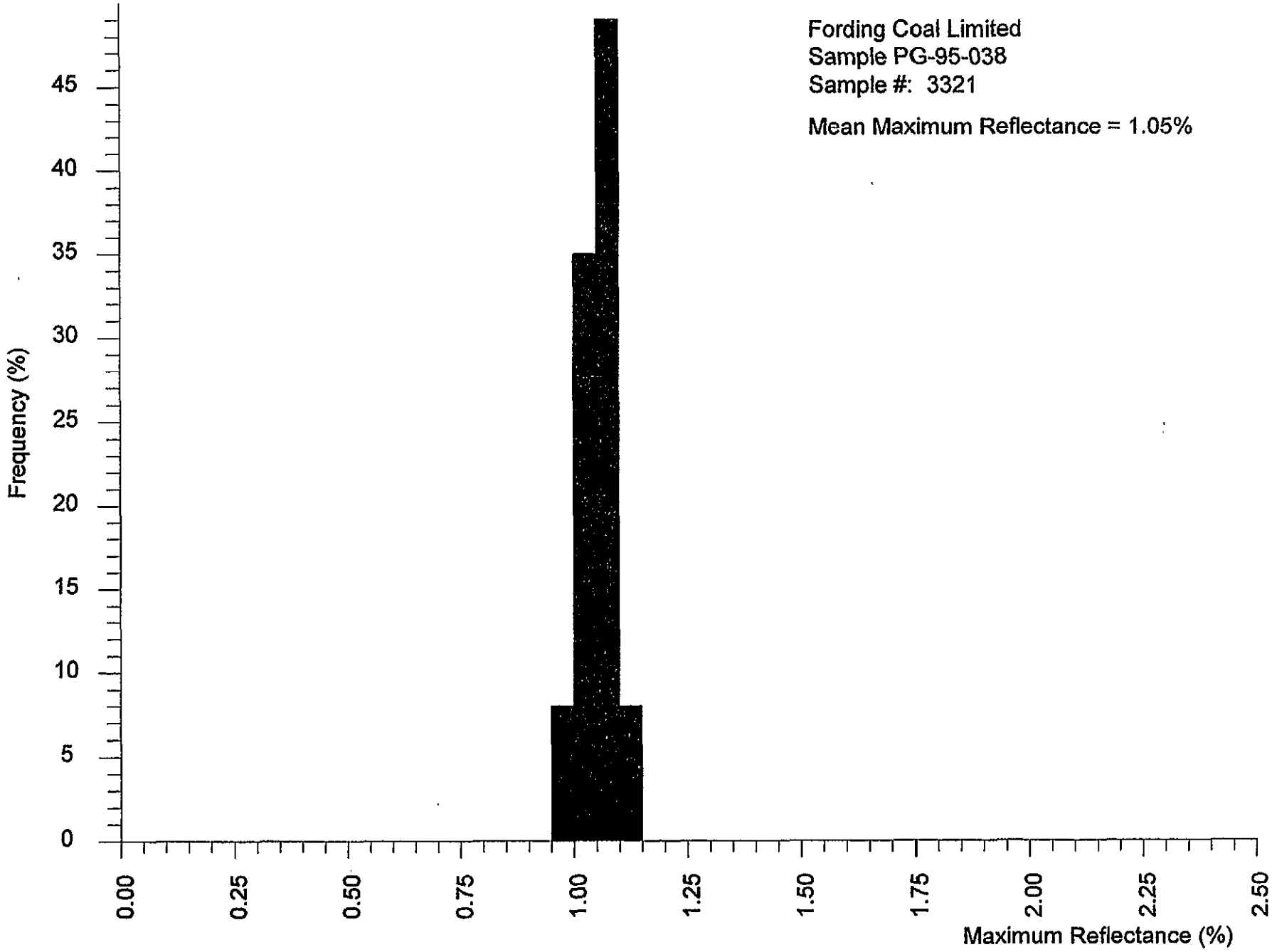

David E. Pearson & Associates Ltd.

Vitrinite Reflectance - by ISO 7404/5

Fording Coal Limited
Sample PG-95-039

RH #2481
1679- 1710

BASIC STATISTICS

Total Number of Observations	100
Mean Maximum Reflectance (Romax)	1.14
Standard Error of the mean	0.01
Coefficient of Variation	5.17
Variance	0.0035
Standard Deviation	0.0590
Skewness	-0.5204
Kurtosis	3.7842

CELL STATISTICS

Cell Number	Lower Limit	Number of Observations	Frequency (%)
20	0.95	2	2.00
21	1.00	5	5.00
22	1.05	8	8.00
23	1.10	36	36.00
24	1.15	30	30.00
25	1.20	17	17.00
26	1.25	2	2.00

VITRINITE TYPE DISTRIBUTION

Vitrinite Type	Frequency (%)
V9	2.00
V10	13.00
V11	66.00
V12	19.00

VITRINITE HISTOGRAM

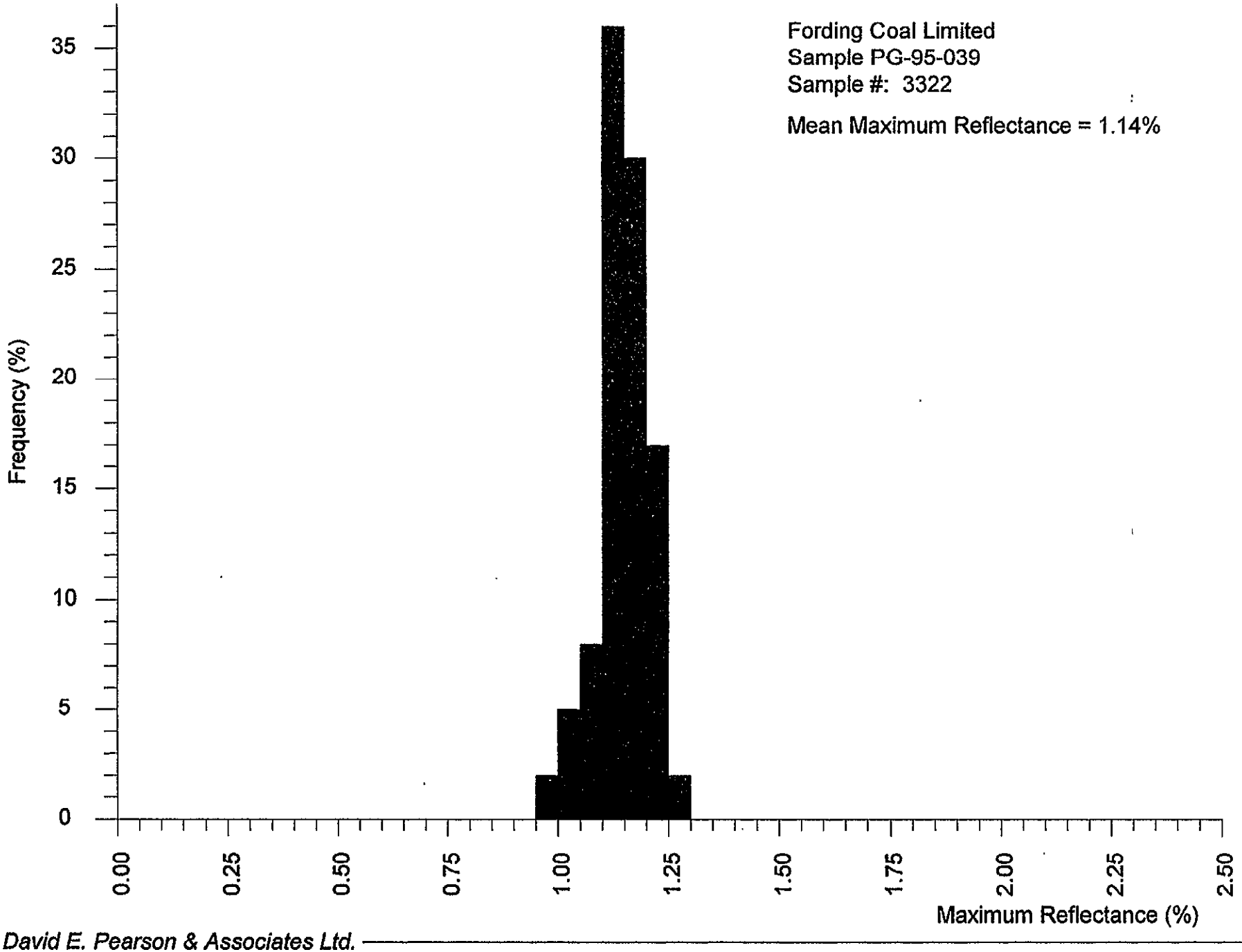

David E. Pearson & Associates Ltd.

Vitrinite Reflectance - by ISO 7404/5

Fording Coal Limited
Sample PG-95-040

RH # 2486
68.4 - 71.6

BASIC STATISTICS

Total Number of Observations	100
Mean Maximum Reflectance (Romax)	0.95
Standard Error of the mean	0.00
Coefficient of Variation	4.63
Variance	0.0019
Standard Deviation	0.0441
Skewness	-0.0517
Kurtosis	2.1235

CELL STATISTICS

Cell Number	Lower Limit	Number of Observations	Frequency (%)
18	0.85	6	6.00
19	0.90	44	44.00
20	0.95	29	29.00
21	1.00	21	21.00

VITRINITE TYPE DISTRIBUTION

Vitrinite Type	Frequency (%)
V8	6.00
V9	73.00
V10	21.00

VITRINITE HISTOGRAM

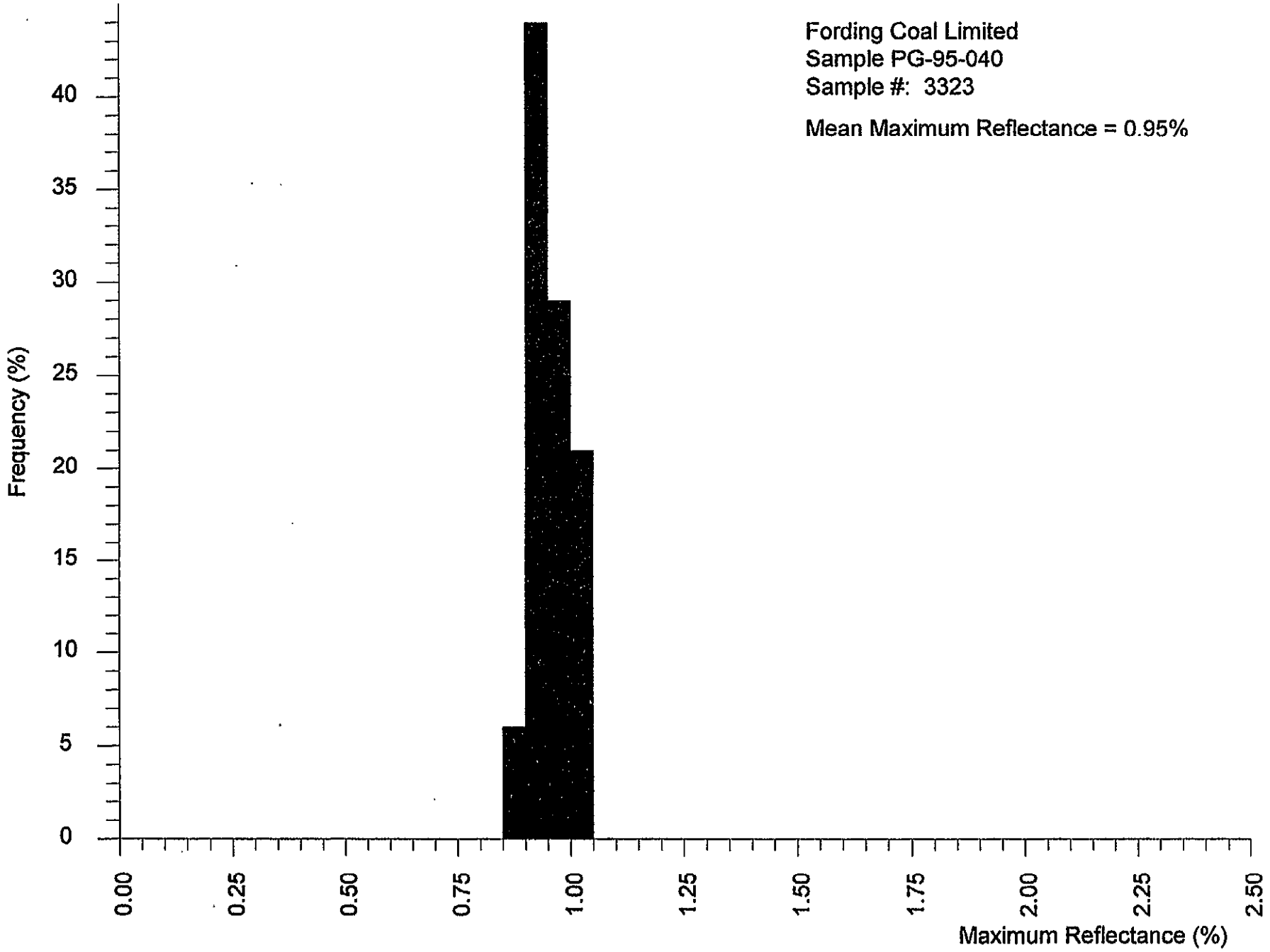

David E. Pearson & Associates Ltd.

Vitrinite Reflectance - by ISO 7404/5

Fording Coal Limited
Sample PG-95-041

RH # 2486
116 - 1183

BASIC STATISTICS

Total Number of Observations	100
Mean Maximum Reflectance (Romax)	0.98
Standard Error of the mean	0.01
Coefficient of Variation	5.38
Variance	0.0028
Standard Deviation	0.0528
Skewness	-0.0763
Kurtosis	2.5197

CELL STATISTICS

Cell Number	Lower Limit	Number of Observations	Frequency (%)
18	0.85	6	6.00
19	0.90	22	22.00
20	0.95	30	30.00
21	1.00	27	27.00
22	1.05	14	14.00
23	1.10	1	1.00

VITRINITE TYPE DISTRIBUTION

Vitrinite Type	Frequency (%)
V8	6.00
V9	52.00
V10	41.00
V11	1.00

VITRINITE HISTOGRAM

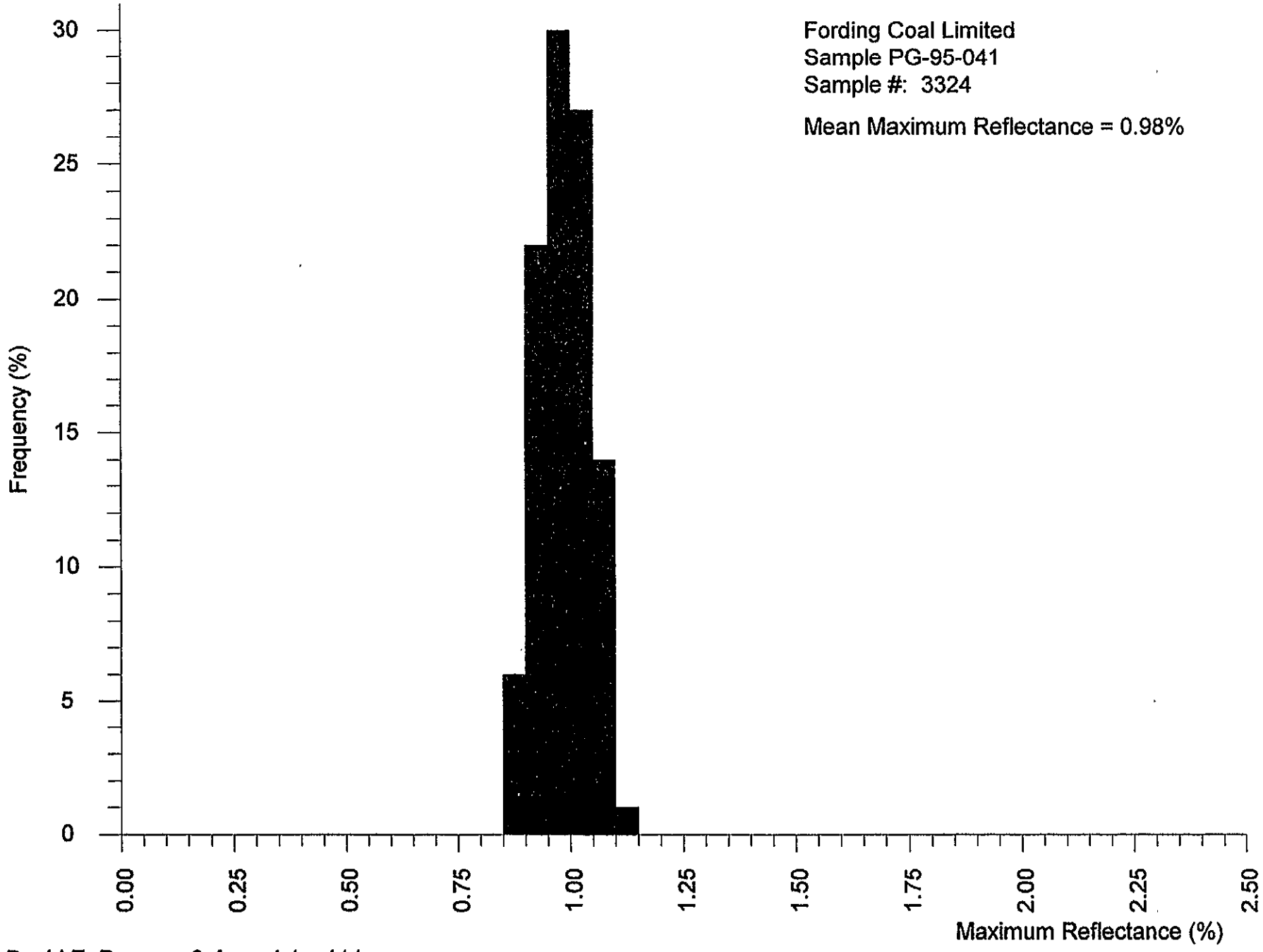

David E. Pearson & Associates Ltd.

Vitrinite Reflectance - by ISO 7404/5

Fording Coal Limited
Sample PG -95-043

RH # 2486
~~1365 - 1606~~ 2031 - 2065

BASIC STATISTICS

Total Number of Observations	100
Mean Maximum Reflectance (Romax)	1.09
Standard Error of the mean	0.01
Coefficient of Variation	5.86
Variance	0.0041
Standard Deviation	0.0637
Skewness	0.0908
Kurtosis	2.2930

CELL STATISTICS

Cell Number	Lower Limit	Number of Observations	Frequency (%)
20	0.95	4	4.00
21	1.00	28	28.00
22	1.05	22	22.00
23	1.10	23	23.00
24	1.15	20	20.00
25	1.20	3	3.00

VITRINITE TYPE DISTRIBUTION

Vitrinite Type	Frequency (%)
V9	4.00
V10	50.00
V11	43.00
V12	3.00

Vitrinite Reflectance - by ISO 7404/5

Fording Coal Limited
Sample PG-95-042

RH #2486
156.5 - 160.6

BASIC STATISTICS

Total Number of Observations	100
Mean Maximum Reflectance (Romax)	1.01
Standard Error of the mean	0.01
Coefficient of Variation	5.16
Variance	0.0027
Standard Deviation	0.0520
Skewness	0.4249
Kurtosis	3.1779

CELL STATISTICS

Cell Number	Lower Limit	Number of Observations	Frequency (%)
19	0.90	13	13.00
20	0.95	36	36.00
21	1.00	28	28.00
22	1.05	20	20.00
23	1.10	2	2.00
24	1.15	1	1.00

VITRINITE TYPE DISTRIBUTION

Vitrinite Type	Frequency (%)
V9	49.00
V10	48.00
V11	3.00

VITRINITE HISTOGRAM

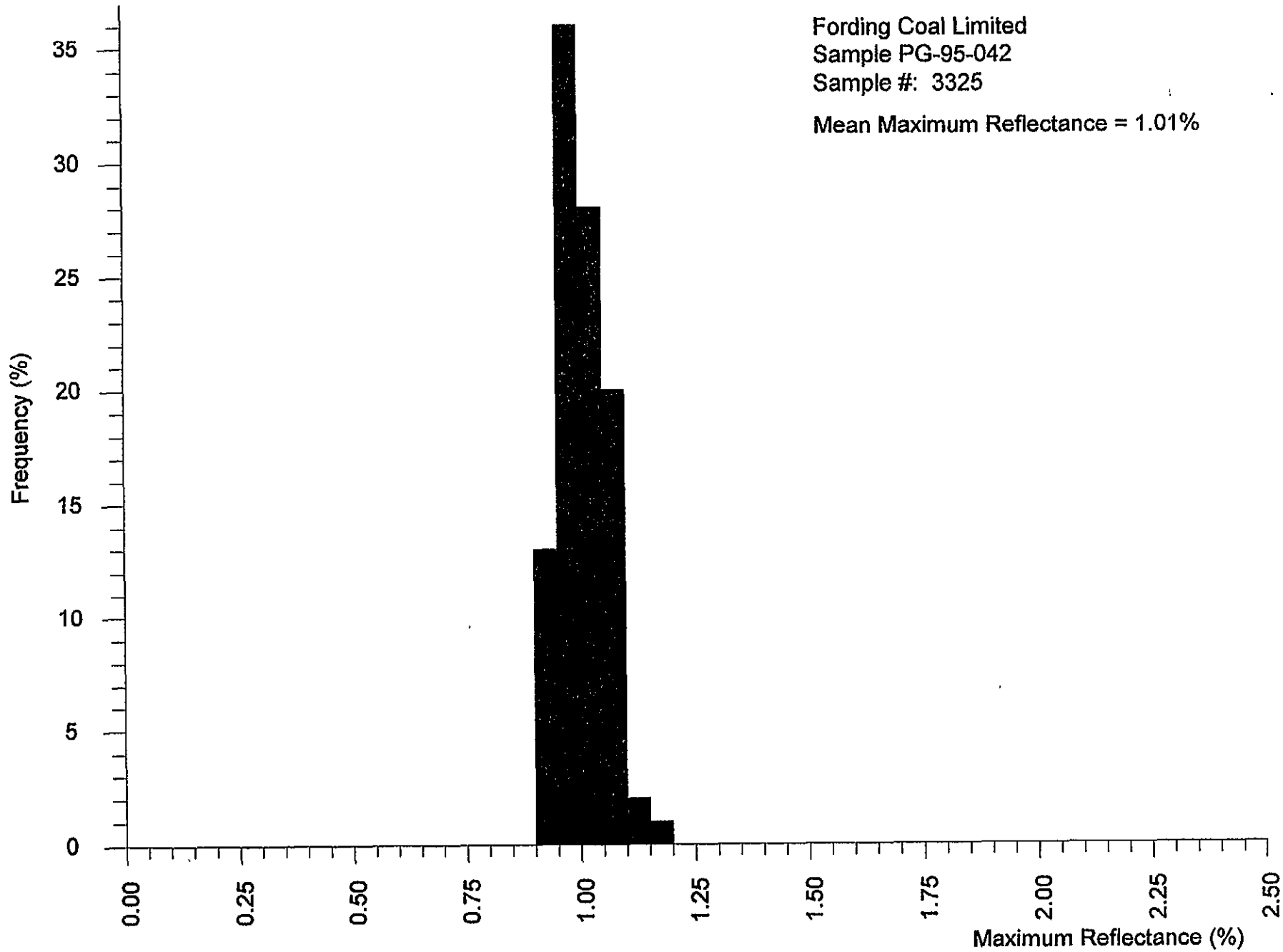

David E. Pearson & Associates Ltd.

VITRINITE HISTOGRAM

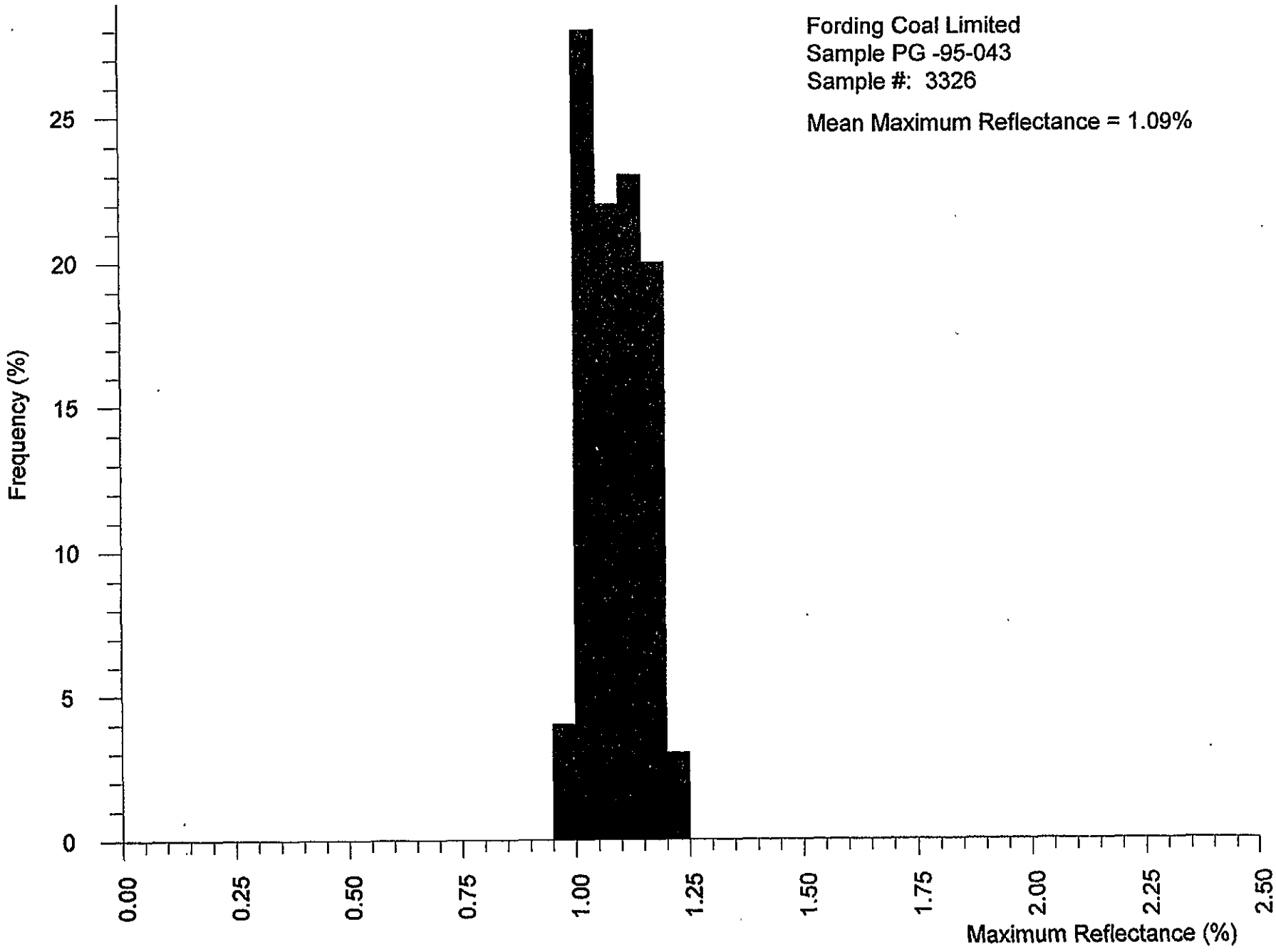

David E. Pearson & Associates Ltd.

Vitrinite Reflectance - by ISO 7404/5

Fording Coal Limited
Sample PG-95-044

RH # 2477-
56.1 - 59.5

BASIC STATISTICS

Total Number of Observations	100
Mean Maximum Reflectance (Romax)	0.94
Standard Error of the mean	0.01
Coefficient of Variation	5.59
Variance	0.0027
Standard Deviation	0.0523
Skewness	0.0581
Kurtosis	3.4179

CELL STATISTICS

Cell Number	Lower Limit	Number of Observations	Frequency (%)
17	0.80	6	6.00
18	0.85	18	18.00
19	0.90	33	33.00
20	0.95	35	35.00
21	1.00	6	6.00
22	1.05	2	2.00

VITRINITE TYPE DISTRIBUTION

Vitrinite Type	Frequency (%)
V8	24.00
V9	68.00
V10	8.00

VITRINITE HISTOGRAM

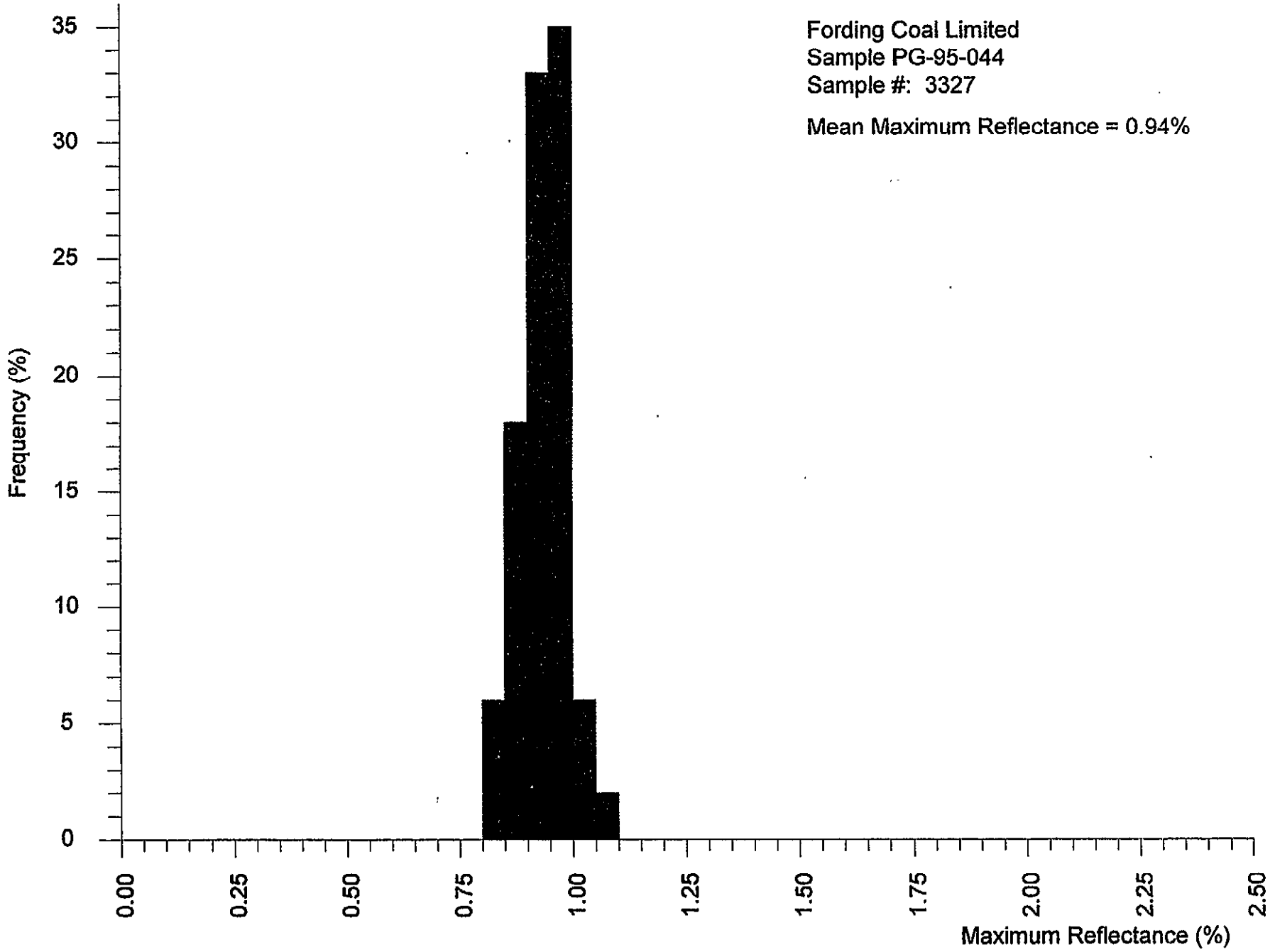

David E. Pearson & Associates Ltd.

Vitrinite Reflectance - by ISO 7404/5

Fording Coal Limited
Sample PG-95-045

RH # 2477
100.4 – 104.7

BASIC STATISTICS

Total Number of Observations	100
Mean Maximum Reflectance (Romax)	1.01
Standard Error of the mean	0.00
Coefficient of Variation	4.92
Variance	0.0025
Standard Deviation	0.0495
Skewness	-0.2182
Kurtosis	2.6760

CELL STATISTICS

Cell Number	Lower Limit	Number of Observations	Frequency (%)
18	0.85	1	1.00
19	0.90	17	17.00
20	0.95	18	18.00
21	1.00	50	50.00
22	1.05	12	12.00
23	1.10	2	2.00

VITRINITE TYPE DISTRIBUTION

Vitrinite Type	Frequency (%)
V8	1.00
V9	35.00
V10	62.00
V11	2.00

VITRINITE HISTOGRAM

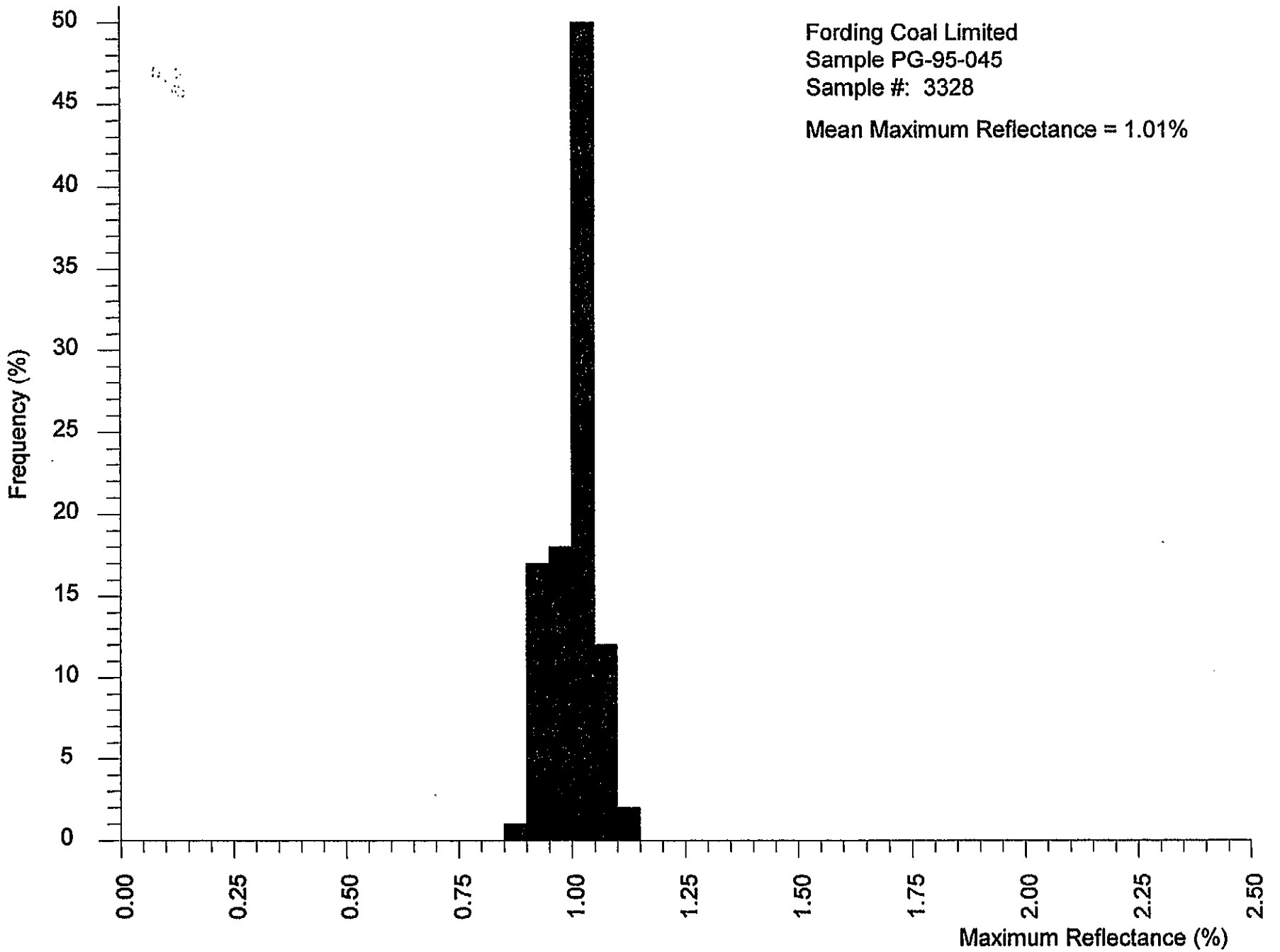

David E. Pearson & Associates Ltd.

Vitrinite Reflectance - by ISO 7404/5

Fording Coal Limited
Sample PG-95-046

RH #2477
187.5 - 189.6

BASIC STATISTICS

Total Number of Observations	100
Mean Maximum Reflectance (Romax)	1.19
Standard Error of the mean	0.01
Coefficient of Variation	5.68
Variance	0.0046
Standard Deviation	0.0678
Skewness	-0.7879
Kurtosis	2.9976

CELL STATISTICS

Cell Number	Lower Limit	Number of Observations	Frequency (%)
21	1.00	3	3.00
22	1.05	8	8.00
23	1.10	10	10.00
24	1.15	23	23.00
25	1.20	32	32.00
26	1.25	23	23.00
27	1.30	1	1.00

VITRINITE TYPE DISTRIBUTION

Vitrinite Type	Frequency (%)
V10	11.00
V11	33.00
V12	55.00
V13	1.00

David E. Pearson & Associates Ltd.

VITRINITE HISTOGRAM

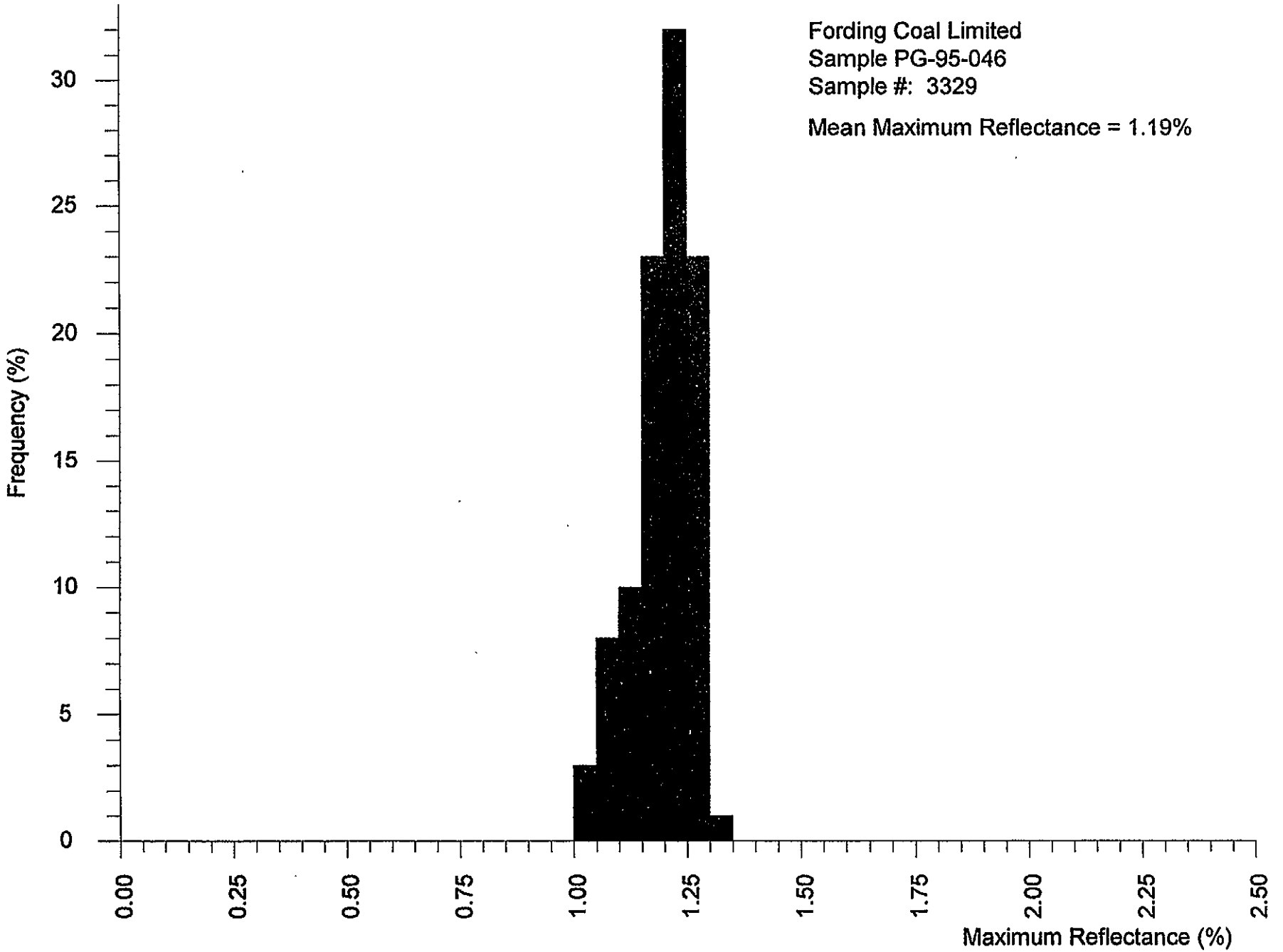

David E. Pearson & Associates Ltd.

Vitrinite Reflectance - by ISO 7404/5

Fording Coal Limited
Sample PG-95-048

RH 2476
217 - 249

BASIC STATISTICS

Total Number of Observations	100
Mean Maximum Reflectance (Romax)	1.14
Standard Error of the mean	0.00
Coefficient of Variation	3.71
Variance	0.0018
Standard Deviation	0.0425
Skewness	-0.3982
Kurtosis	3.3529

CELL STATISTICS

Cell Number	Lower Limit	Number of Observations	Frequency (%)
21	1.00	2	2.00
22	1.05	7	7.00
23	1.10	42	42.00
24	1.15	34	34.00
25	1.20	15	15.00

VITRINITE TYPE DISTRIBUTION

Vitrinite Type	Frequency (%)
V10	9.00
V11	76.00
V12	15.00

VITRINITE HISTOGRAM

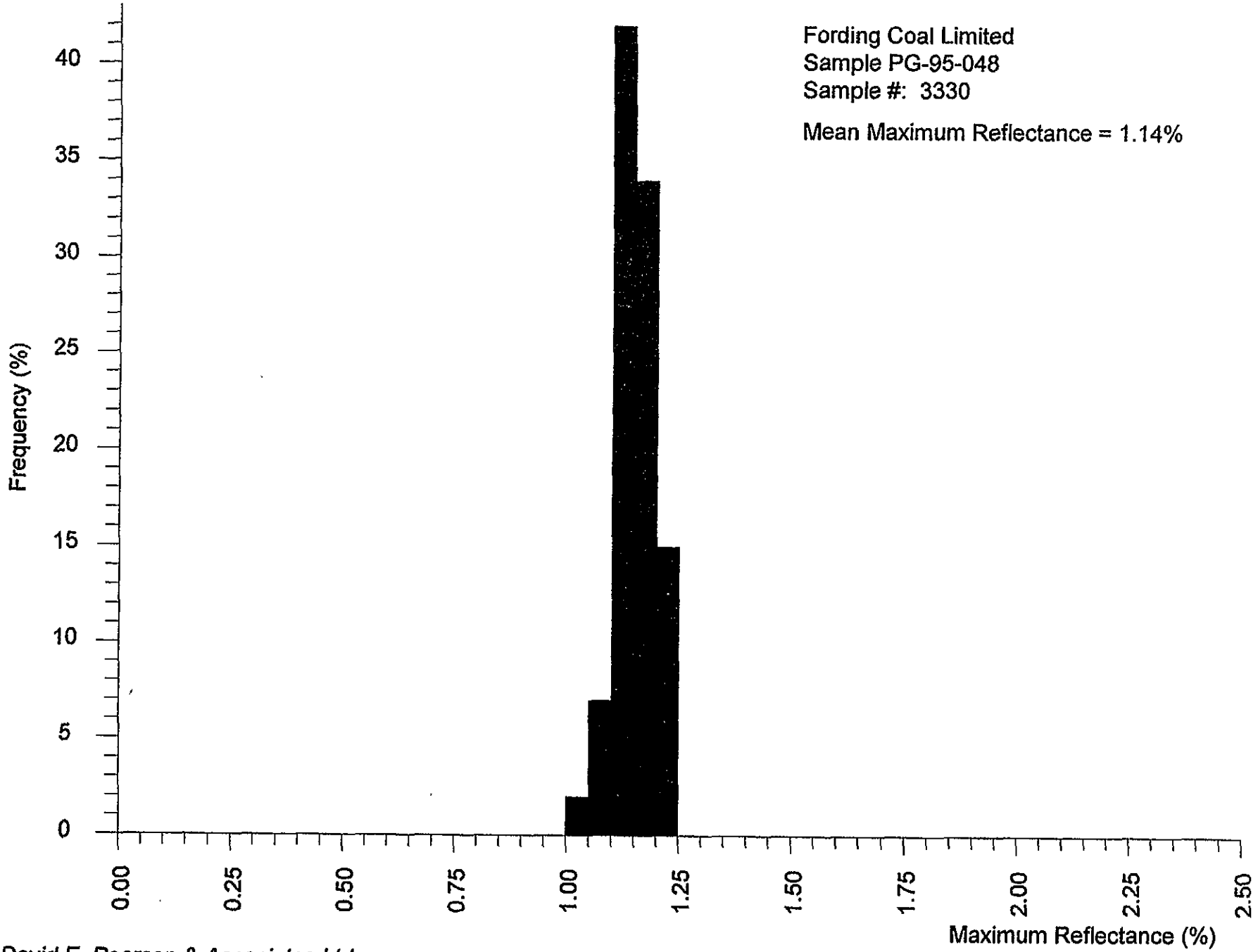

David E. Pearson & Associates Ltd.

Vitrinite Reflectance - by ISO 7404/5

Fording Coal Limited
Sample PG-95-049

RH 2476
78-1-82-2

BASIC STATISTICS

Total Number of Observations	100
Mean Maximum Reflectance (Romax)	1.19
Standard Error of the mean	0.01
Coefficient of Variation	4.71
Variance	0.0031
Standard Deviation	0.0561
Skewness	0.0282
Kurtosis	2.9958

CELL STATISTICS

Cell Number	Lower Limit	Number of Observations	Frequency (%)
22	1.05	4	4.00
23	1.10	20	20.00
24	1.15	30	30.00
25	1.20	34	34.00
26	1.25	9	9.00
27	1.30	3	3.00

VITRINITE TYPE DISTRIBUTION

Vitrinite Type	Frequency (%)
V10	4.00
V11	50.00
V12	43.00
V13	3.00

VITRINITE HISTOGRAM

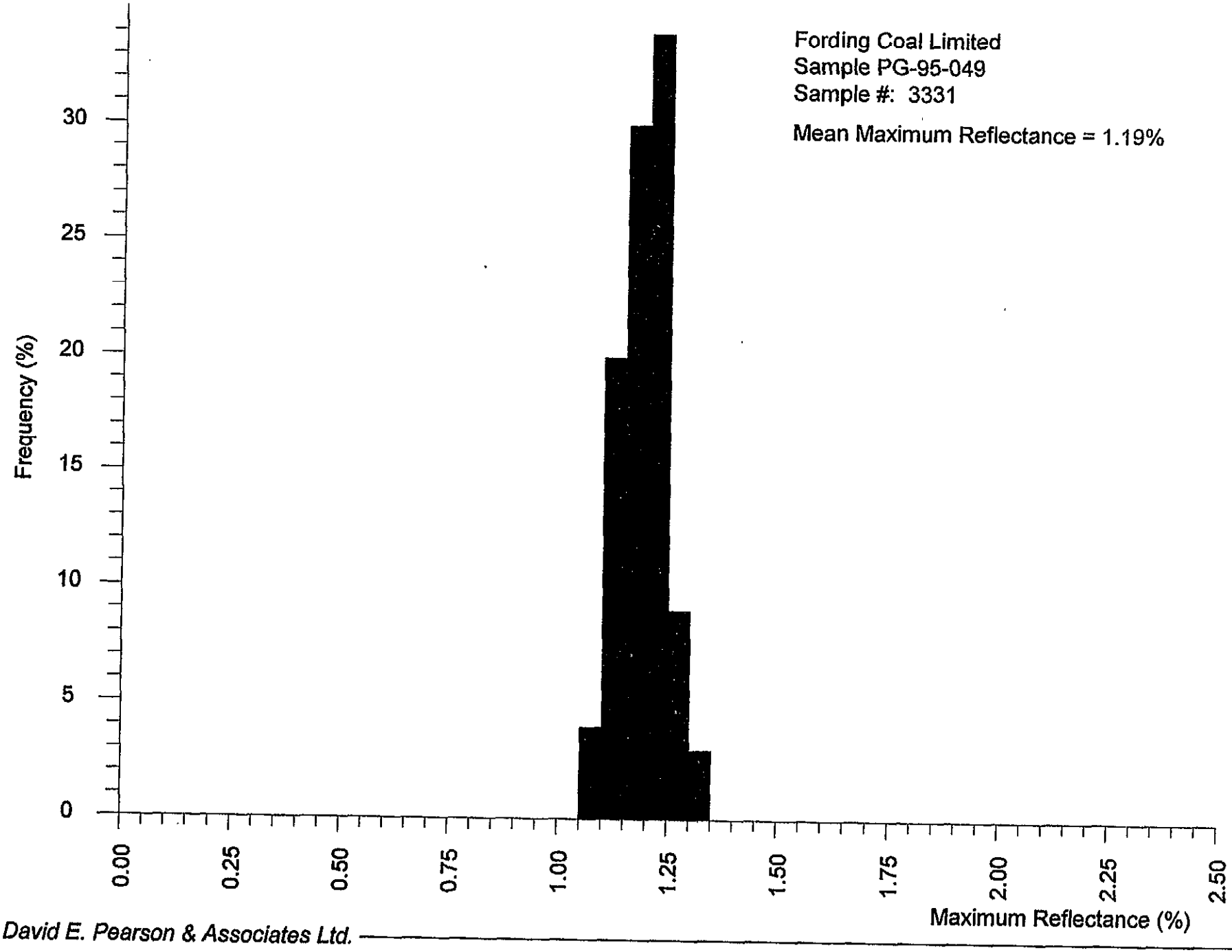

David E. Pearson & Associates Ltd.

Vitrinite Reflectance - by ISO 7404/5

Fording Coal Limited
Sample PG-95-050

RH #2476
106.4 - 108.4

BASIC STATISTICS

Total Number of Observations	100
Mean Maximum Reflectance (Romax)	1.24
Standard Error of the mean	0.01
Coefficient of Variation	5.05
Variance	0.0039
Standard Deviation	0.0626
Skewness	-0.3357
Kurtosis	2.5813

CELL STATISTICS

Cell Number	Lower Limit	Number of Observations	Frequency (%)
22	1.05	1	1.00
23	1.10	8	8.00
24	1.15	11	11.00
25	1.20	30	30.00
26	1.25	35	35.00
27	1.30	11	11.00
28	1.35	4	4.00

VITRINITE TYPE DISTRIBUTION

Vitrinite Type	Frequency (%)
V10	1.00
V11	19.00
V12	65.00
V13	15.00

VITRINITE HISTOGRAM

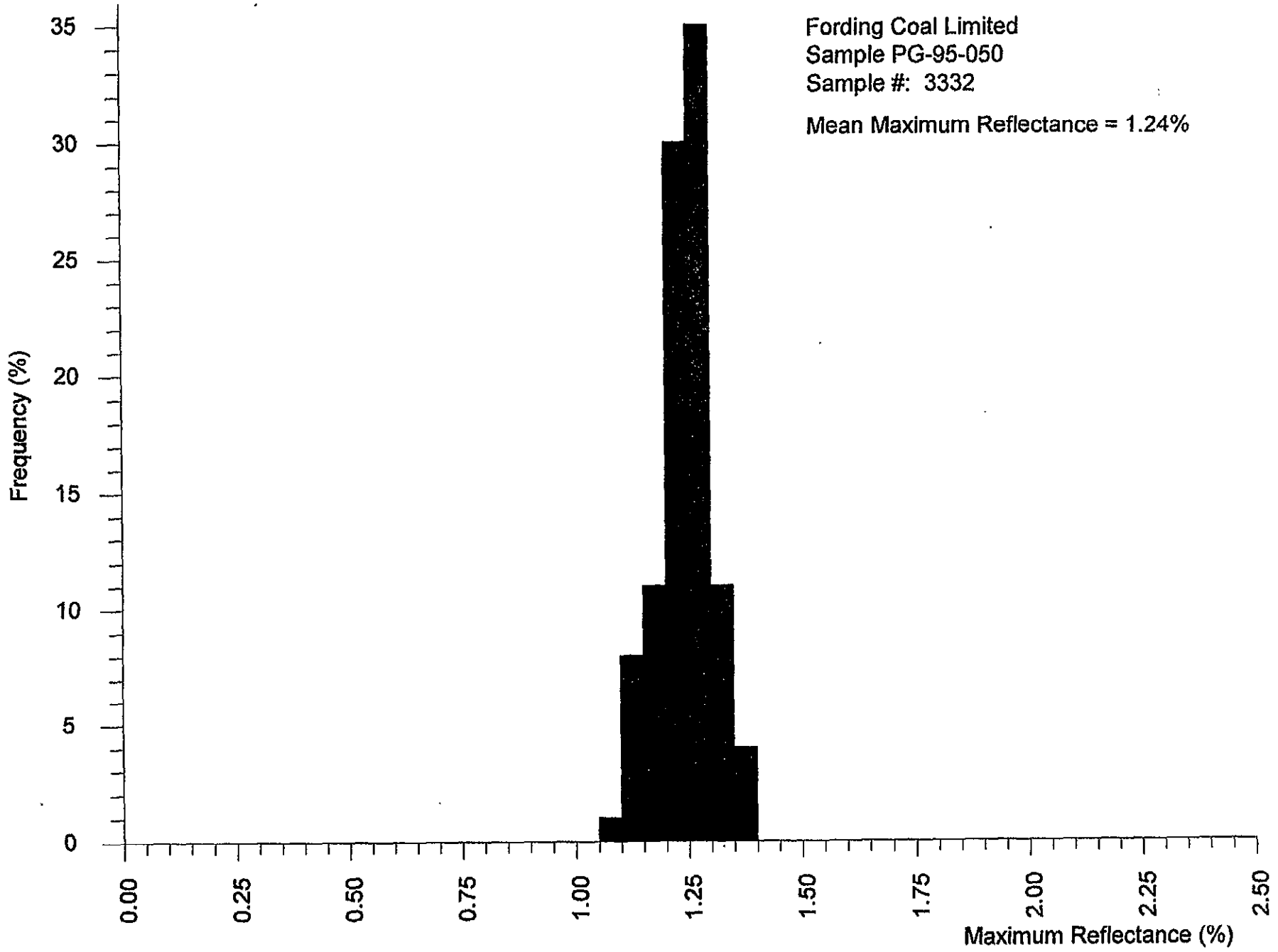

David E. Pearson & Associates Ltd.

Vitrinite Reflectance - by ISO 7404/5

Fording Coal Limited
Sample PG-95-051

RH #2476
165.1 - 170.1

BASIC STATISTICS

Total Number of Observations	100
Mean Maximum Reflectance (Romax)	1.28
Standard Error of the mean	0.00
Coefficient of Variation	3.62
Variance	0.0022
Standard Deviation	0.0464
Skewness	-0.3125
Kurtosis	2.4801

CELL STATISTICS

Cell Number	Lower Limit	Number of Observations	Frequency (%)
24	1.15	5	5.00
25	1.20	23	23.00
26	1.25	34	34.00
27	1.30	34	34.00
28	1.35	4	4.00

VITRINITE TYPE DISTRIBUTION

Vitrinite Type	Frequency (%)
V11	5.00
V12	57.00
V13	38.00

VITRINITE HISTOGRAM

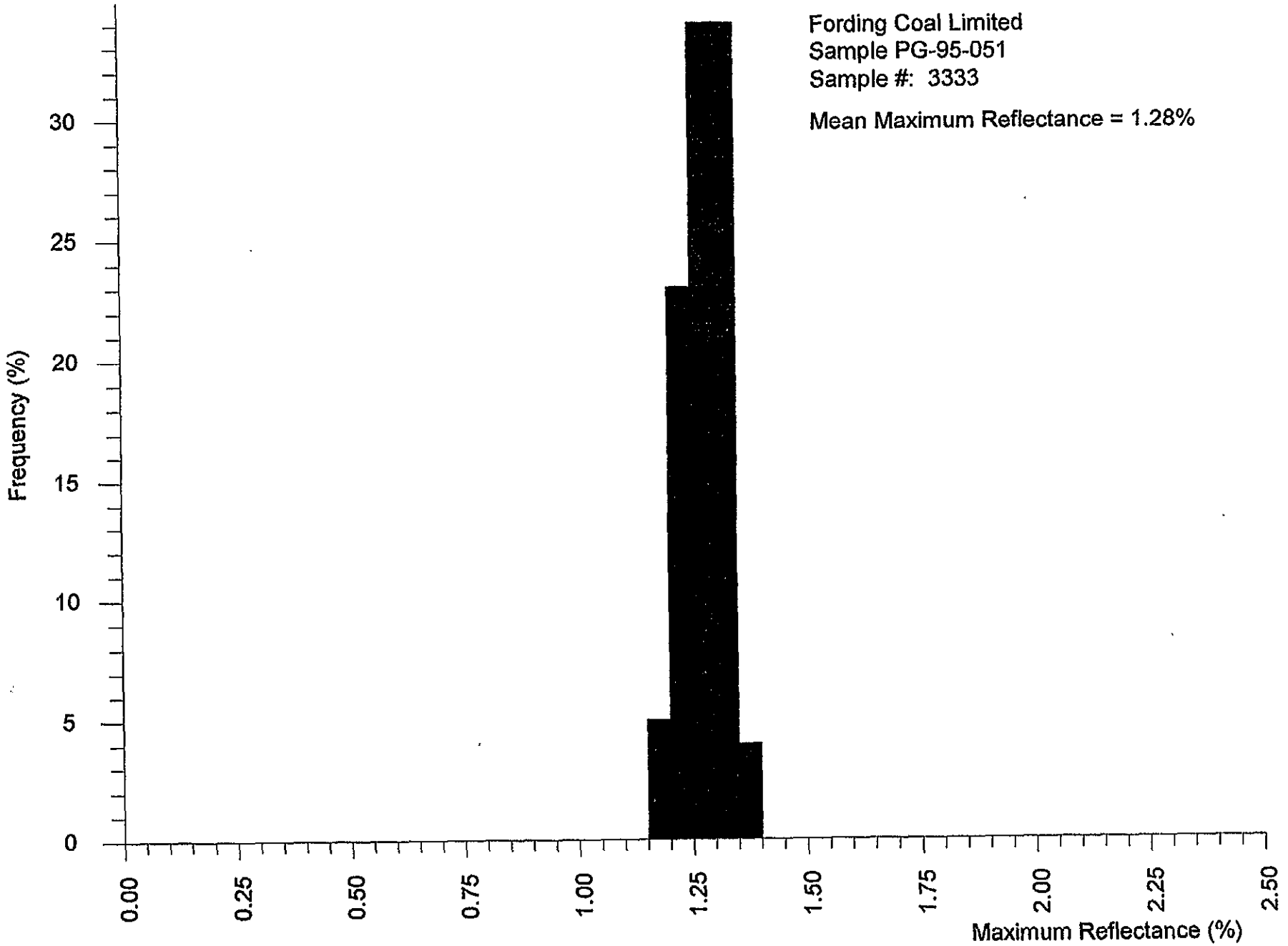

David E. Pearson & Associates Ltd.

Vitrinite Reflectance - by ISO 7404/5

Fording Coal Limited
Sample PG-95-052

RH # 2449
530- 556

BASIC STATISTICS

Total Number of Observations	100
Mean Maximum Reflectance (Romax)	0.99
Standard Error of the mean	0.01
Coefficient of Variation	7.65
Variance	0.0057
Standard Deviation	0.0757
Skewness	0.4376
Kurtosis	2.3249

CELL STATISTICS

Cell Number	Lower Limit	Number of Observations	Frequency (%)
17	0.80	1	1.00
18	0.85	7	7.00
19	0.90	27	27.00
20	0.95	29	29.00
21	1.00	6	6.00
22	1.05	18	18.00
23	1.10	10	10.00
24	1.15	2	2.00

VITRINITE TYPE DISTRIBUTION

Vitrinite Type	Frequency (%)
V8	8.00
V9	56.00
V10	24.00
V11	12.00

PROBABILITY PLOT

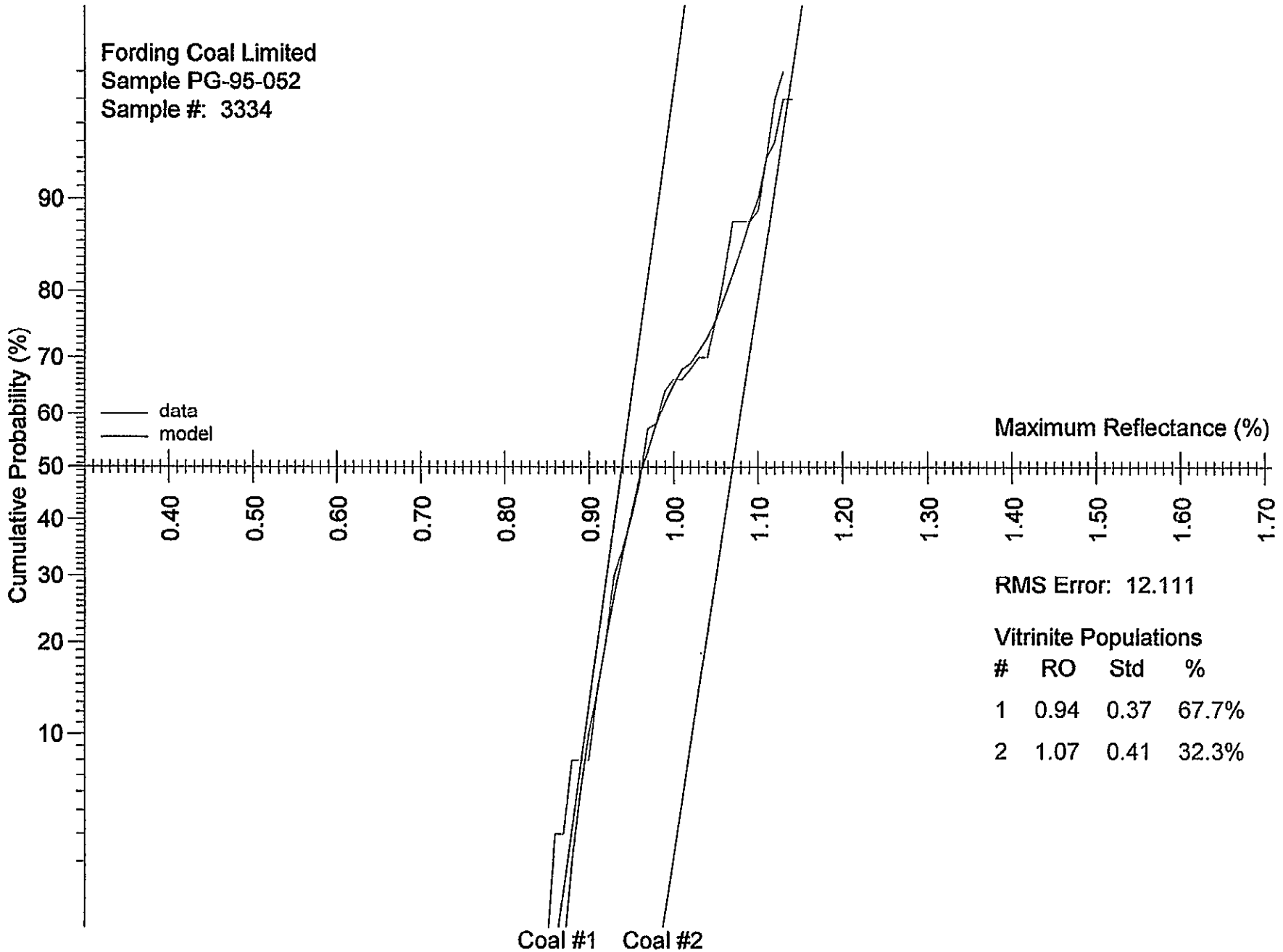

David E. Pearson & Associates Ltd.

VITRINITE HISTOGRAM

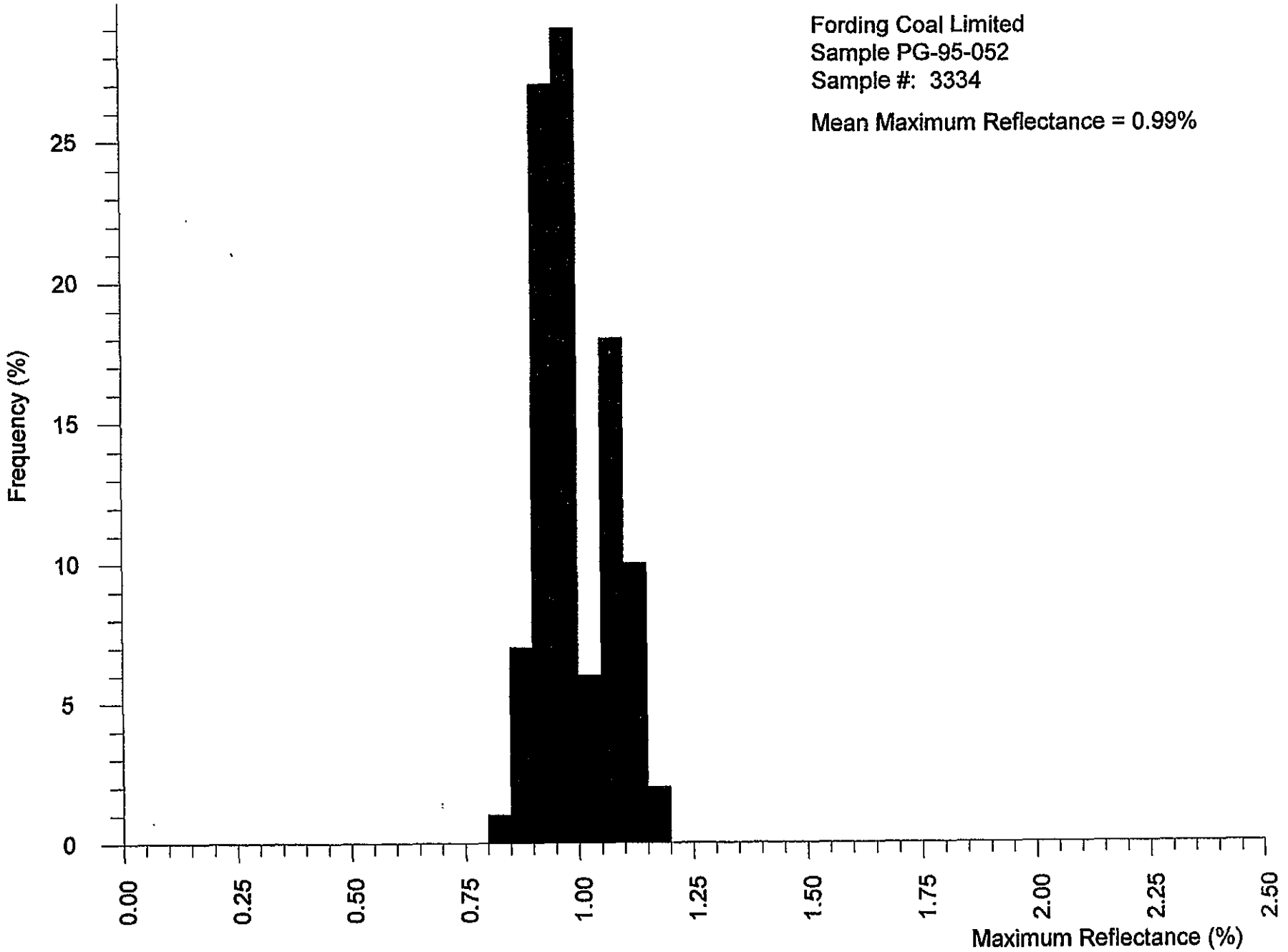

David E. Pearson & Associates Ltd.

Vitrinite Reflectance - by ISO 7404/5

Fording Coal Limited
Sample PG-95-053

RH # 2449
100·3 - 106·1

BASIC STATISTICS

Total Number of Observations	100
Mean Maximum Reflectance (Romax)	1.01
Standard Error of the mean	0.01
Coefficient of Variation	5.68
Variance	0.0033
Standard Deviation	0.0574
Skewness	0.2314
Kurtosis	2.2994

CELL STATISTICS

Cell Number	Lower Limit	Number of Observations	Frequency (%)
19	0.90	15	15.00
20	0.95	28	28.00
21	1.00	28	28.00
22	1.05	19	19.00
23	1.10	10	10.00

VITRINITE TYPE DISTRIBUTION

Vitrinite Type	Frequency (%)
V9	43.00
V10	47.00
V11	10.00

VITRINITE HISTOGRAM

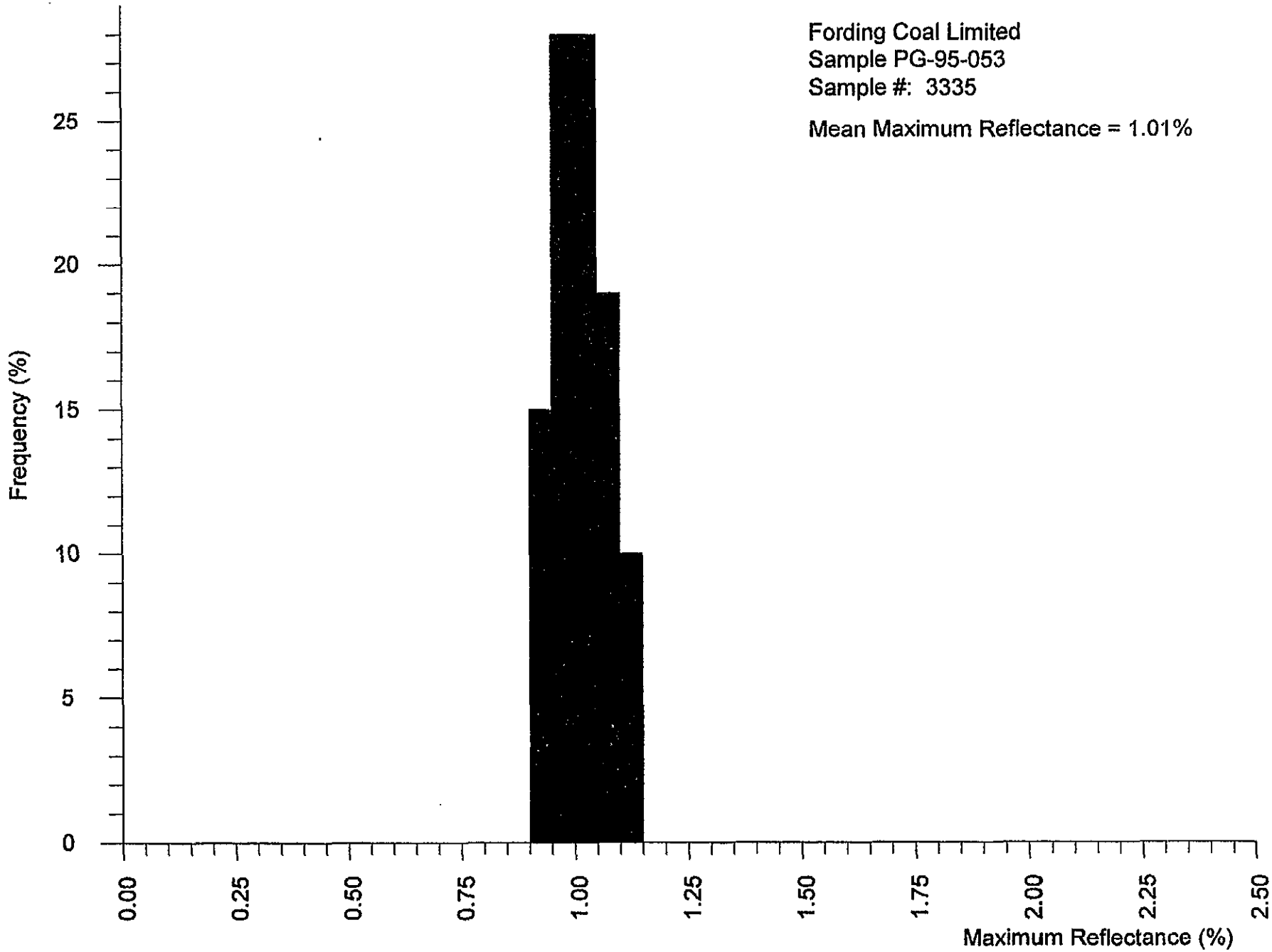

David E. Pearson & Associates Ltd.

Vitrinite Reflectance - by ISO 7404/5

Fording Coal Limited
Sample PG-95-054

RH # 2449
119.7 - 122.4

BASIC STATISTICS

Total Number of Observations	100
Mean Maximum Reflectance (Romax)	1.01
Standard Error of the mean	0.00
Coefficient of Variation	4.13
Variance	0.0017
Standard Deviation	0.0415
Skewness	0.1097
Kurtosis	2.7837

CELL STATISTICS

Cell Number	Lower Limit	Number of Observations	Frequency (%)
19	0.90	7	7.00
20	0.95	33	33.00
21	1.00	40	40.00
22	1.05	18	18.00
23	1.10	2	2.00

VITRINITE TYPE DISTRIBUTION

Vitrinite Type	Frequency (%)
V9	40.00
V10	58.00
V11	2.00

VITRINITE HISTOGRAM

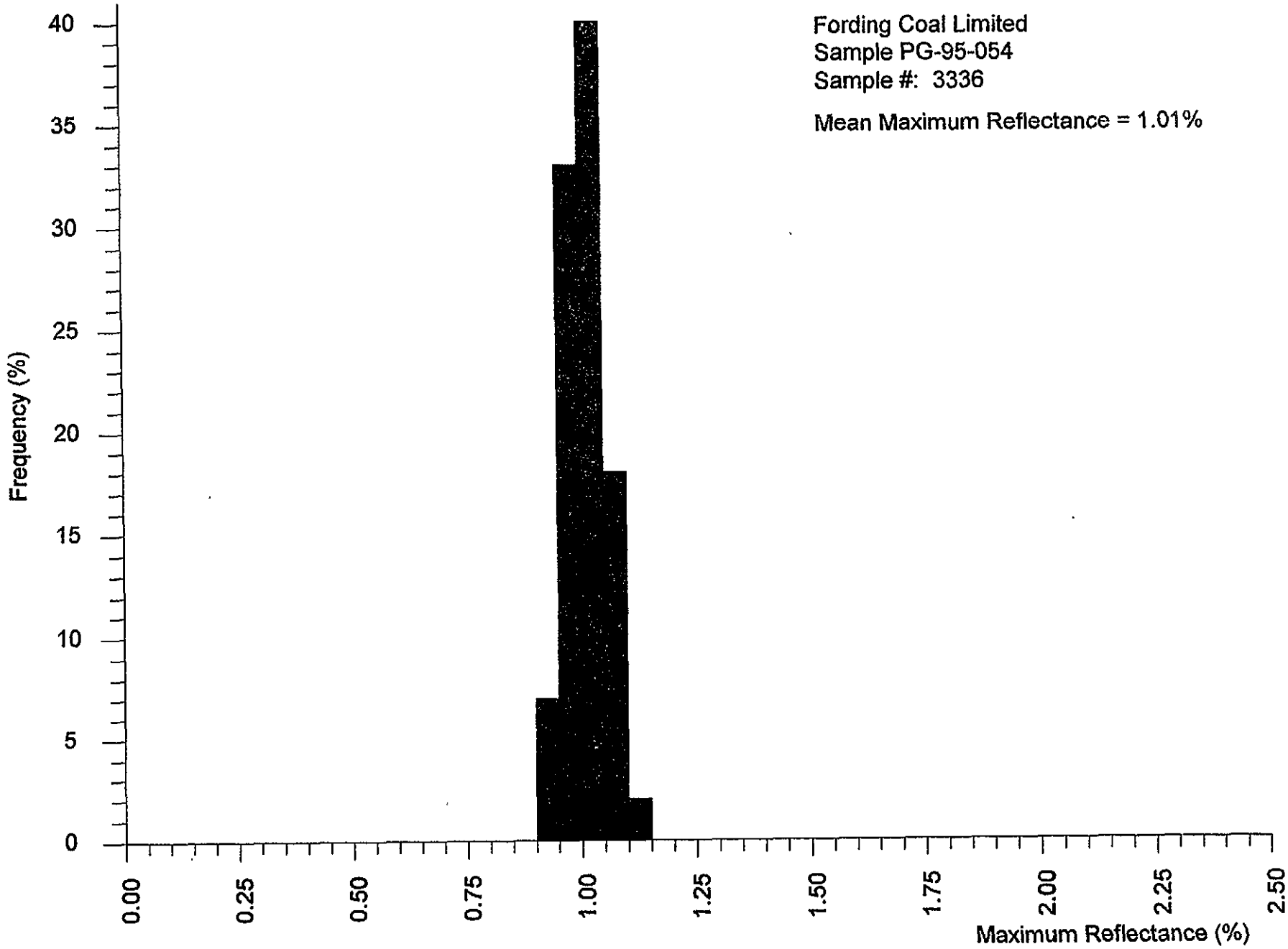

David E. Pearson & Associates Ltd.

Vitrinite Reflectance - by ISO 7404/5

Fording Coal Limited
Sample PG-95-055

RH #2449
131.8 - 135.5

BASIC STATISTICS

Total Number of Observations	100
Mean Maximum Reflectance (Romax)	1.03
Standard Error of the mean	0.00
Coefficient of Variation	4.62
Variance	0.0022
Standard Deviation	0.0474
Skewness	-0.3043
Kurtosis	2.9625

CELL STATISTICS

Cell Number	Lower Limit	Number of Observations	Frequency (%)
18	0.85	1	1.00
19	0.90	7	7.00
20	0.95	18	18.00
21	1.00	42	42.00
22	1.05	28	28.00
23	1.10	3	3.00
24	1.15	1	1.00

VITRINITE TYPE DISTRIBUTION

Vitrinite Type	Frequency (%)
V8	1.00
V9	25.00
V10	70.00
V11	4.00

VITRINITE HISTOGRAM

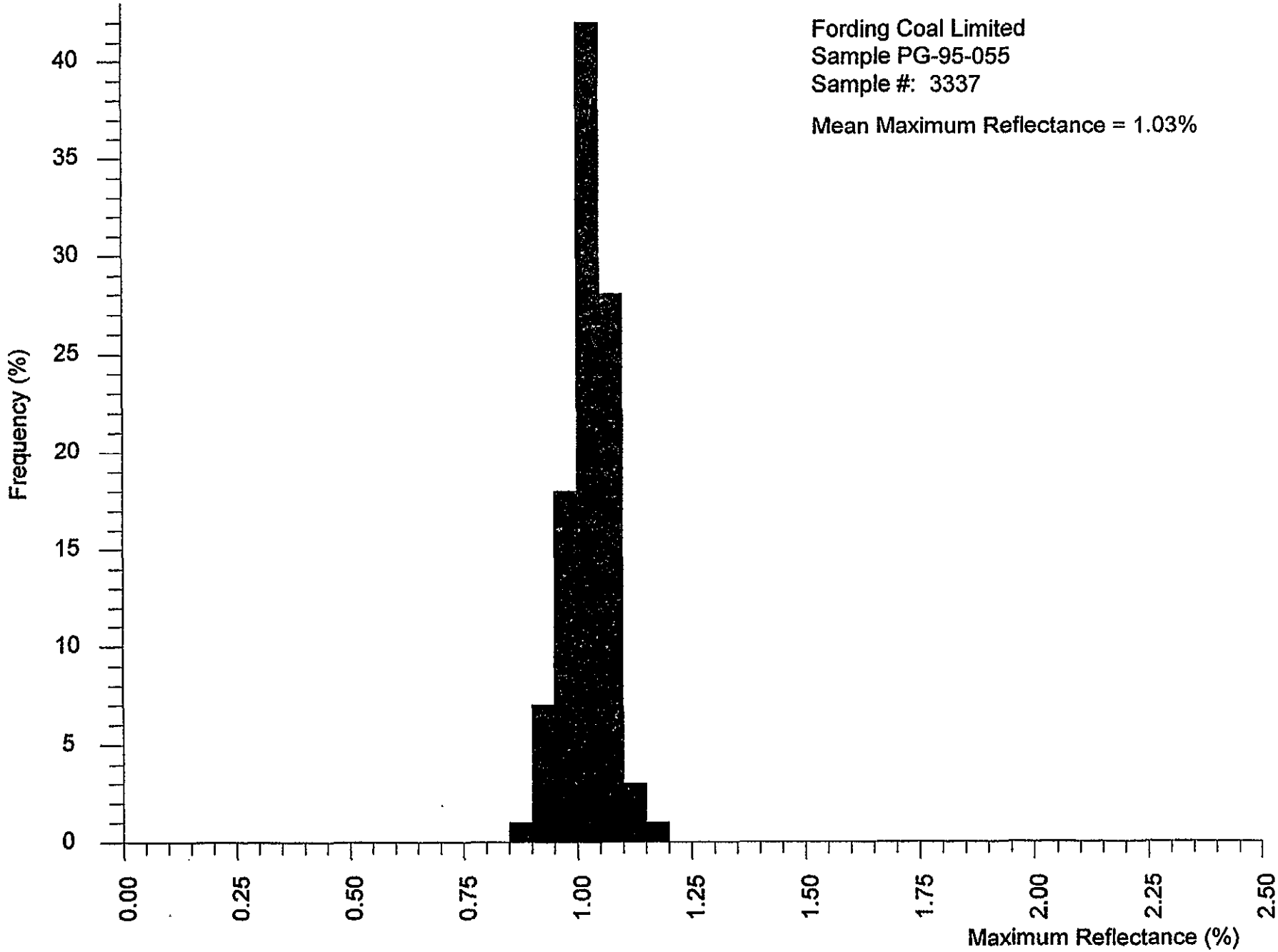

David E. Pearson & Associates Ltd.

Vitrinite Reflectance - by ISO 7404/5

Fording Coal Limited
Sample PG-95-056

RH # 2449
148.9 - 153.3

BASIC STATISTICS

Total Number of Observations	100
Mean Maximum Reflectance (Romax)	1.10
Standard Error of the mean	0.01
Coefficient of Variation	5.49
Variance	0.0036
Standard Deviation	0.0602
Skewness	-0.2628
Kurtosis	2.7181

CELL STATISTICS

Cell Number	Lower Limit	Number of Observations	Frequency (%)
19	0.90	1	1.00
20	0.95	7	7.00
21	1.00	14	14.00
22	1.05	27	27.00
23	1.10	30	30.00
24	1.15	17	17.00
25	1.20	4	4.00

VITRINITE TYPE DISTRIBUTION

Vitrinite Type	Frequency (%)
V9	8.00
V10	41.00
V11	47.00
V12	4.00

VITRINITE HISTOGRAM

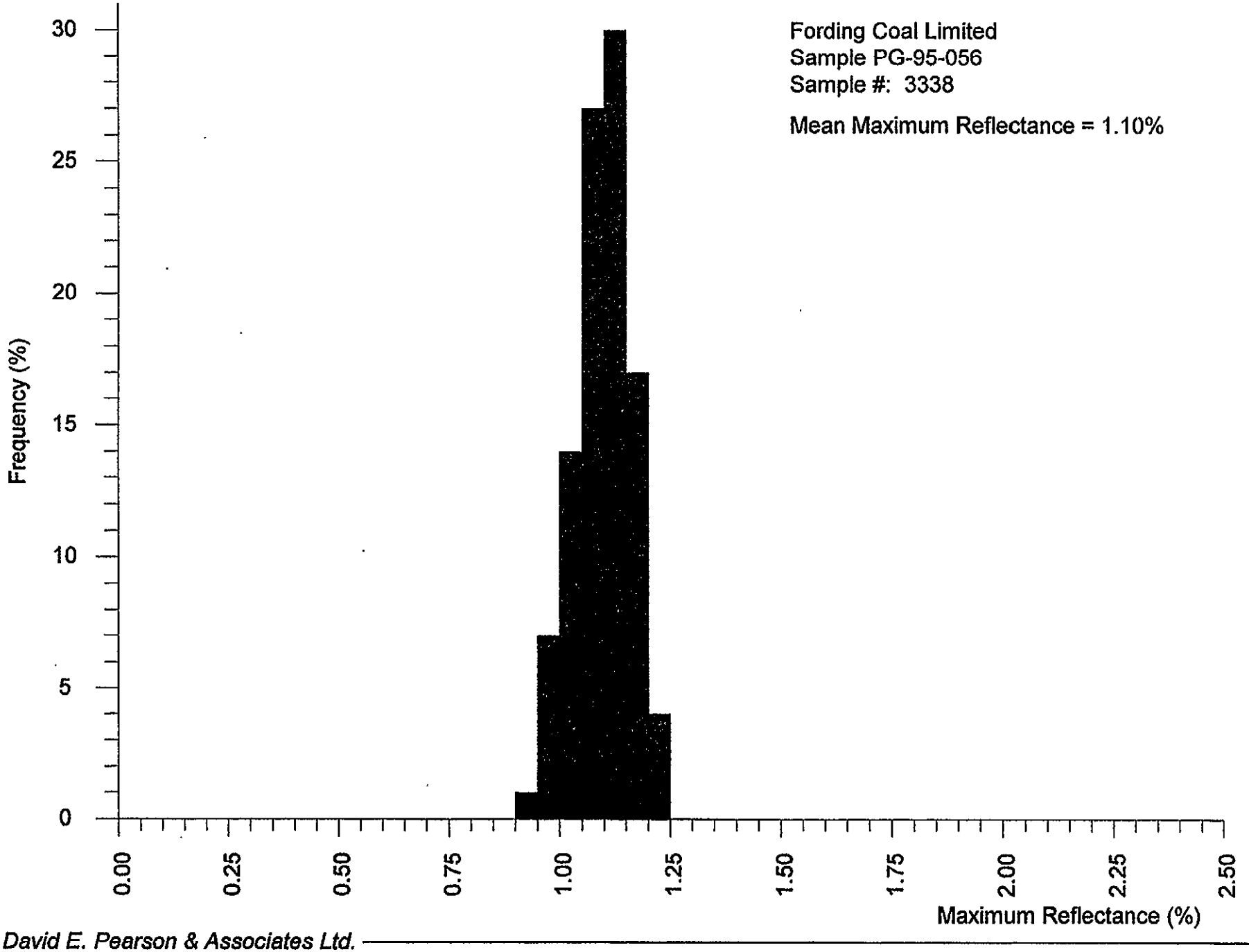

David E. Pearson & Associates Ltd.

Vitrinite Reflectance - by ISO 7404/5

Fording Coal Limited
Sample PG-95-057

RH #2449
219.4 - 22KS

BASIC STATISTICS

Total Number of Observations	100
Mean Maximum Reflectance (Romax)	1.21
Standard Error of the mean	0.01
Coefficient of Variation	4.71
Variance	0.0033
Standard Deviation	0.0571
Skewness	-0.8582
Kurtosis	3.3760

CELL STATISTICS

Cell Number	Lower Limit	Number of Observations	Frequency (%)
21	1.00	1	1.00
22	1.05	4	4.00
23	1.10	7	7.00
24	1.15	21	21.00
25	1.20	33	33.00
26	1.25	33	33.00
27	1.30	1	1.00

VITRINITE TYPE DISTRIBUTION

Vitrinite Type	Frequency (%)
V10	5.00
V11	28.00
V12	66.00
V13	1.00

VITRINITE HISTOGRAM

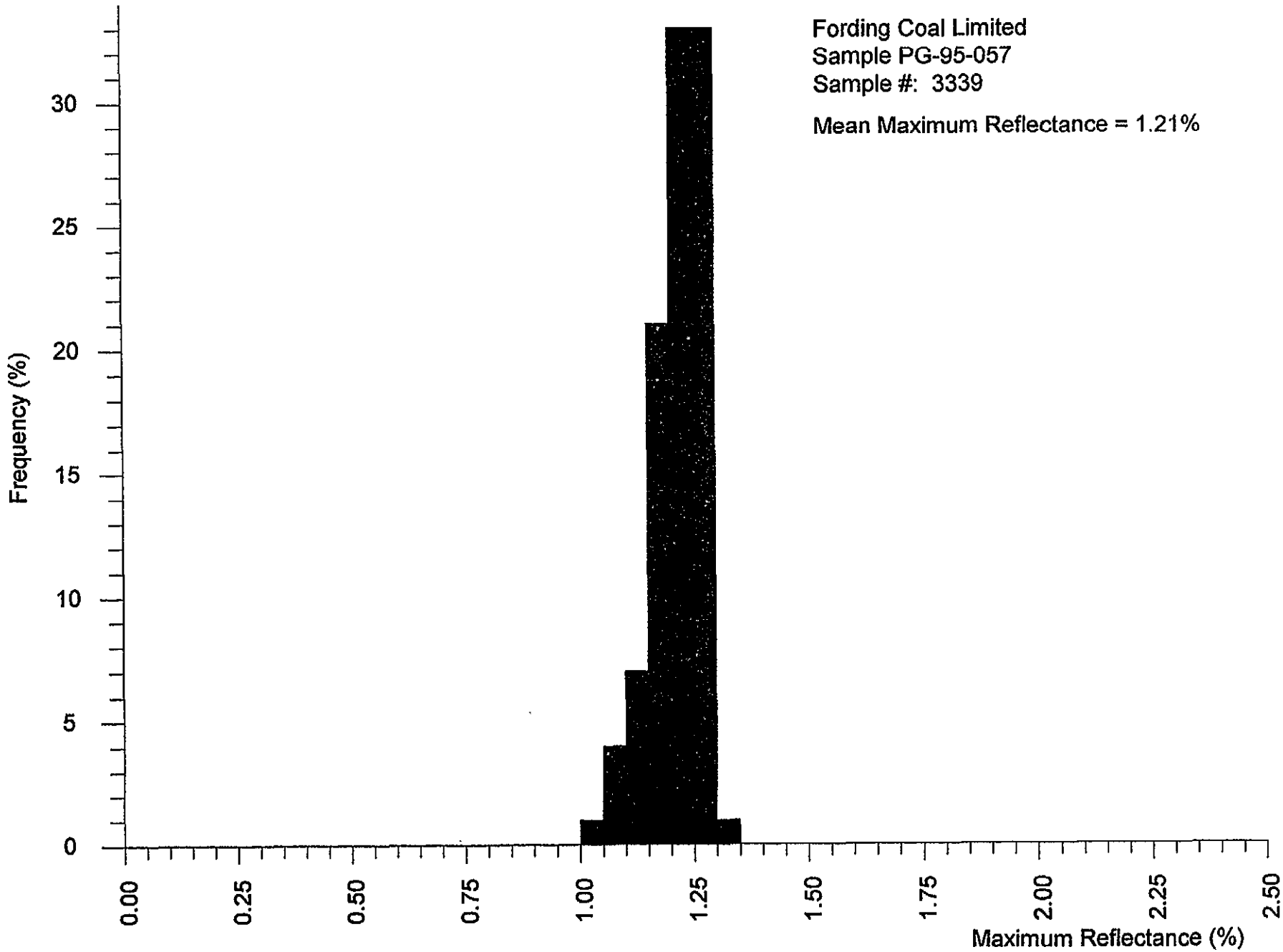

David E. Pearson & Associates Ltd.

Vitrinite Reflectance - by ISO 7404/5

Fording Coal Limited
Sample PG-95-058

RH # 2450
32.5 - 35.4

BASIC STATISTICS

Total Number of Observations	100
Mean Maximum Reflectance (Romax)	1.00
Standard Error of the mean	0.00
Coefficient of Variation	4.97
Variance	0.0025
Standard Deviation	0.0495
Skewness	-0.1318
Kurtosis	2.8764

CELL STATISTICS

Cell Number	Lower Limit	Number of Observations	Frequency (%)
18	0.85	2	2.00
19	0.90	13	13.00
20	0.95	29	29.00
21	1.00	40	40.00
22	1.05	15	15.00
23	1.10	1	1.00

VITRINITE TYPE DISTRIBUTION

Vitrinite Type	Frequency (%)
V8	2.00
V9	42.00
V10	55.00
V11	1.00

VITRINITE HISTOGRAM

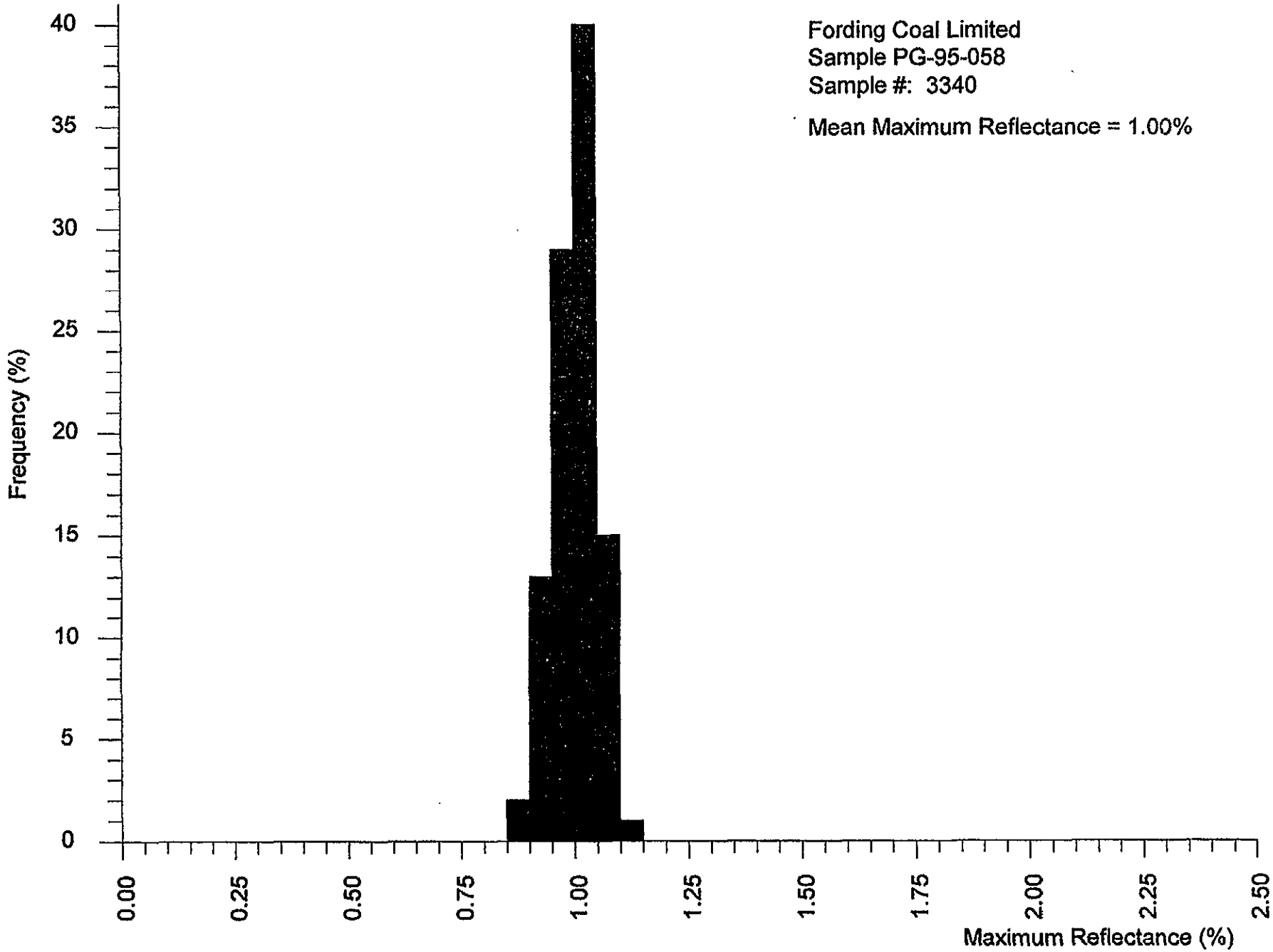

David E. Pearson & Associates Ltd.

Vitrinite Reflectance - by ISO 7404/5

Fording Coal Limited
Sample PG-95-059

RH # 2450
732-760

BASIC STATISTICS

Total Number of Observations	100
Mean Maximum Reflectance (Romax)	1.11
Standard Error of the mean	0.00
Coefficient of Variation	4.37
Variance	0.0023
Standard Deviation	0.0484
Skewness	-0.1326
Kurtosis	3.0860

CELL STATISTICS

Cell Number	Lower Limit	Number of Observations	Frequency (%)
20	0.95	2	2.00
21	1.00	9	9.00
22	1.05	27	27.00
23	1.10	39	39.00
24	1.15	20	20.00
25	1.20	3	3.00

VITRINITE TYPE DISTRIBUTION

Vitrinite Type	Frequency (%)
V9	2.00
V10	36.00
V11	59.00
V12	3.00

VITRINITE HISTOGRAM

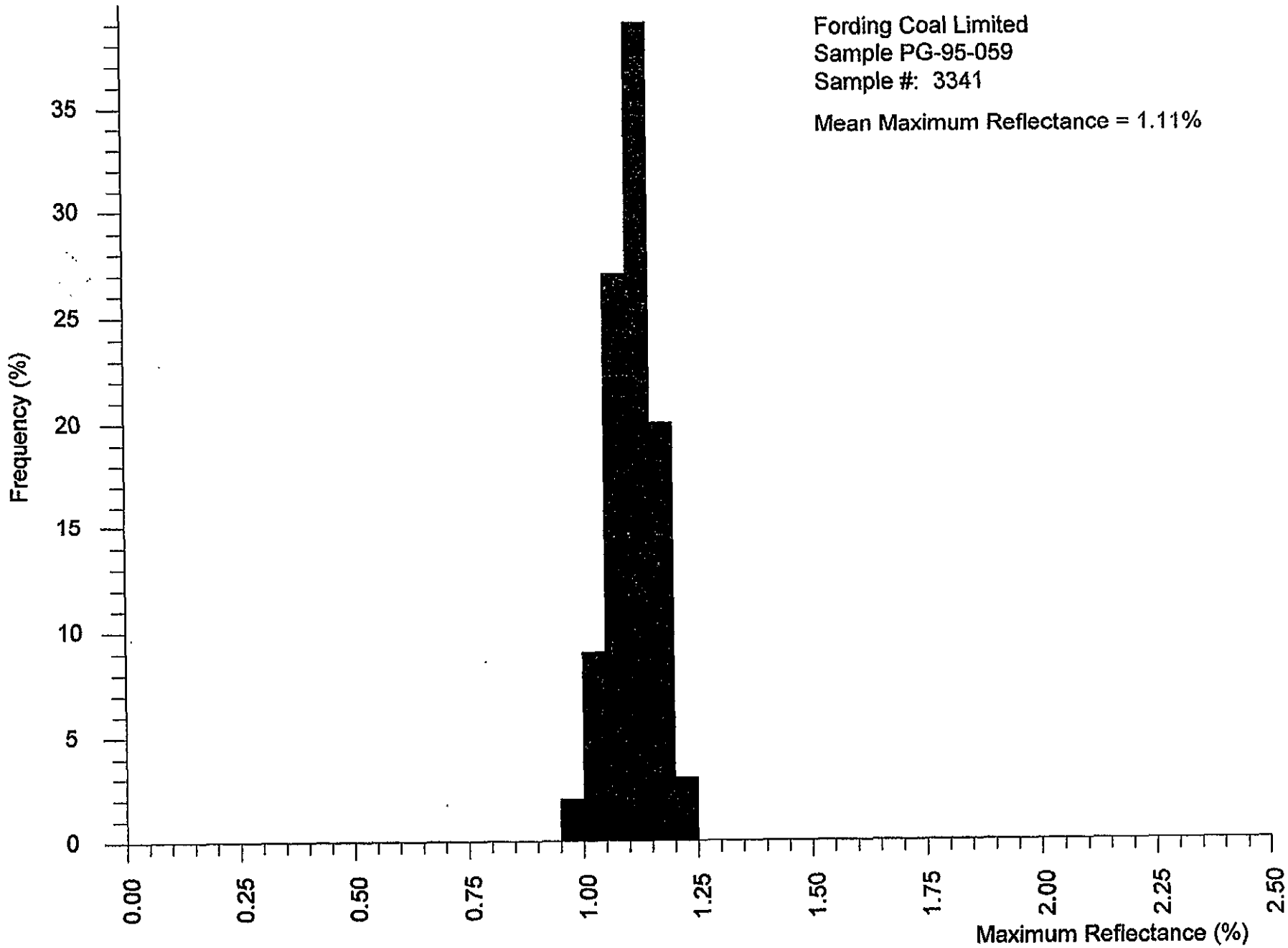

David E. Pearson & Associates Ltd.

Vitrinite Reflectance - by ISO 7404/5

Fording Coal Limited
Sample PG-95-060

RH # 2450
84-2 · 870

BASIC STATISTICS

Total Number of Observations	100
Mean Maximum Reflectance (Romax)	1.08
Standard Error of the mean	0.01
Coefficient of Variation	5.04
Variance	0.0029
Standard Deviation	0.0542
Skewness	-0.5214
Kurtosis	3.4219

CELL STATISTICS

Cell Number	Lower Limit	Number of Observations	Frequency (%)
19	0.90	3	3.00
20	0.95	5	5.00
21	1.00	21	21.00
22	1.05	40	40.00
23	1.10	24	24.00
24	1.15	7	7.00

VITRINITE TYPE DISTRIBUTION

Vitrinite Type	Frequency (%)
V9	8.00
V10	61.00
V11	31.00

VITRINITE HISTOGRAM

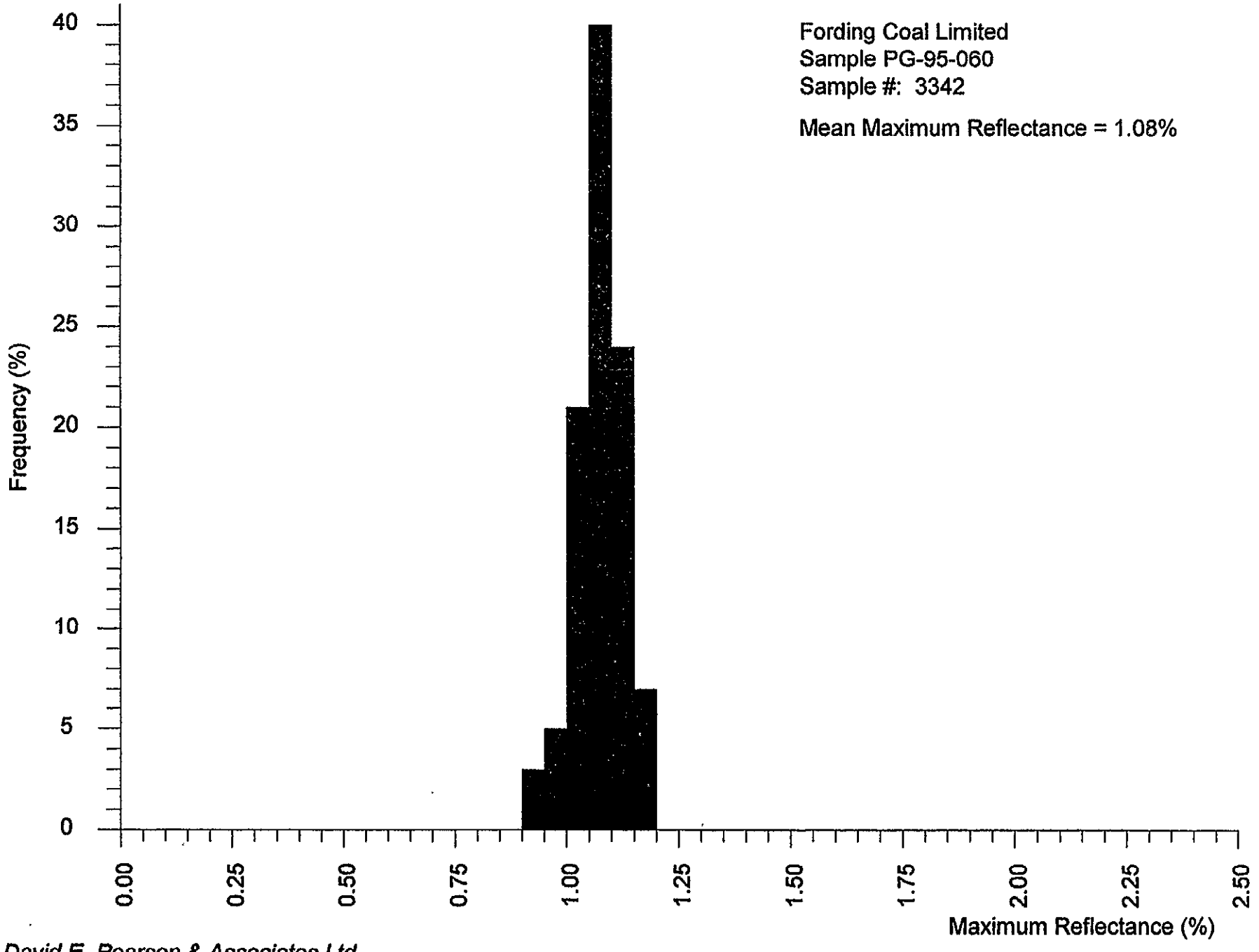

David E. Pearson & Associates Ltd.

Vitrinite Reflectance - by ISO 7404/5

Fording Coal Limited
Sample PG-95-062

RH #2478
1.0-7.6

BASIC STATISTICS

Total Number of Observations	100
Mean Maximum Reflectance (Romax)	1.03
Standard Error of the mean	0.01
Coefficient of Variation	5.04
Variance	0.0027
Standard Deviation	0.0521
Skewness	0.0394
Kurtosis	3.1002

CELL STATISTICS

Cell Number	Lower Limit	Number of Observations	Frequency (%)
18	0.85	1	1.00
19	0.90	2	2.00
20	0.95	23	23.00
21	1.00	36	36.00
22	1.05	27	27.00
23	1.10	9	9.00
24	1.15	2	2.00

VITRINITE TYPE DISTRIBUTION

Vitrinite Type	Frequency (%)
V8	1.00
V9	25.00
V10	63.00
V11	11.00

VITRINITE HISTOGRAM

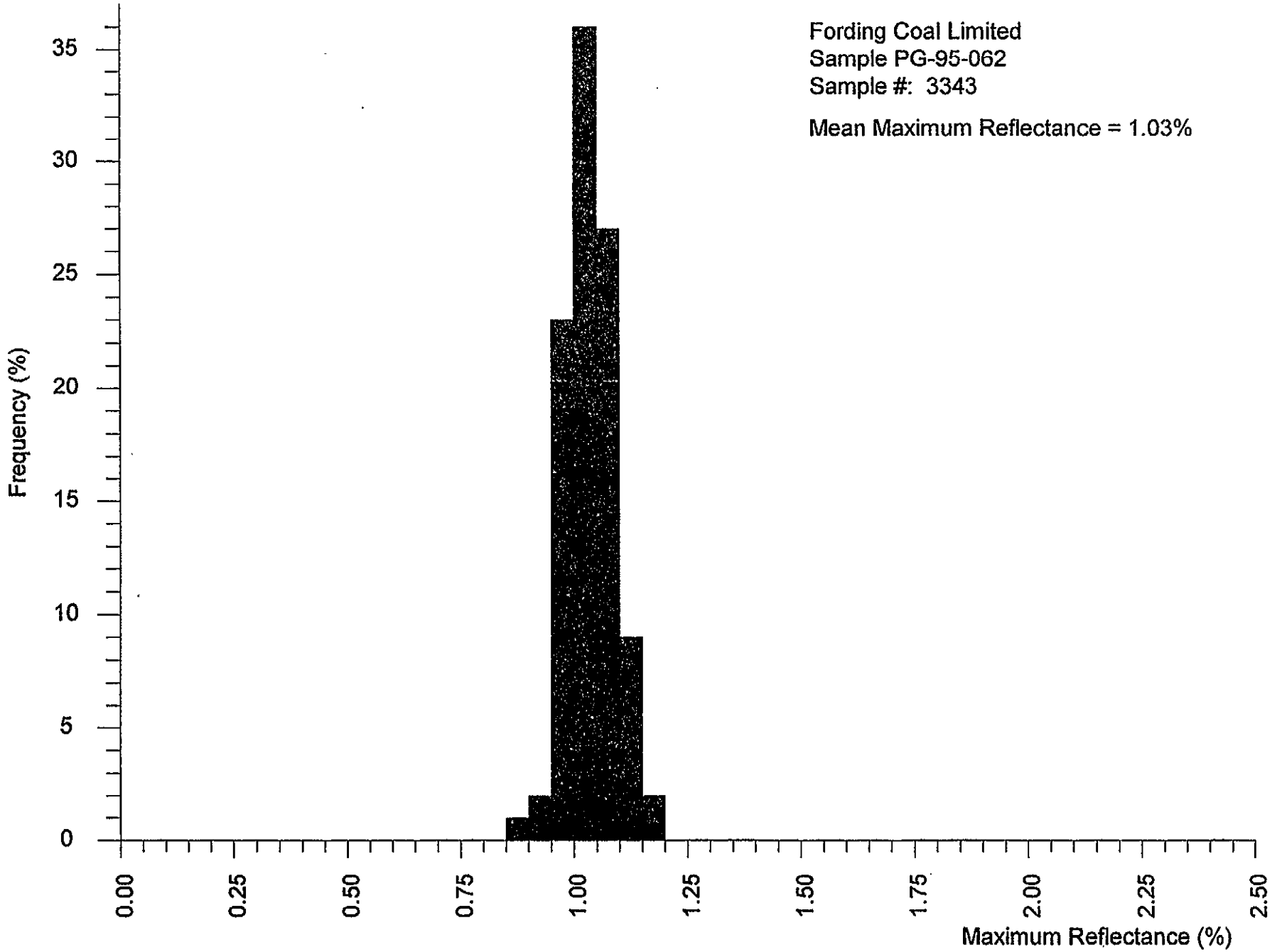

David E. Pearson & Associates Ltd.

Vitrinite Reflectance - by ISO 7404/5

Fording Coal Limited
Sample PG-95-063

RH # 2478
13-0 -16.6

BASIC STATISTICS

Total Number of Observations	100
Mean Maximum Reflectance (Romax)	1.03
Standard Error of the mean	0.00
Coefficient of Variation	3.67
Variance	0.0014
Standard Deviation	0.0376
Skewness	0.3729
Kurtosis	2.3956

CELL STATISTICS

Cell Number	Lower Limit	Number of Observations	Frequency (%)
19	0.90	1	1.00
20	0.95	27	27.00
21	1.00	50	50.00
22	1.05	18	18.00
23	1.10	4	4.00

VITRINITE TYPE DISTRIBUTION

Vitrinite Type	Frequency (%)
V9	28.00
V10	68.00
V11	4.00

VITRINITE HISTOGRAM

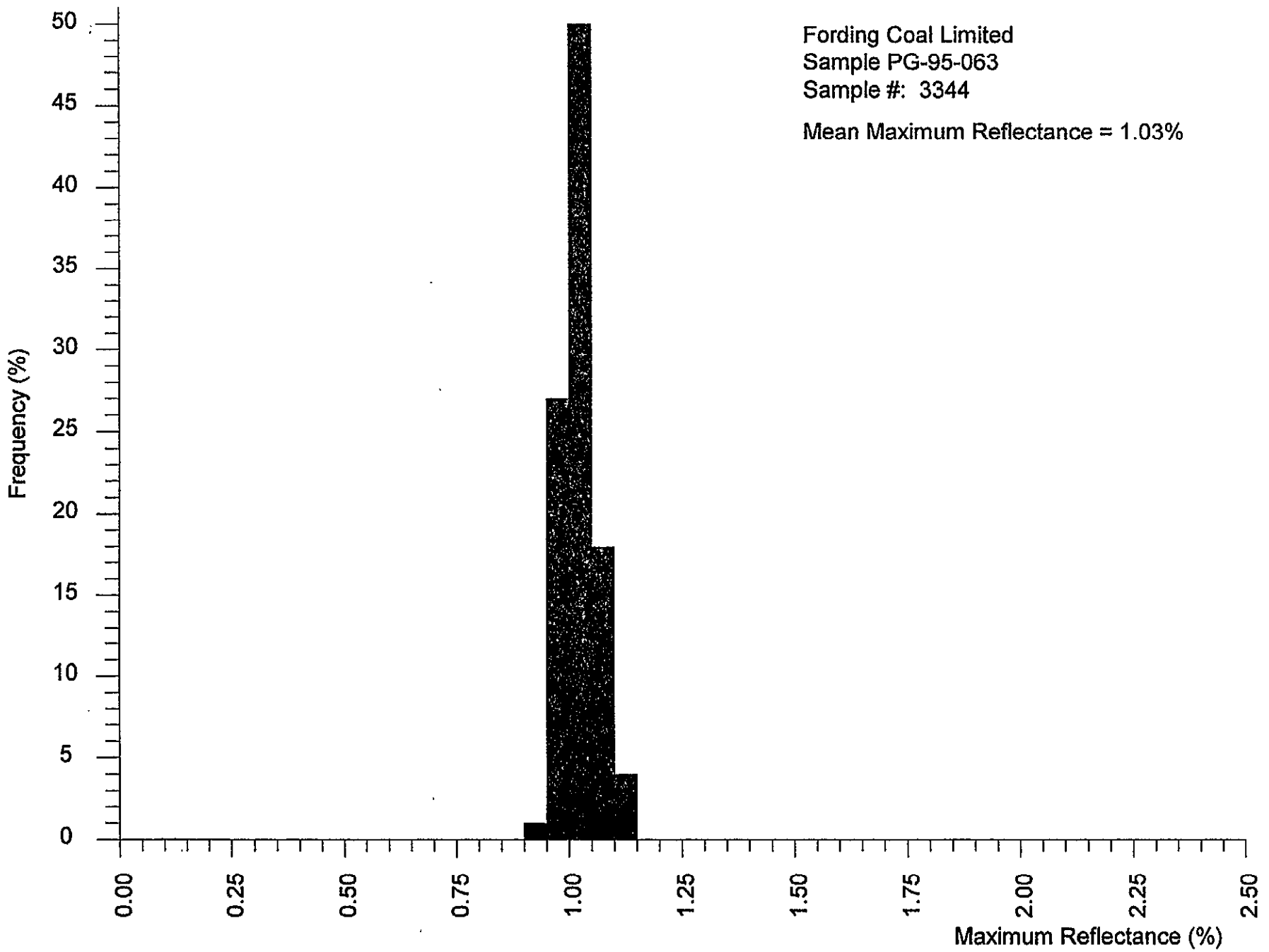

David E. Pearson & Associates Ltd.

Vitrinite Reflectance - by ISO 7404/5

Fording Coal Limited
Sample Pg-95-064

RH # 2478
82.2 - 870

BASIC STATISTICS

Total Number of Observations	100
Mean Maximum Reflectance (Romax)	1.13
Standard Error of the mean	0.00
Coefficient of Variation	4.31
Variance	0.0024
Standard Deviation	0.0490
Skewness	-0.2480
Kurtosis	2.8777

CELL STATISTICS

Cell Number	Lower Limit	Number of Observations	Frequency (%)
21	1.00	4	4.00
22	1.05	16	16.00
23	1.10	44	44.00
24	1.15	27	27.00
25	1.20	9	9.00

VITRINITE TYPE DISTRIBUTION

Vitrinite Type	Frequency (%)
V10	20.00
V11	71.00
V12	9.00

VITRINITE HISTOGRAM

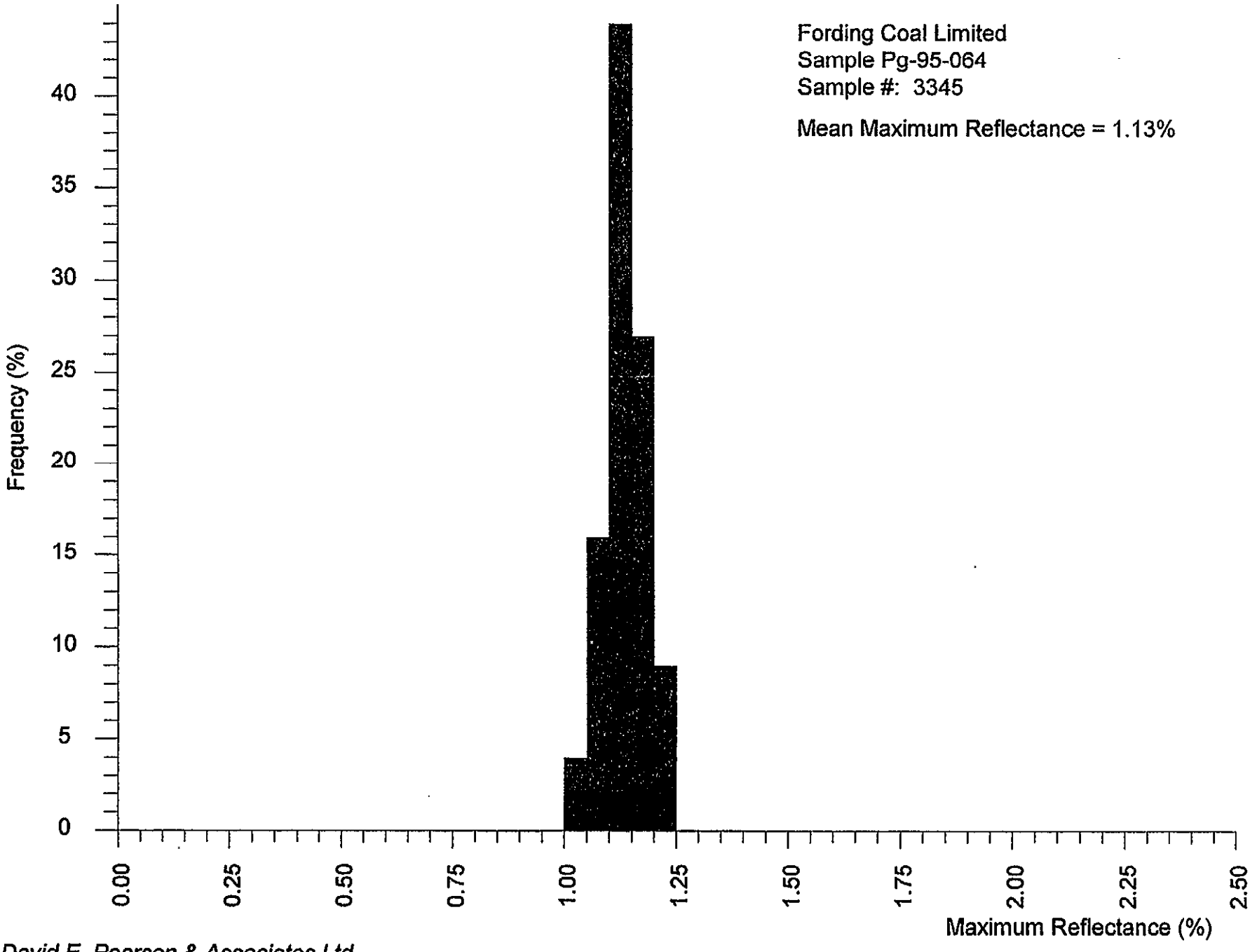

David E. Pearson & Associates Ltd.

Vitrinite Reflectance - by ISO 7404/5

Fording Coal Limited
Sample PG-95-065

RH # 2490

6.0 - 15.3

BASIC STATISTICS

Total Number of Observations	100
Mean Maximum Reflectance (Romax)	1.16
Standard Error of the mean	0.01
Coefficient of Variation	5.67
Variance	0.0043
Standard Deviation	0.0657
Skewness	0.3969
Kurtosis	3.0032

CELL STATISTICS

Cell Number	Lower Limit	Number of Observations	Frequency (%)
21	1.00	4	4.00
22	1.05	16	16.00
23	1.10	25	25.00
24	1.15	31	31.00
25	1.20	14	14.00
26	1.25	6	6.00
27	1.30	4	4.00

VITRINITE TYPE DISTRIBUTION

Vitrinite Type	Frequency (%)
V10	20.00
V11	56.00
V12	20.00
V13	4.00

VITRINITE HISTOGRAM

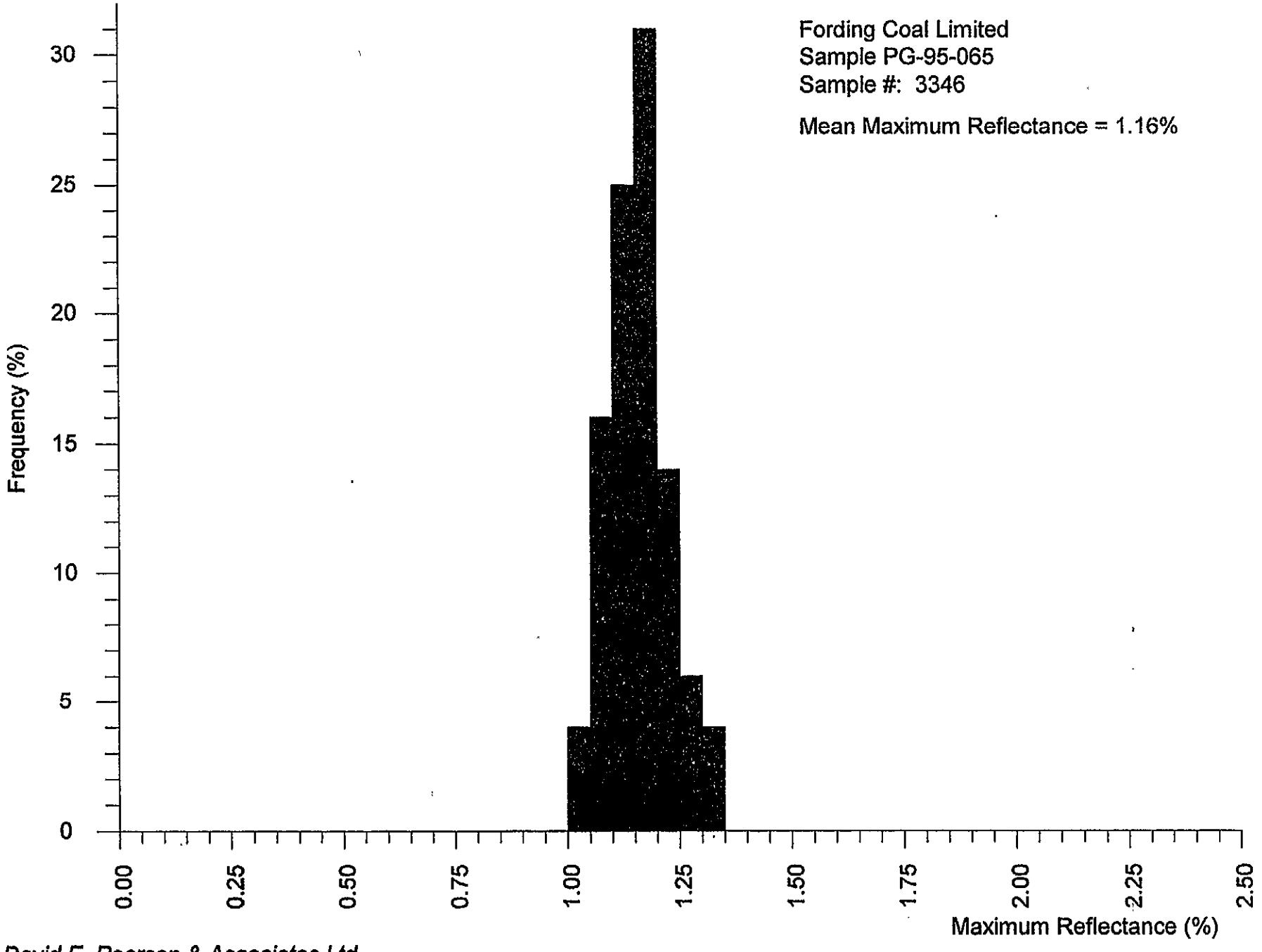

David E. Pearson & Associates Ltd.

Vitrinite Reflectance - by ISO 7404/5

Fording Coal Limited
Sample PG-95-066

RH #2490
CCO-697

BASIC STATISTICS

Total Number of Observations	100
Mean Maximum Reflectance (Romax)	1.20
Standard Error of the mean	0.00
Coefficient of Variation	3.89
Variance	0.0022
Standard Deviation	0.0467
Skewness	-0.3008
Kurtosis	3.2948

CELL STATISTICS

Cell Number	Lower Limit	Number of Observations	Frequency (%)
22	1.05	2	2.00
23	1.10	10	10.00
24	1.15	32	32.00
25	1.20	36	36.00
26	1.25	20	20.00

VITRINITE TYPE DISTRIBUTION

Vitrinite Type	Frequency (%)
V10	2.00
V11	42.00
V12	56.00

VITRINITE HISTOGRAM

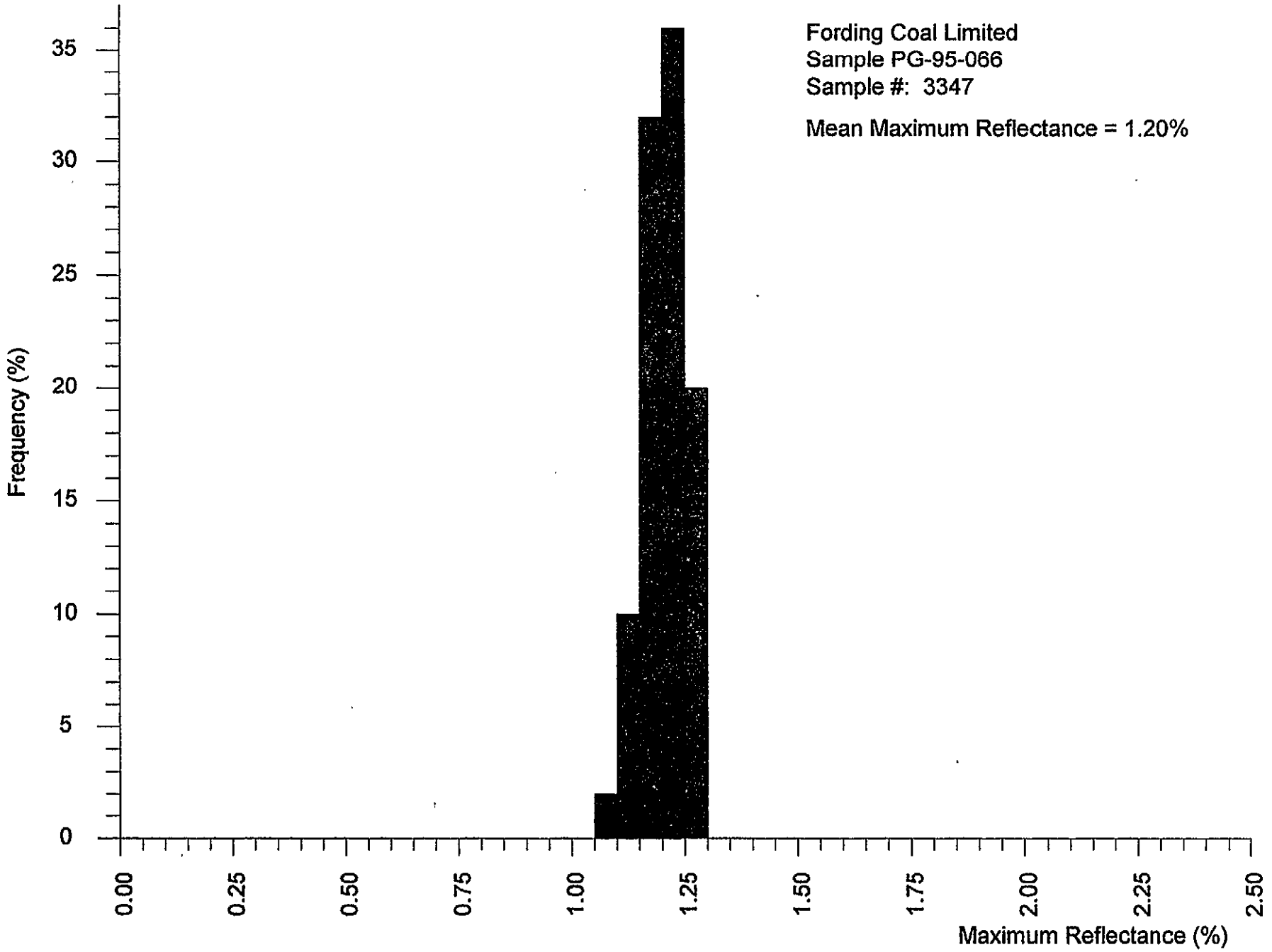

David E. Pearson & Associates Ltd.

Vitrinite Reflectance - by ISO 7404/5

Fording Coal Limited
Sample PG-95-067

RH # 2490
142-5 -146-4

BASIC STATISTICS

Total Number of Observations	100
Mean Maximum Reflectance (Romax)	1.29
Standard Error of the mean	0.01
Coefficient of Variation	4.30
Variance	0.0031
Standard Deviation	0.0554
Skewness	-0.3854
Kurtosis	3.4985

CELL STATISTICS

Cell Number	Lower Limit	Number of Observations	Frequency (%)
23	1.10	2	2.00
24	1.15	2	2.00
25	1.20	16	16.00
26	1.25	31	31.00
27	1.30	36	36.00
28	1.35	10	10.00
29	1.40	3	3.00

VITRINITE TYPE DISTRIBUTION

Vitrinite Type	Frequency (%)
V11	4.00
V12	47.00
V13	46.00
V14	3.00

VITRINITE HISTOGRAM

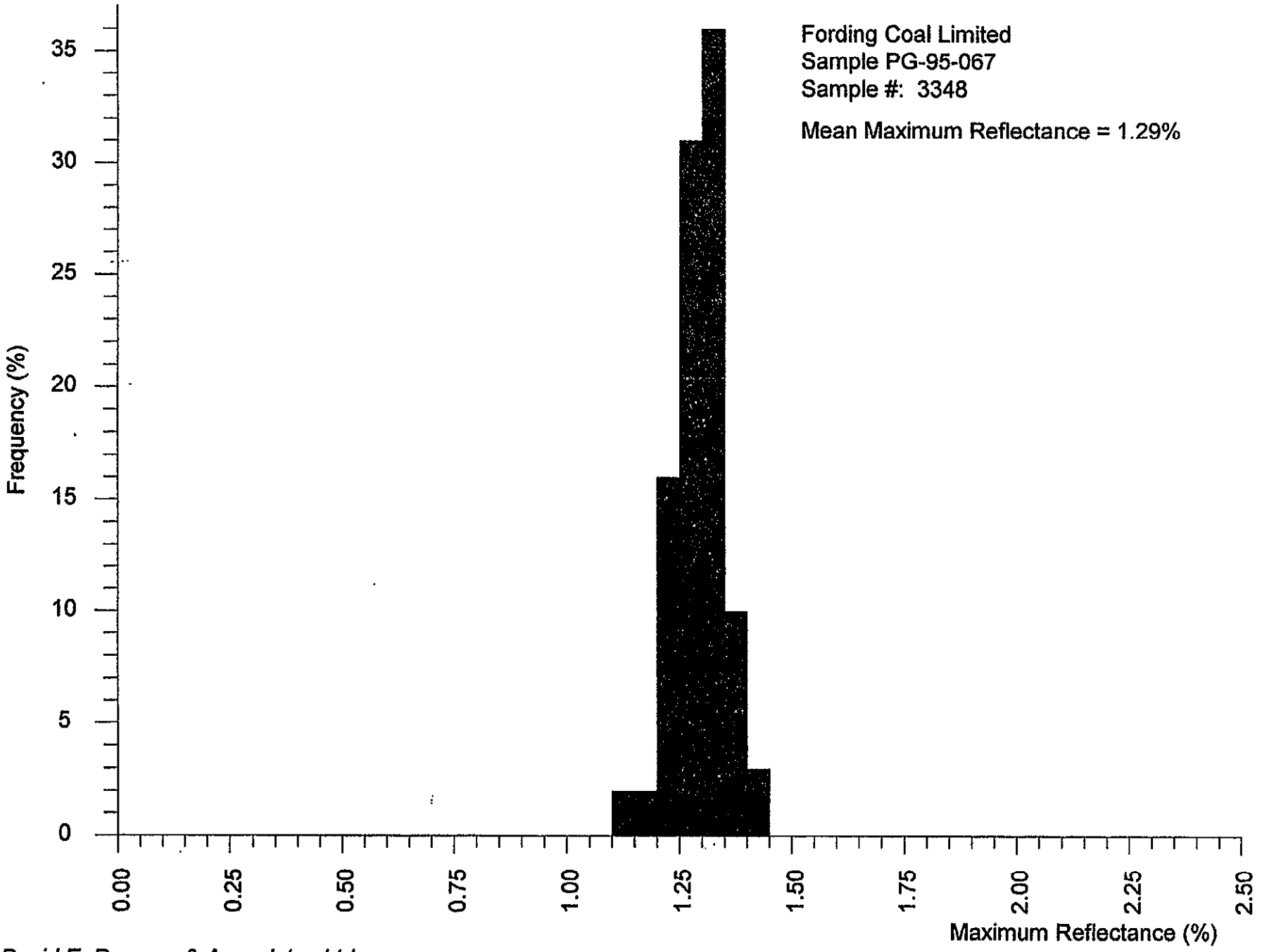

David E. Pearson & Associates Ltd.

Vitrinite Reflectance - by ISO 7404/5

Fording Coal Limited
Sample PG-95-068

RH #2490
171.8 - 174.8

BASIC STATISTICS

Total Number of Observations	100
Mean Maximum Reflectance (Romax)	1.08 *
Standard Error of the mean	0.02
Coefficient of Variation	14.12
Variance	0.0233
Standard Deviation	0.1527
Skewness	1.0117
Kurtosis	2.5514

CELL STATISTICS

Cell Number	Lower Limit	Number of Observations	Frequency (%)
18	0.85	1	1.00
19	0.90	5	5.00
20	0.95	32	32.00
21	1.00	23	23.00
22	1.05	11	11.00
23	1.10	2	2.00
24	1.15	2	2.00
25	1.20	2	2.00
26	1.25	2	2.00
27	1.30	9	9.00
28	1.35	8	8.00
29	1.40	3	3.00

VITRINITE TYPE DISTRIBUTION

Vitrinite Type	Frequency (%)
V8	1.00
V9	37.00
V10	34.00
V11	4.00
V12	4.00
V13	17.00
V14	3.00

VITRINITE HISTOGRAM

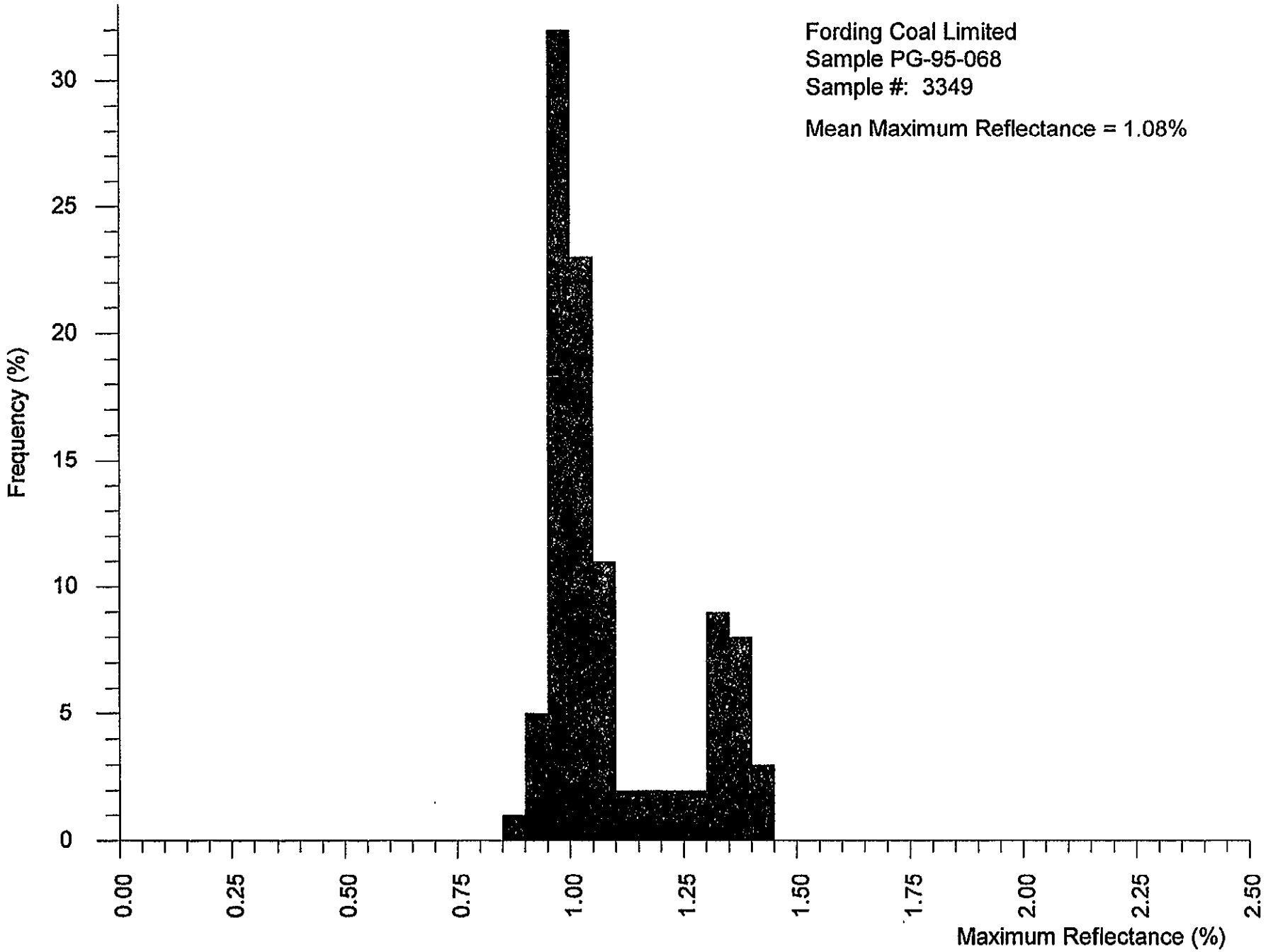

David E. Pearson & Associates Ltd.

PROBABILITY PLOT

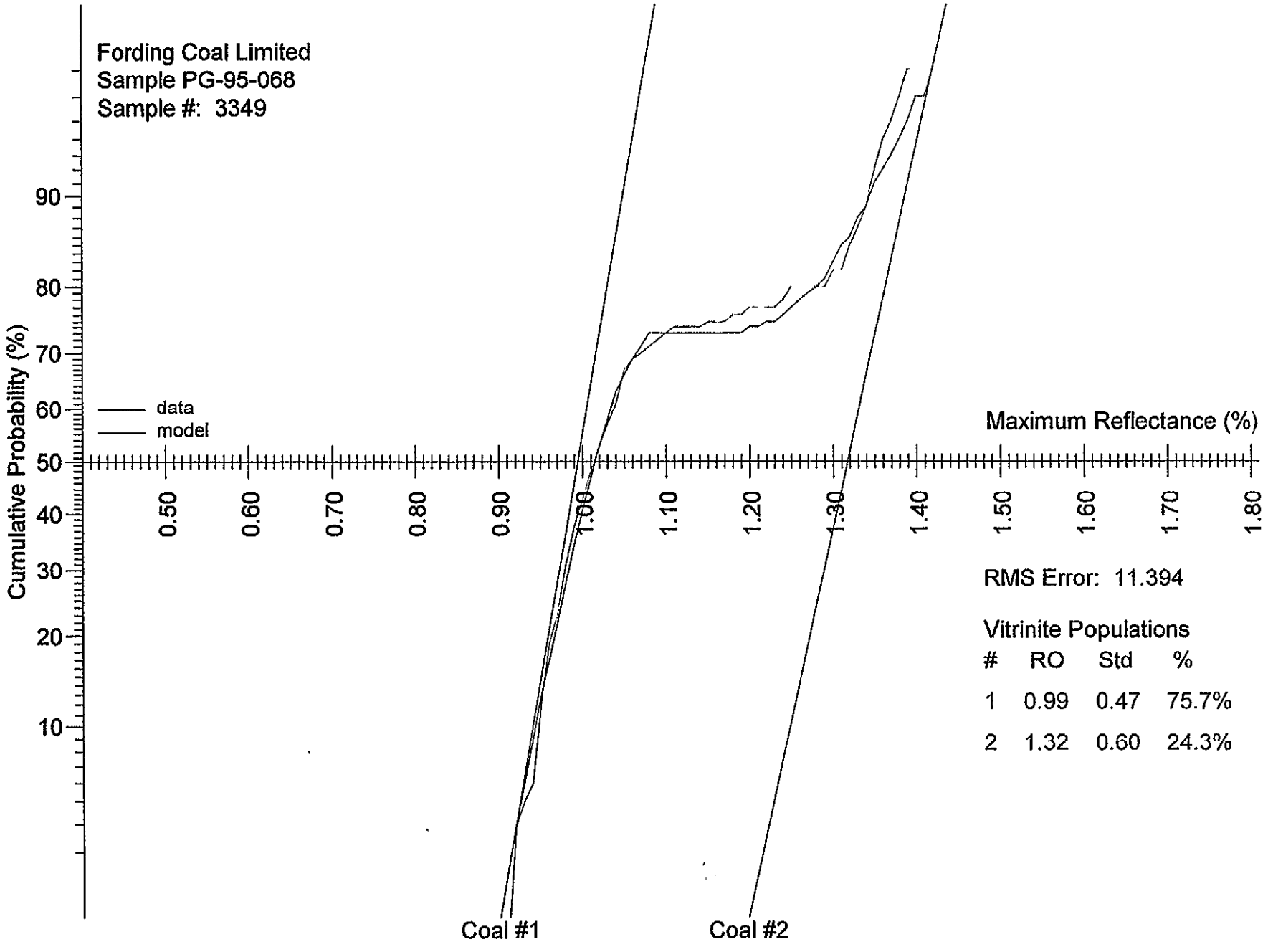

David E. Pearson & Associates Ltd.

Vitrinite Reflectance - by ISO 7404/5

Fording Coal Limited
Sample PG-95-069

RH # 2449
2013 - 2017

BASIC STATISTICS

Total Number of Observations	100
Mean Maximum Reflectance (Romax)	1.33
Standard Error of the mean	0.01
Coefficient of Variation	4.02
Variance	0.0029
Standard Deviation	0.0535
Skewness	0.2639
Kurtosis	3.6518

CELL STATISTICS

Cell Number	Lower Limit	Number of Observations	Frequency (%)
25	1.20	6	6.00
26	1.25	21	21.00
27	1.30	32	32.00
28	1.35	32	32.00
29	1.40	7	7.00
30	1.45	1	1.00
31	1.50	1	1.00

VITRINITE TYPE DISTRIBUTION

Vitrinite Type	Frequency (%)
V12	27.00
V13	64.00
V14	8.00
V15	1.00

VITRINITE HISTOGRAM

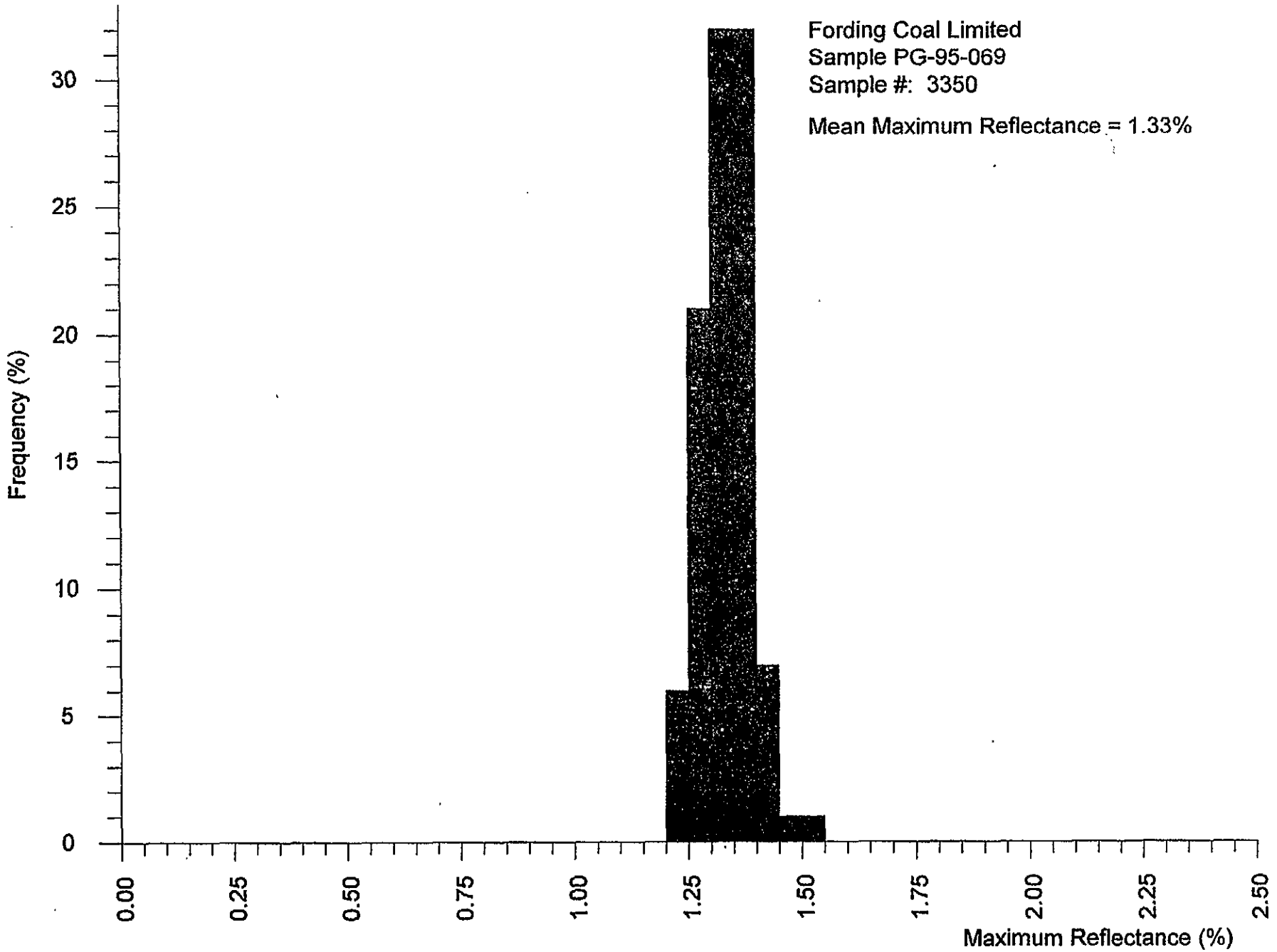

David E. Pearson & Associates Ltd.

Vitrinite Reflectance - by ISO 7404/5

Fording Coal Limited
Sample PG-95-070

RH #2491
11.4 - 13.6

BASIC STATISTICS

Total Number of Observations	100
Mean Maximum Reflectance (Romax)	1.04
Standard Error of the mean	0.00
Coefficient of Variation	4.23
Variance	0.0019
Standard Deviation	0.0439
Skewness	0.3208
Kurtosis	3.5744

CELL STATISTICS

Cell Number	Lower Limit	Number of Observations	Frequency (%)
19	0.90	2	2.00
20	0.95	12	12.00
21	1.00	44	44.00
22	1.05	32	32.00
23	1.10	8	8.00
24	1.15	2	2.00

VITRINITE TYPE DISTRIBUTION

Vitrinite Type	Frequency (%)
V9	14.00
V10	76.00
V11	10.00

VITRINITE HISTOGRAM

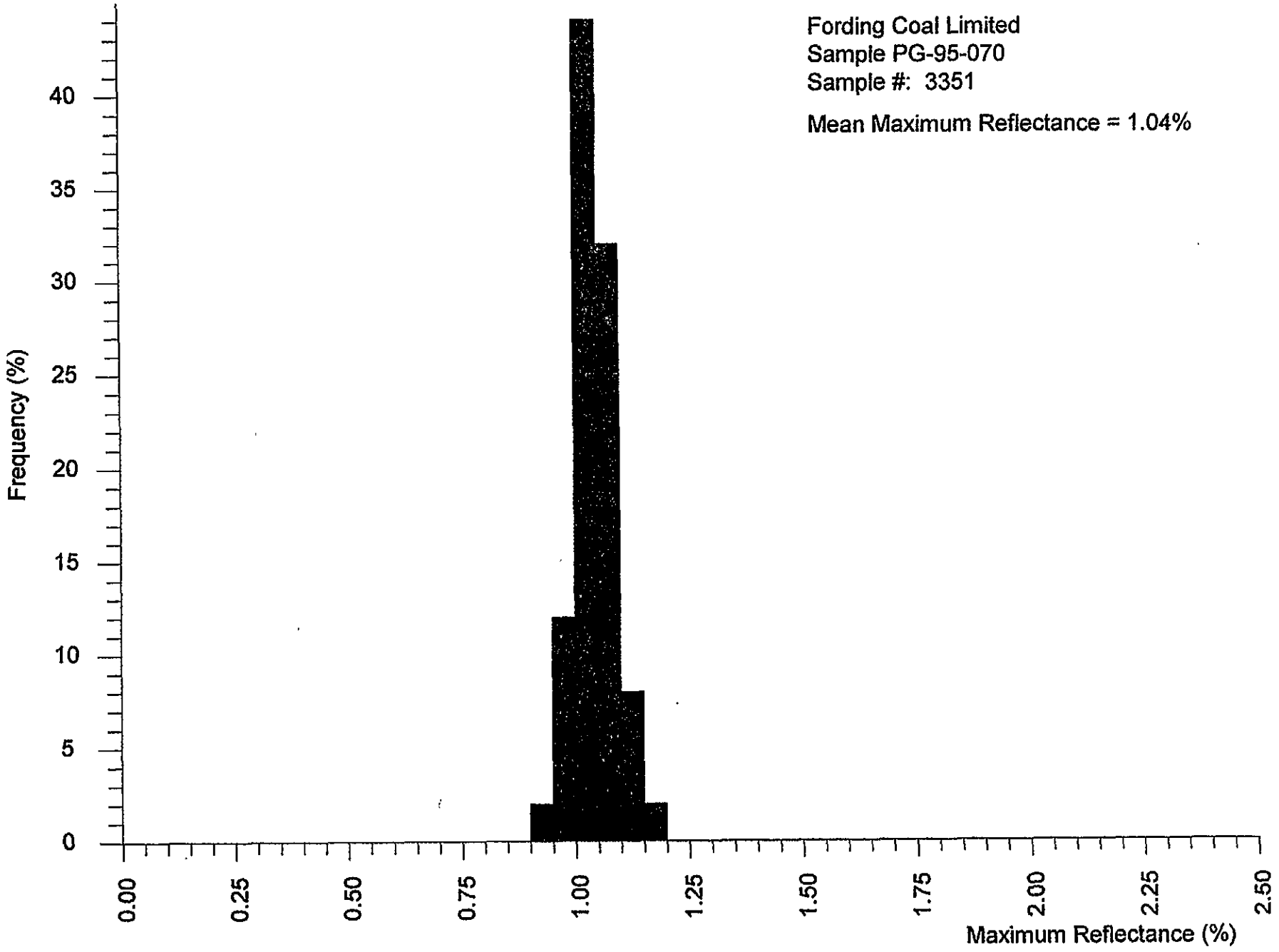

David E. Pearson & Associates Ltd.

Vitrinite Reflectance - by ISO 7404/5

Fording Coal Limited
Sample PG-95-071

RH # 2491
29.4 - 44.4

BASIC STATISTICS

Total Number of Observations	100
Mean Maximum Reflectance (Romax)	1.13
Standard Error of the mean	0.01
Coefficient of Variation	5.62
Variance	0.0041
Standard Deviation	0.0637
Skewness	-0.2546
Kurtosis	2.8883

CELL STATISTICS

Cell Number	Lower Limit	Number of Observations	Frequency (%)
20	0.95	2	2.00
21	1.00	9	9.00
22	1.05	12	12.00
23	1.10	33	33.00
24	1.15	29	29.00
25	1.20	12	12.00
26	1.25	3	3.00

VITRINITE TYPE DISTRIBUTION

Vitrinite Type	Frequency (%)
V9	2.00
V10	21.00
V11	62.00
V12	15.00

VITRINITE HISTOGRAM

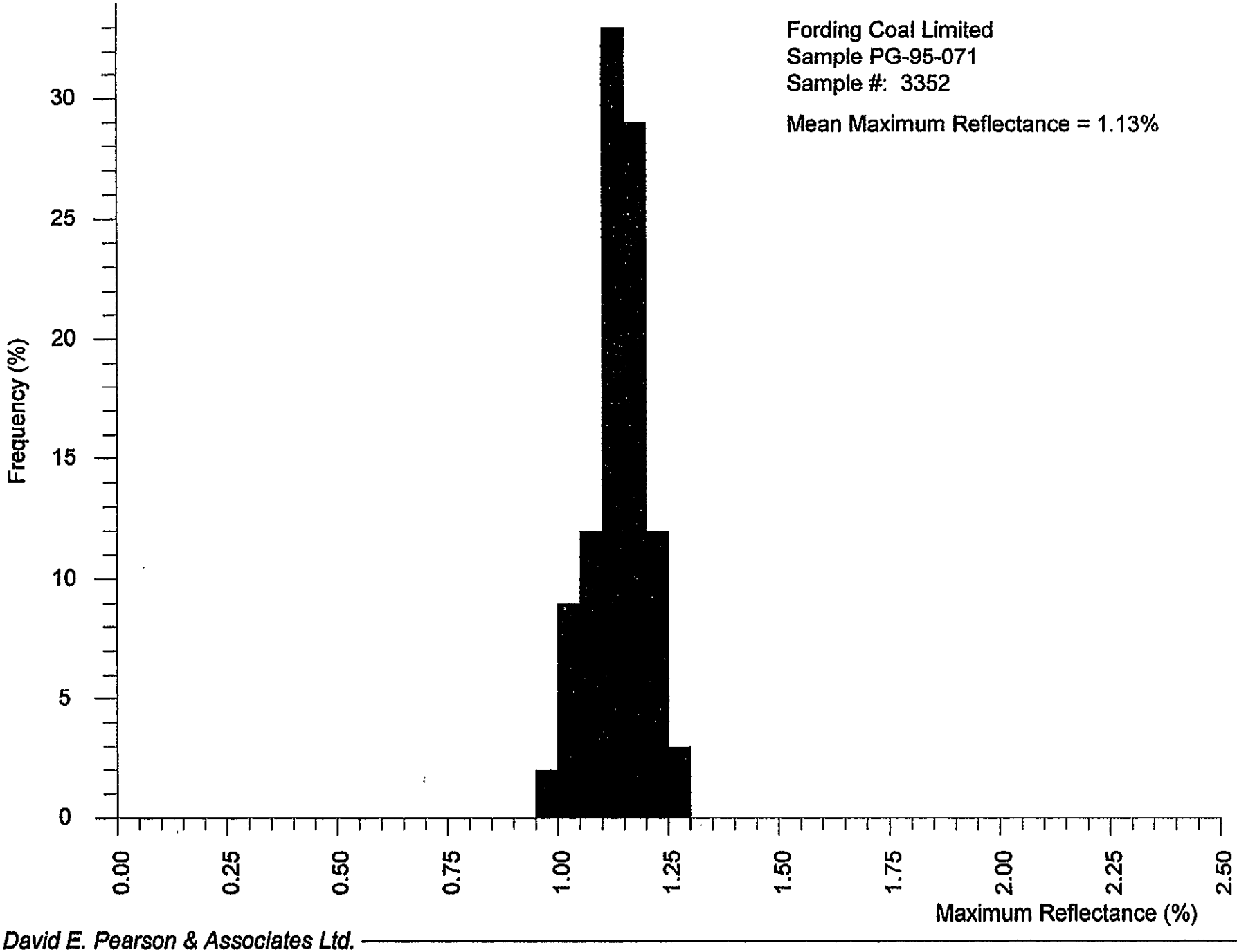

David E. Pearson & Associates Ltd.

Vitrinite Reflectance - by ISO 7404/5

Fording Coal Limited
Sample PG-95-072

RH # 2491
107.7 -110.4

BASIC STATISTICS

Total Number of Observations	100
Mean Maximum Reflectance (Romax)	1.18
Standard Error of the mean	0.01
Coefficient of Variation	4.49
Variance	0.0028
Standard Deviation	0.0529
Skewness	-0.6345
Kurtosis	3.8743

CELL STATISTICS

Cell Number	Lower Limit	Number of Observations	Frequency (%)
21	1.00	2	2.00
22	1.05	5	5.00
23	1.10	18	18.00
24	1.15	34	34.00
25	1.20	35	35.00
26	1.25	5	5.00
27	1.30	1	1.00

VITRINITE TYPE DISTRIBUTION

Vitrinite Type	Frequency (%)
V10	7.00
V11	52.00
V12	40.00
V13	1.00

VITRINITE HISTOGRAM

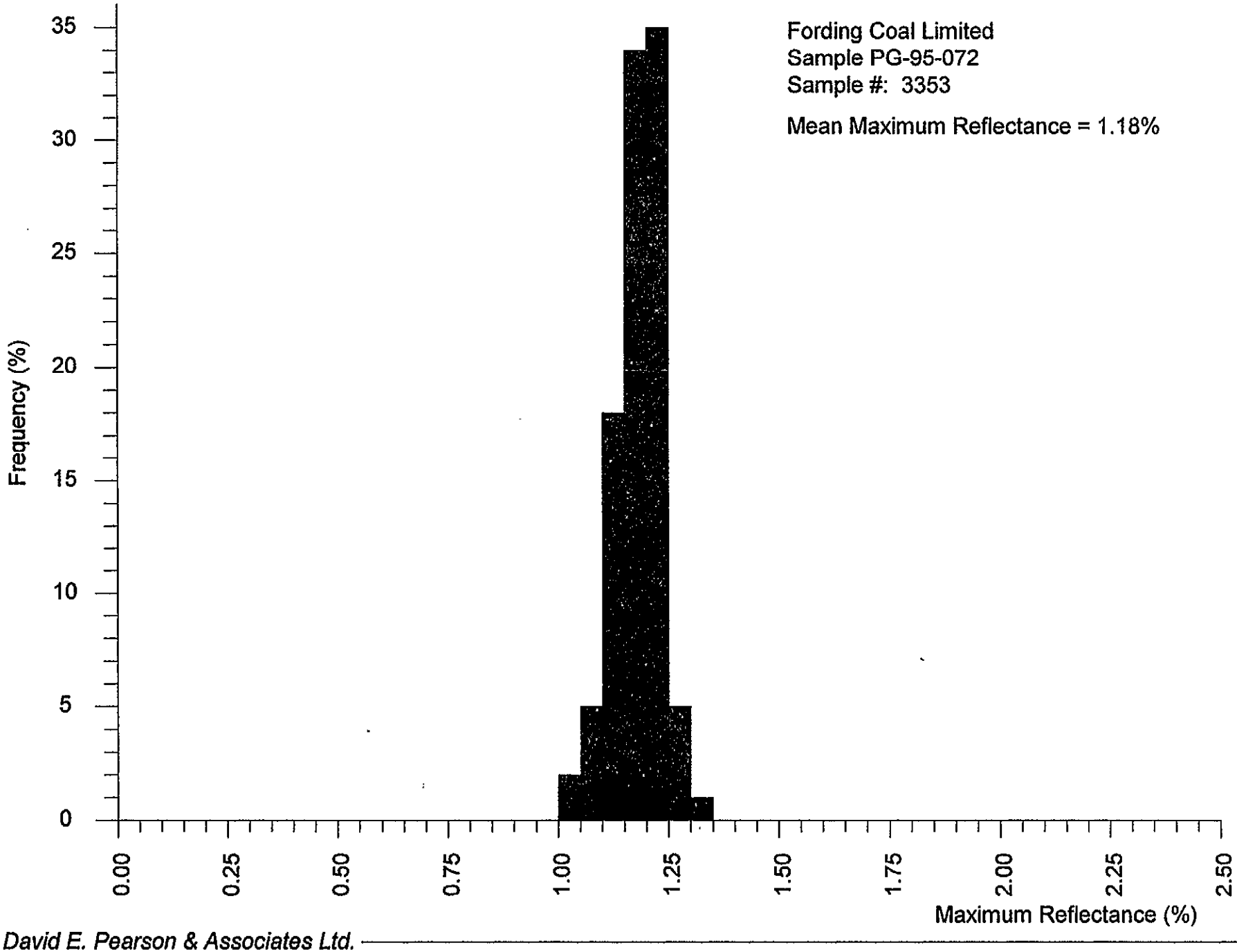

David E. Pearson & Associates Ltd.

Vitrinite Reflectance - by ISO 7404/5

Fording Coal Limited
Sample PG-95-073

RH # 2491
202.8 - 205.9

BASIC STATISTICS

Total Number of Observations	99
Mean Maximum Reflectance (Romax)	1.25
Standard Error of the mean	0.01
Coefficient of Variation	5.17
Variance	0.0041
Standard Deviation	0.0643
Skewness	-0.0373
Kurtosis	2.4778

CELL STATISTICS

Cell Number	Lower Limit	Number of Observations	Frequency (%)
23	1.10	7	8.08
24	1.15	11	12.12
25	1.20	29	30.30
26	1.25	25	25.25
27	1.30	15	16.16
28	1.35	7	8.08

VITRINITE TYPE DISTRIBUTION

Vitrinite Type	Frequency (%)
V11	20.20
V12	55.56
V13	24.24

VITRINITE HISTOGRAM

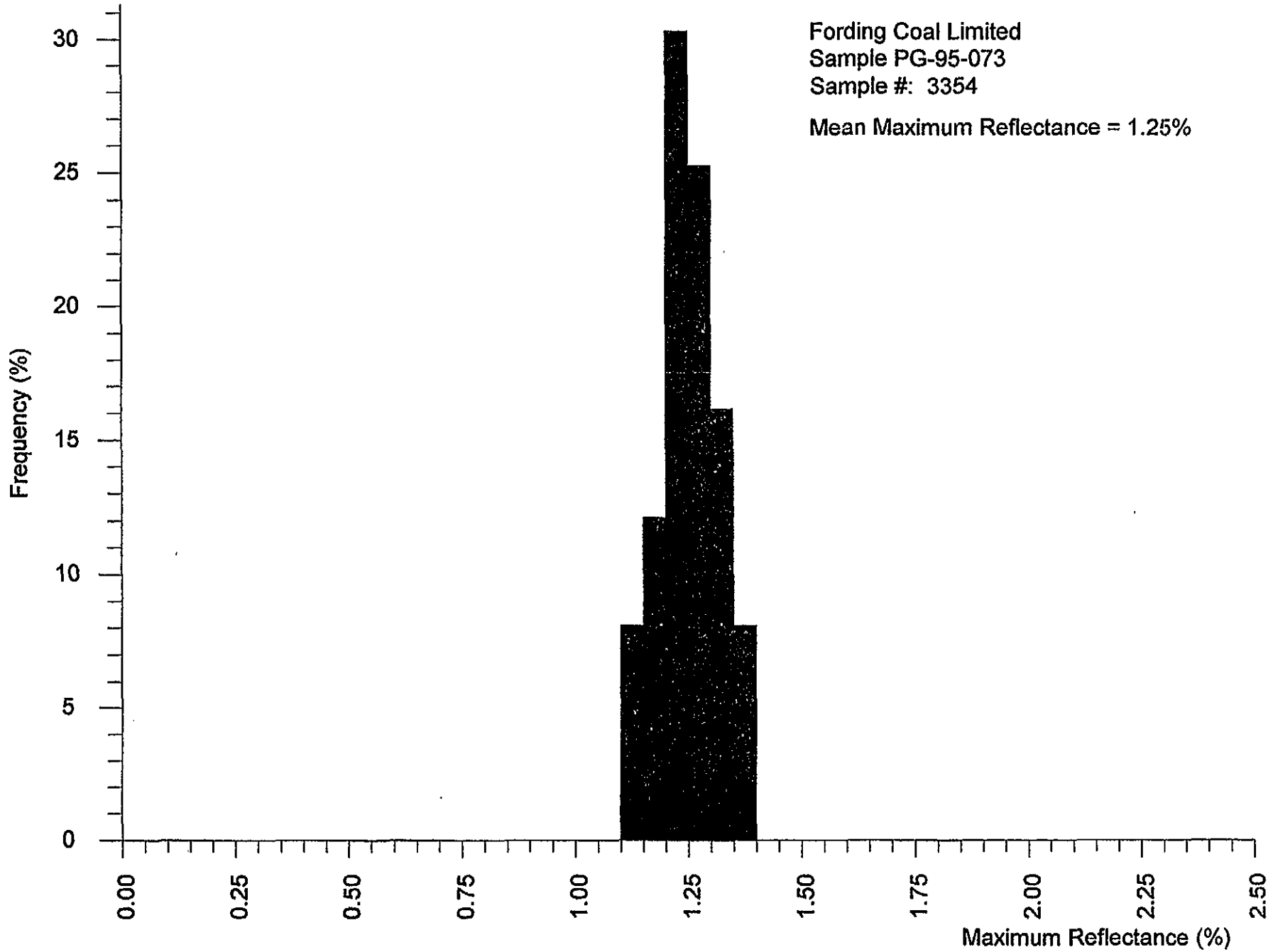

David E. Pearson & Associates Ltd.

Vitrinite Reflectance - by ISO 7404/5

Fording Coal Limited
Sample PG-95-074

RH #2446
11.5 to 15.4 m

BASIC STATISTICS

Total Number of Observations	100
Mean Maximum Reflectance (Romax)%	1.03
Standard Deviation	0.0469
95% Confidence Level ±	0.0092

Romax is 1.03% ± 0.0092%; between 1.02% & 1.03%

CELL STATISTICS

Cell Number	Lower Limit	Number of Observations	Frequency (%)
19	0.90	5	5.00
20	0.95	22	22.00
21	1.00	42	42.00
22	1.05	25	25.00
23	1.10	6	6.00

VITRINITE TYPE DISTRIBUTION

Vitrinite Type	Frequency (%)
V9	27.00
V10	67.00
V11	6.00

VITRINITE HISTOGRAM

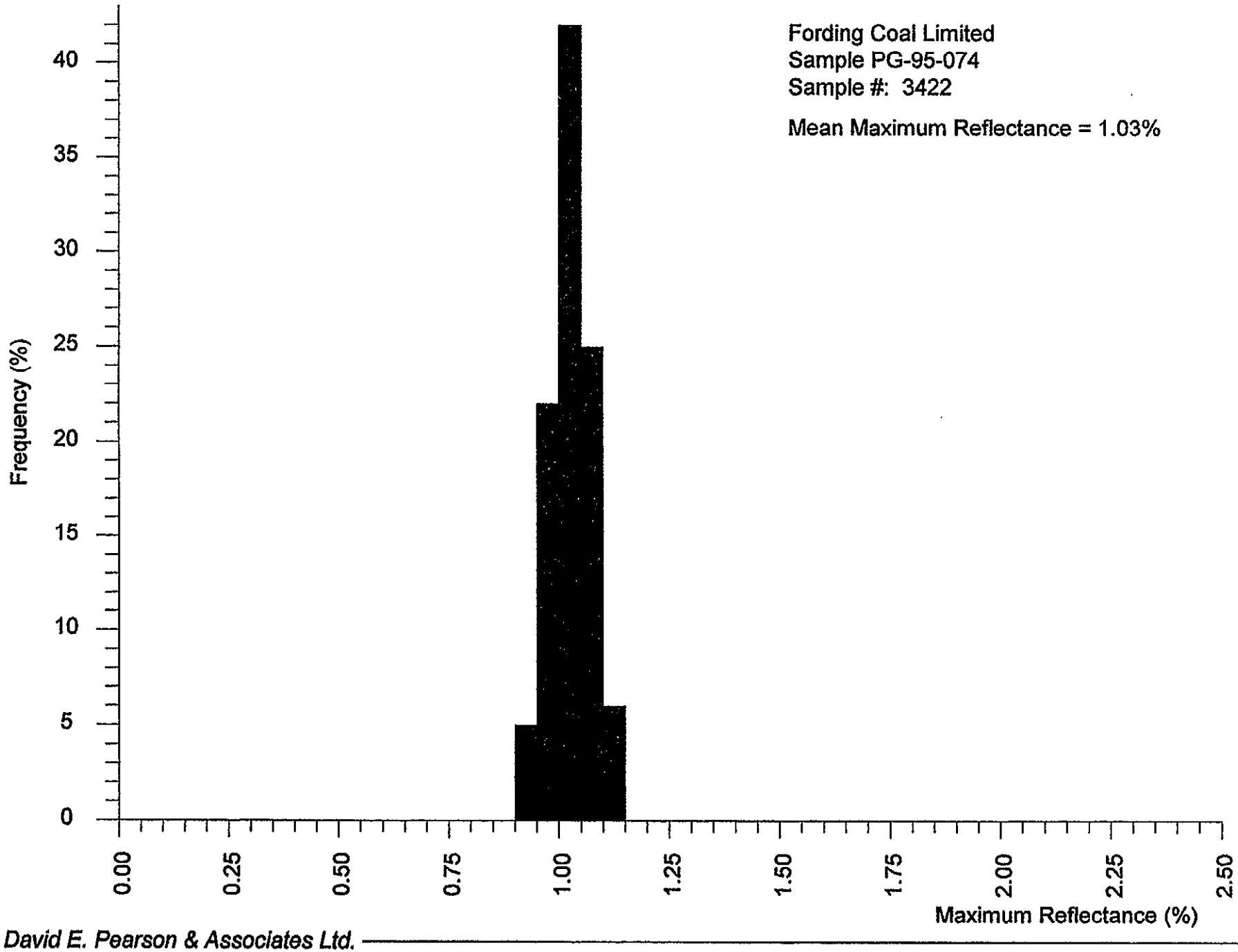

David E. Pearson & Associates Ltd.

Vitrinite Reflectance - by ISO 7404/5

Fording Coal Limited
Sample PG-95-075

RH # 2446
35.5 to 41.1m

BASIC STATISTICS

Total Number of Observations	100
Mean Maximum Reflectance (Romax)%	1.09
Standard Deviation	0.0538
95% Confidence Level ±	0.0106

Romax is 1.09% ± 0.0106%; between 1.08% & 1.10%

CELL STATISTICS

Cell Number	Lower Limit	Number of Observations	Frequency (%)
20	0.95	4	4.00
21	1.00	22	22.00
22	1.05	30	30.00
23	1.10	27	27.00
24	1.15	15	15.00
25	1.20	1	1.00
26	1.25	1	1.00

VITRINITE TYPE DISTRIBUTION

Vitrinite Type	Frequency (%)
V9	4.00
V10	52.00
V11	42.00
V12	2.00

VITRINITE HISTOGRAM

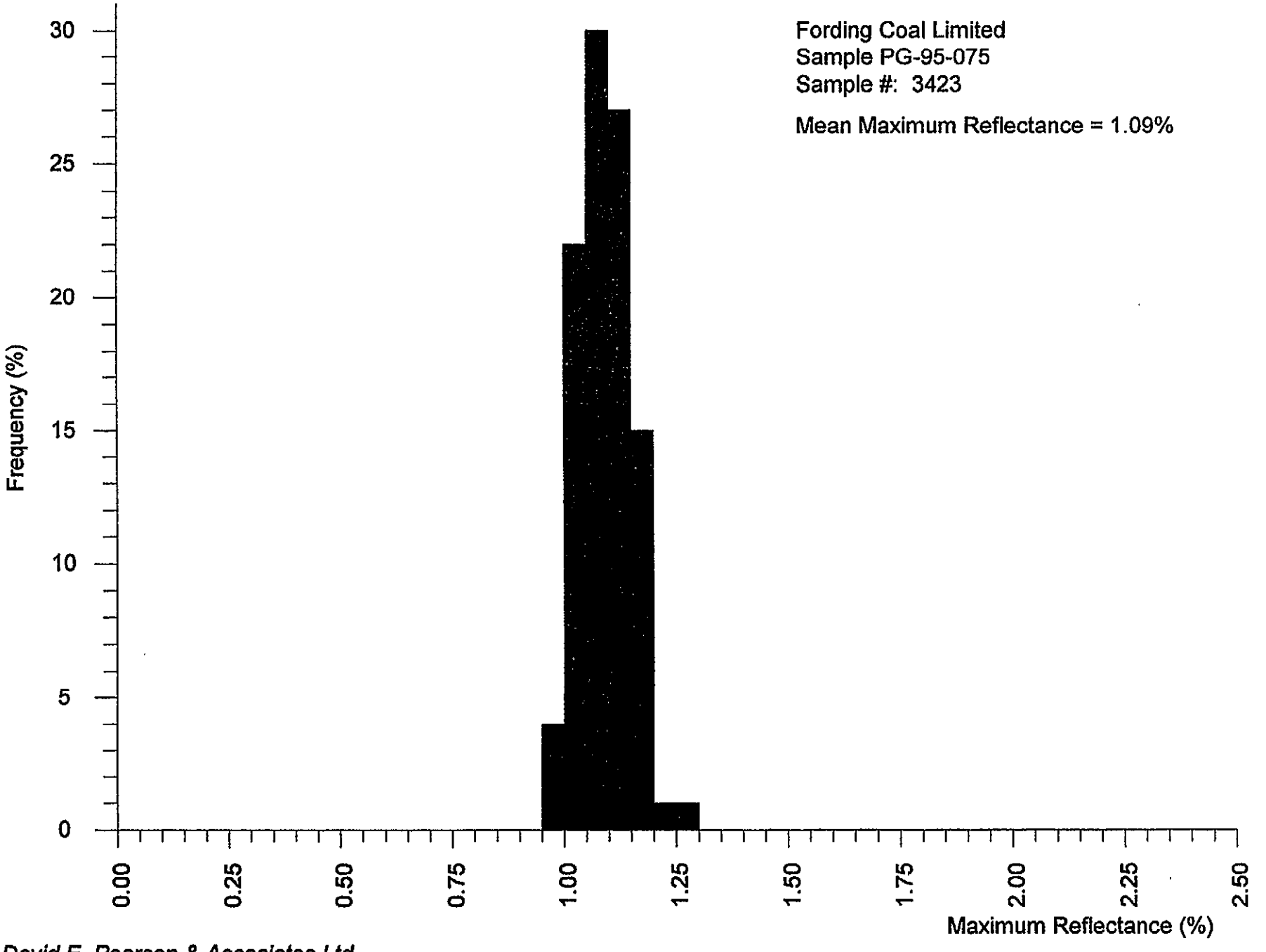

David E. Pearson & Associates Ltd.

Vitrinite Reflectance - by ISO 7404/5

Fording Coal Limited
Sample PG-95-076

RH #2446
70.2 to 72.5 m

BASIC STATISTICS

Total Number of Observations	100
Mean Maximum Reflectance (Romax)%	1.13
Standard Deviation	0.0434
95% Confidence Level ±	0.0085

Romax is 1.13% ± 0.0085%; between 1.12% & 1.13%

CELL STATISTICS

Cell Number	Lower Limit	Number of Observations	Frequency (%)
21	1.00	2	2.00
22	1.05	25	25.00
23	1.10	37	37.00
24	1.15	32	32.00
25	1.20	4	4.00

VITRINITE TYPE DISTRIBUTION

Vitrinite Type	Frequency (%)
V10	27.00
V11	69.00
V12	4.00

VITRINITE HISTOGRAM

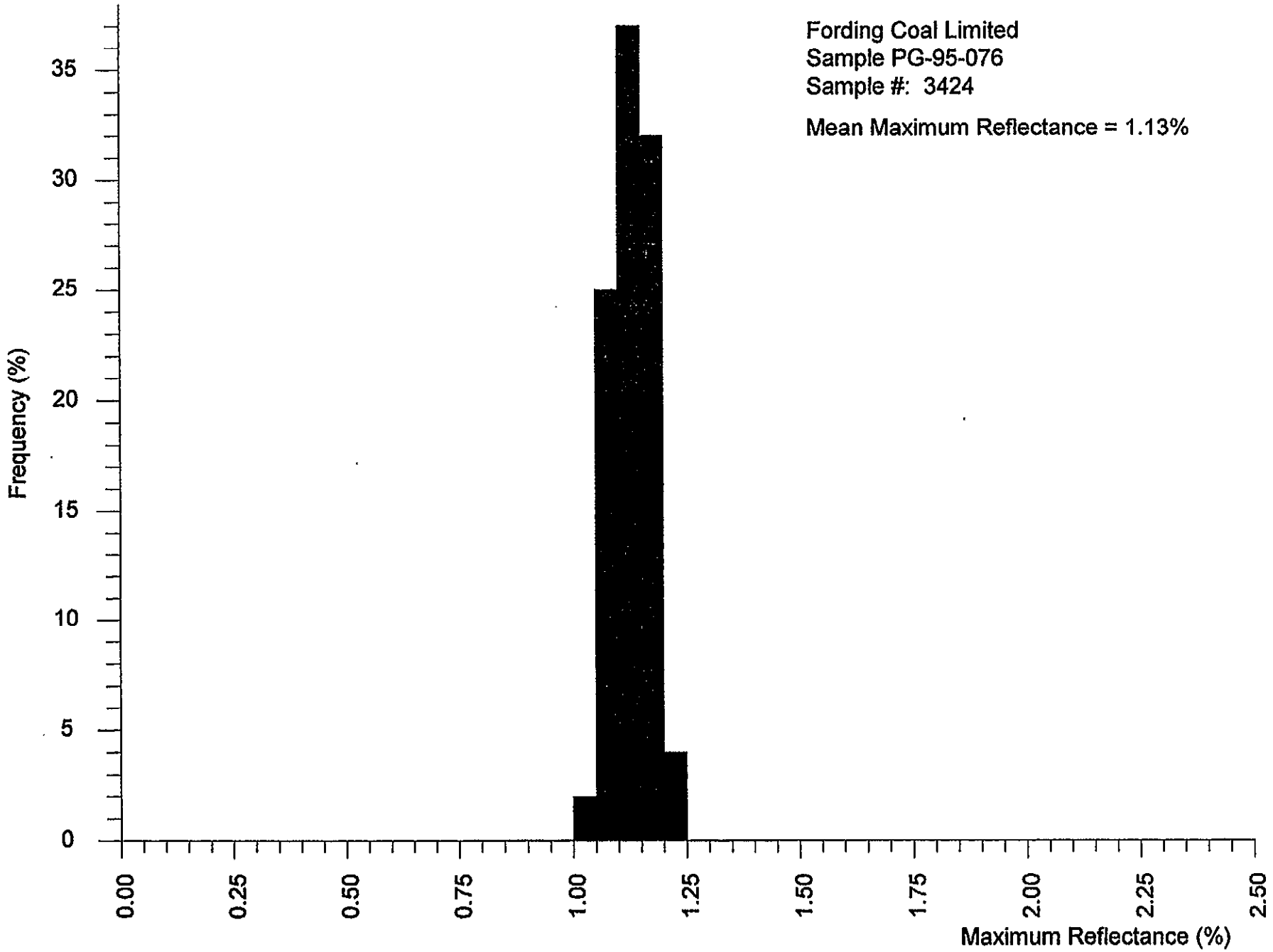

David E. Pearson & Associates Ltd.

Vitrinite Reflectance - by ISO 7404/5

Fording Coal Limited
Sample PG-95-077

RH # 2446
110.1 to 112.1m.

BASIC STATISTICS

Total Number of Observations	100
Mean Maximum Reflectance (Romax)%	1.24
Standard Deviation	0.0559
95% Confidence Level ±	0.0110

Romax is 1.24% ± 0.0110%; between 1.22% & 1.25%

CELL STATISTICS

Cell Number	Lower Limit	Number of Observations	Frequency (%)
22	1.05	1	1.00
23	1.10	7	7.00
24	1.15	12	12.00
25	1.20	28	28.00
26	1.25	43	43.00
27	1.30	6	6.00
28	1.35	3	3.00

VITRINITE TYPE DISTRIBUTION

Vitrinite Type	Frequency (%)
V10	1.00
V11	19.00
V12	71.00
V13	9.00

VITRINITE HISTOGRAM

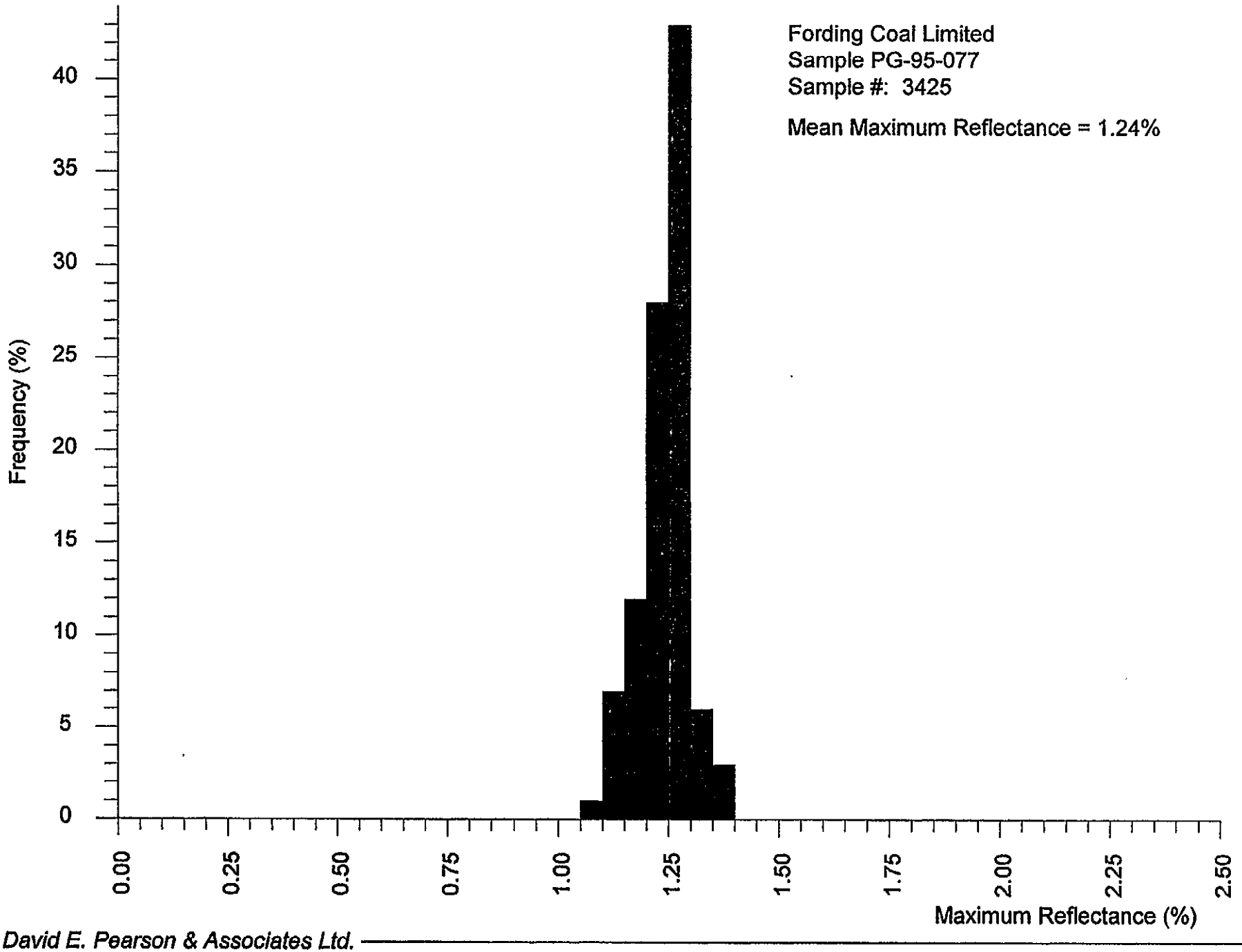

David E. Pearson & Associates Ltd.

Vitrinite Reflectance - by ISO 7404/5

Fording Coal Limited
Sample PG-95-078

RH # 2446

154.4 to 159.3

BASIC STATISTICS

Total Number of Observations	100
Mean Maximum Reflectance (Romax)%	1.27
Standard Deviation	0.0552
95% Confidence Level ±	0.0108

Romax is 1.27% ± 0.0108%; between 1.26% & 1.28%

CELL STATISTICS

Cell Number	Lower Limit	Number of Observations	Frequency (%)
23	1.10	1	1.00
24	1.15	11	11.00
25	1.20	15	15.00
26	1.25	44	44.00
27	1.30	20	20.00
28	1.35	9	9.00

VITRINITE TYPE DISTRIBUTION

Vitrinite Type	Frequency (%)
V11	12.00
V12	59.00
V13	29.00

VITRINITE HISTOGRAM

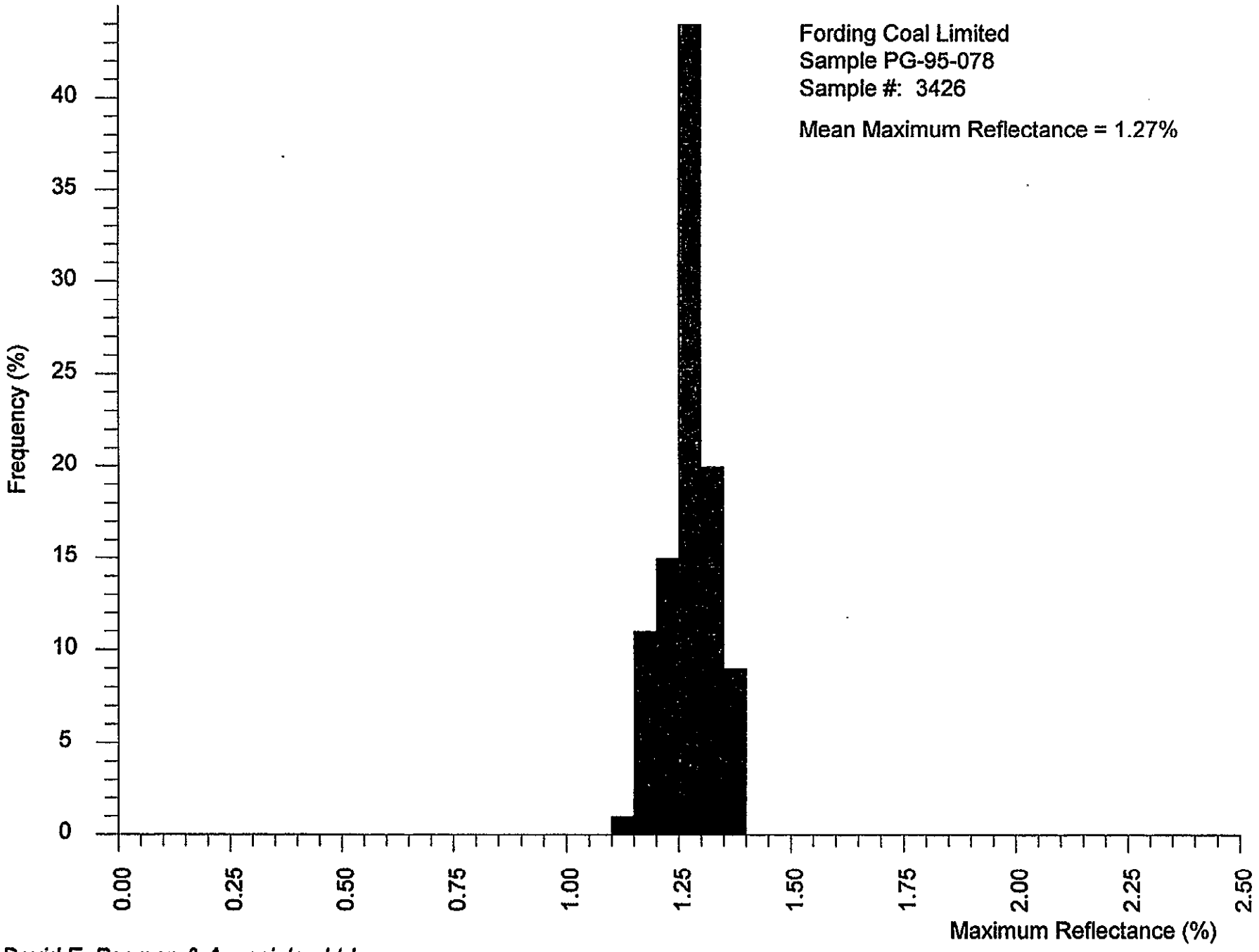

David E. Pearson & Associates Ltd.

Vitrinite Reflectance - by ISO 7404/5

Fording Coal Limited
Sample PG-95-079

RH 2446
231.3 to 236.1 m

BASIC STATISTICS

Total Number of Observations	100
Mean Maximum Reflectance (Romax)%	1.27
Standard Deviation	0.0702
95% Confidence Level ±	0.0138

Romax is 1.27% ± 0.0138%; between 1.26% & 1.29%

CELL STATISTICS

Cell Number	Lower Limit	Number of Observations	Frequency (%)
23	1.10	4	4.00
24	1.15	11	11.00
25	1.20	17	17.00
26	1.25	25	25.00
27	1.30	28	28.00
28	1.35	13	13.00
29	1.40	2	2.00

VITRINITE TYPE DISTRIBUTION

Vitrinite Type	Frequency (%)
V11	15.00
V12	42.00
V13	41.00
V14	2.00

VITRINITE HISTOGRAM

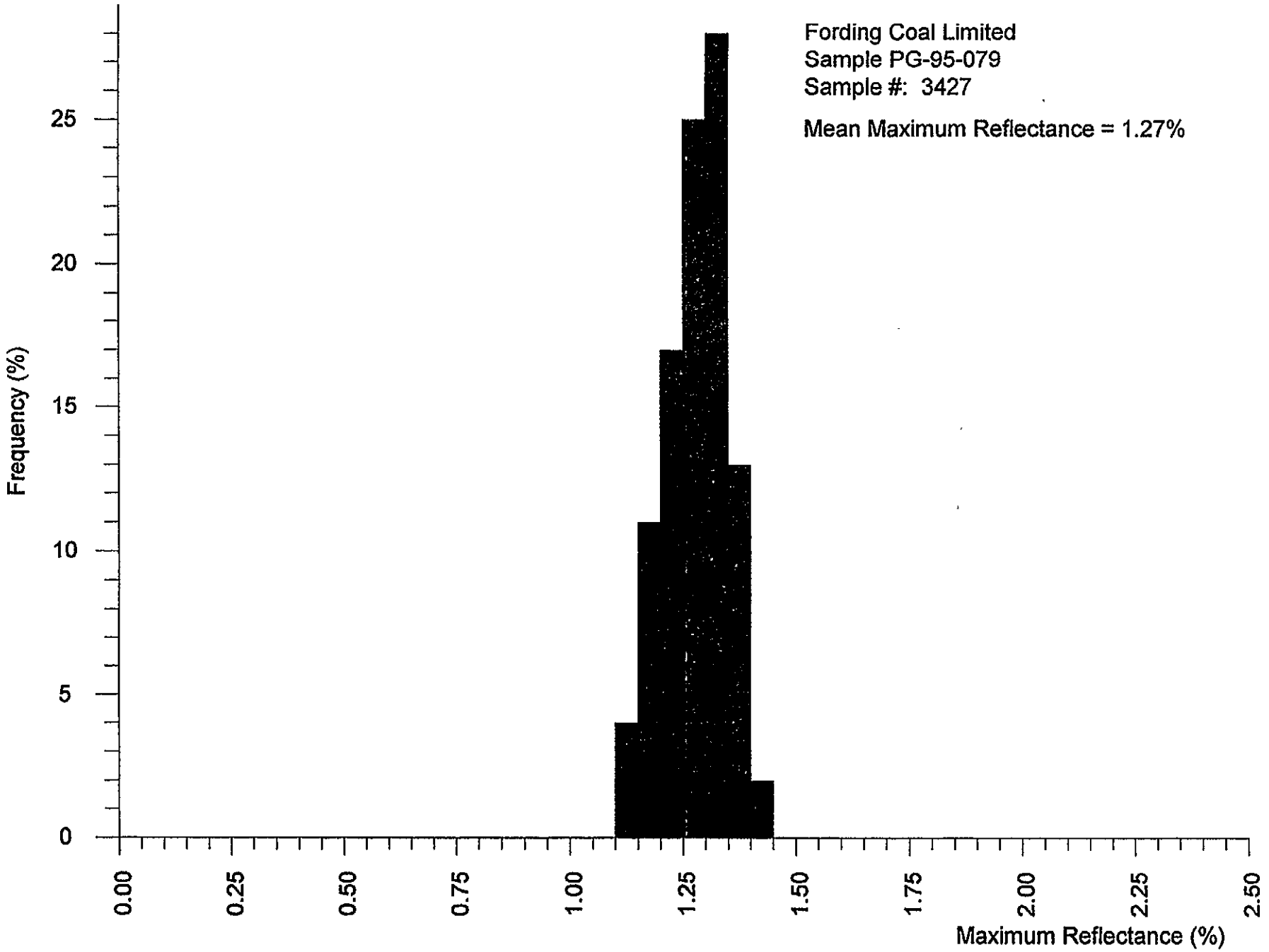

David E. Pearson & Associates Ltd.

Vitrinite Reflectance - by ISO 7404/5

Fording Coal Limited
Sample PG-95-080

RH #2447
36.7 to 38.1m

BASIC STATISTICS

Total Number of Observations	100
Mean Maximum Reflectance (Romax)%	0.97
Standard Deviation	0.0294
95% Confidence Level ±	0.0058

Romax is 0.97% ± 0.0058%; between 0.96% & 0.98%

CELL STATISTICS

Cell Number	Lower Limit	Number of Observations	Frequency (%)
19	0.90	24	24.00
20	0.95	59	59.00
21	1.00	15	15.00
22	1.05	2	2.00

VITRINITE TYPE DISTRIBUTION

Vitrinite Type	Frequency (%)
V9	83.00
V10	17.00

VITRINITE HISTOGRAM

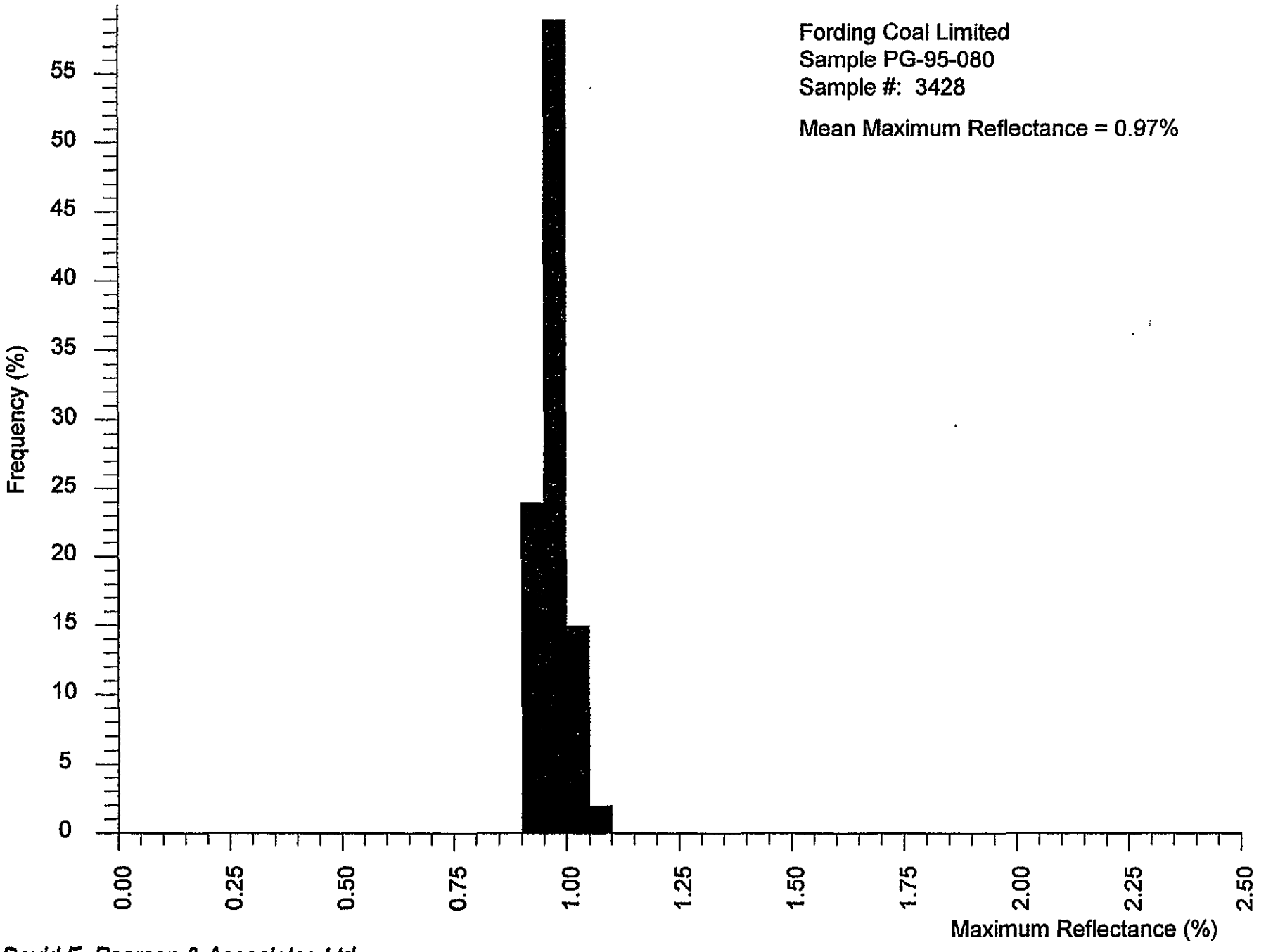

David E. Pearson & Associates Ltd.

Vitrinite Reflectance - by ISO 7404/5

Fording Coal Limited
Sample PG-95-081

RH #2447
69.8 to 72.8 m

BASIC STATISTICS

Total Number of Observations	100
Mean Maximum Reflectance (Romax)%	1.06
Standard Deviation	0.0377
95% Confidence Level ±	0.0074

Romax is 1.06% ± 0.0074%; between 1.05% & 1.07%

CELL STATISTICS

Cell Number	Lower Limit	Number of Observations	Frequency (%)
20	0.95	6	6.00
21	1.00	30	30.00
22	1.05	49	49.00
23	1.10	15	15.00

VITRINITE TYPE DISTRIBUTION

Vitrinite Type	Frequency (%)
V9	6.00
V10	79.00
V11	15.00

VITRINITE HISTOGRAM

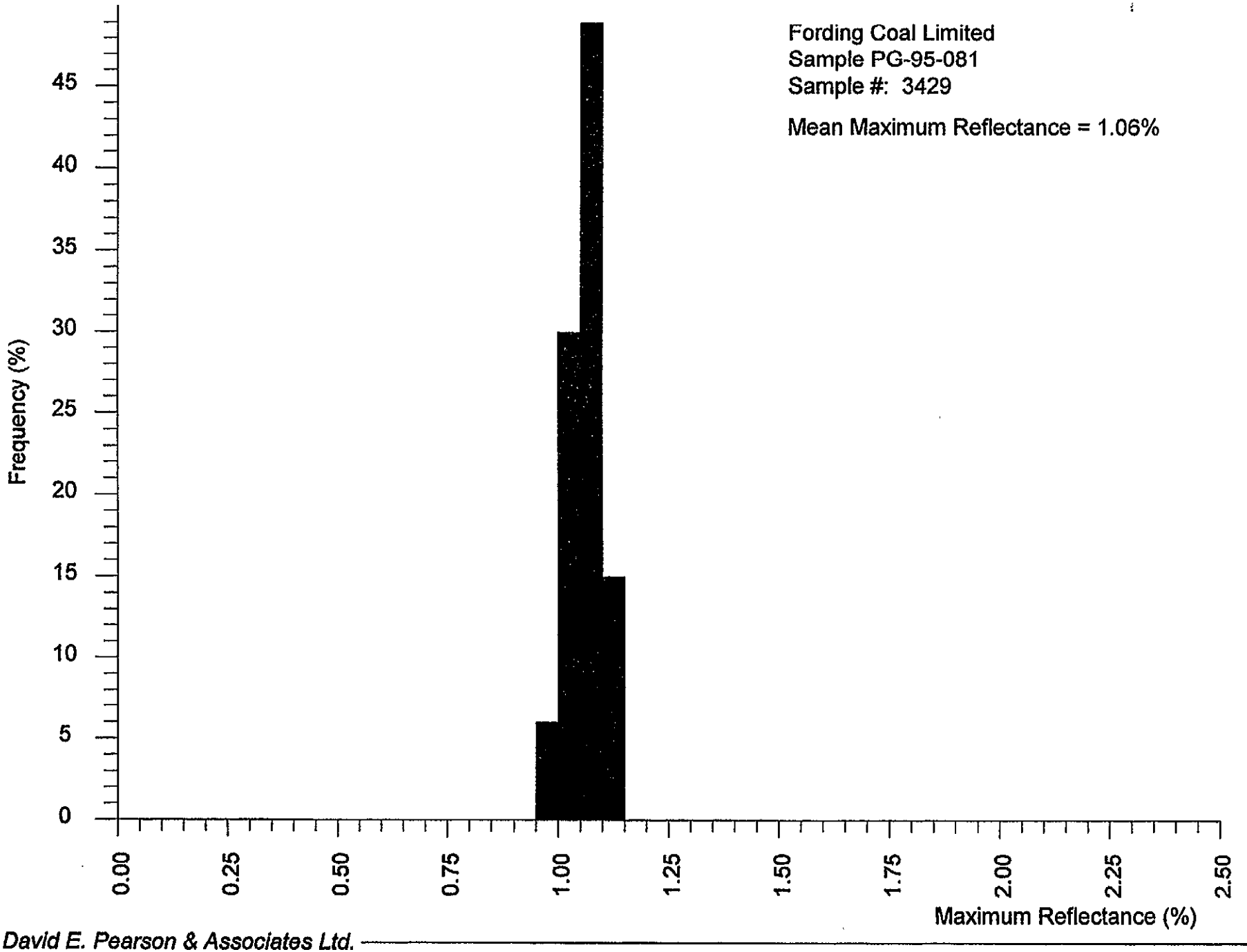

David E. Pearson & Associates Ltd.

Vitrinite Reflectance - by ISO 7404/5

Fording Coal Limited
Sample PG-95-082

RH #2447
81.4 to 84.4m

BASIC STATISTICS

Total Number of Observations	100
Mean Maximum Reflectance (Romax)%	1.04
Standard Deviation	0.0520
95% Confidence Level ±	0.0102

Romax is 1.04% ± 0.0102%; between 1.03% & 1.05%

CELL STATISTICS

Cell Number	Lower Limit	Number of Observations	Frequency (%)
18	0.85	1	1.00
19	0.90	3	3.00
20	0.95	17	17.00
21	1.00	37	37.00
22	1.05	31	31.00
23	1.10	9	9.00
24	1.15	2	2.00

VITRINITE TYPE DISTRIBUTION

Vitrinite Type	Frequency (%)
V8	1.00
V9	20.00
V10	68.00
V11	11.00

VITRINITE HISTOGRAM

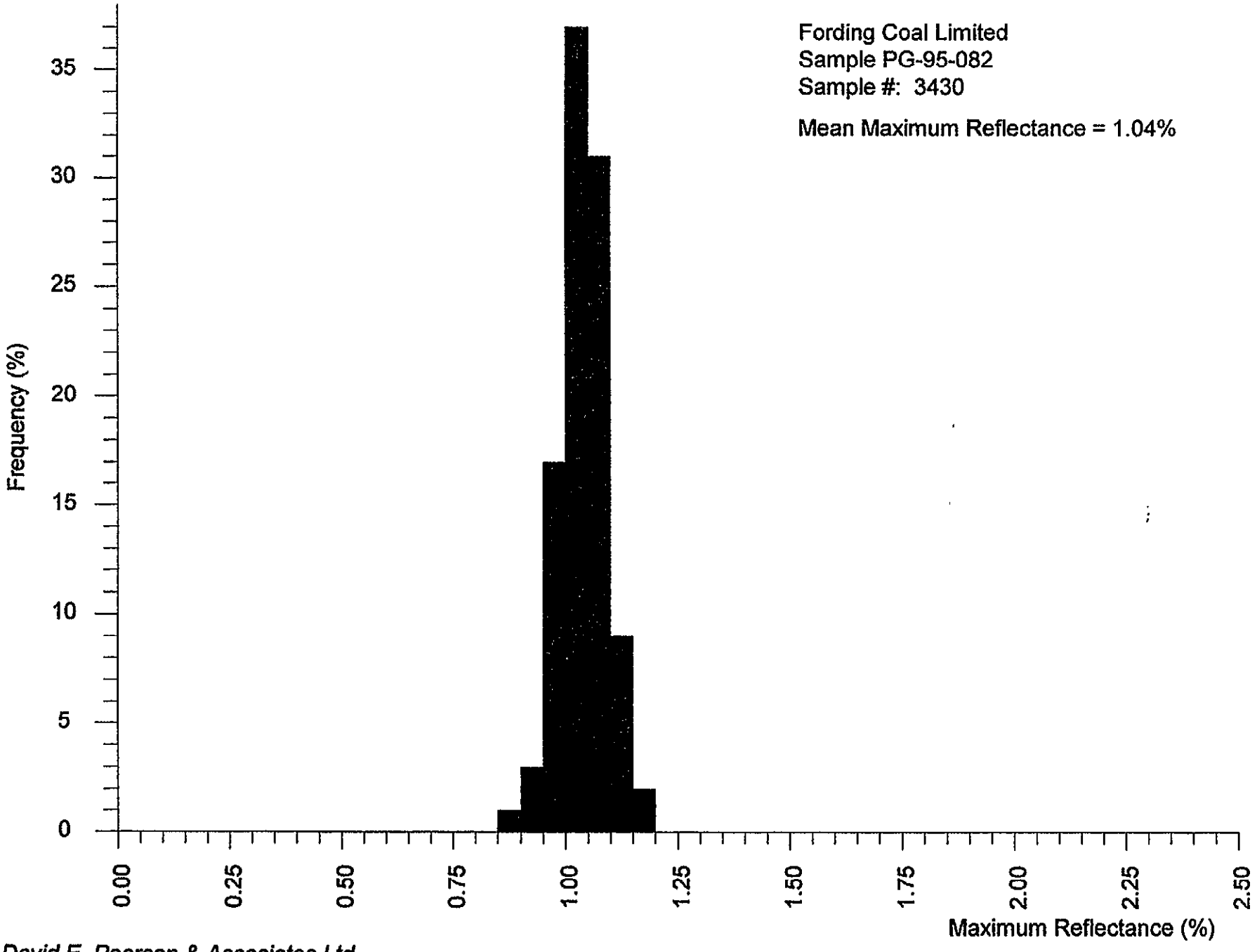

David E. Pearson & Associates Ltd.

Vitrinite Reflectance - by ISO 7404/5

Fording Coal Limited
Sample PG-95-083

RH 2447
106.4 to 110.8

BASIC STATISTICS

Total Number of Observations	100
Mean Maximum Reflectance (Romax)%	1.12
Standard Deviation	0.0483
95% Confidence Level ±	0.0095

Romax is 1.12% ± 0.0095%; between 1.12% & 1.13%

CELL STATISTICS

Cell Number	Lower Limit	Number of Observations	Frequency (%)
21	1.00	5	5.00
22	1.05	26	26.00
23	1.10	34	34.00
24	1.15	30	30.00
25	1.20	3	3.00
26	1.25	2	2.00

VITRINITE TYPE DISTRIBUTION

Vitrinite Type	Frequency (%)
V10	31.00
V11	64.00
V12	5.00

VITRINITE HISTOGRAM

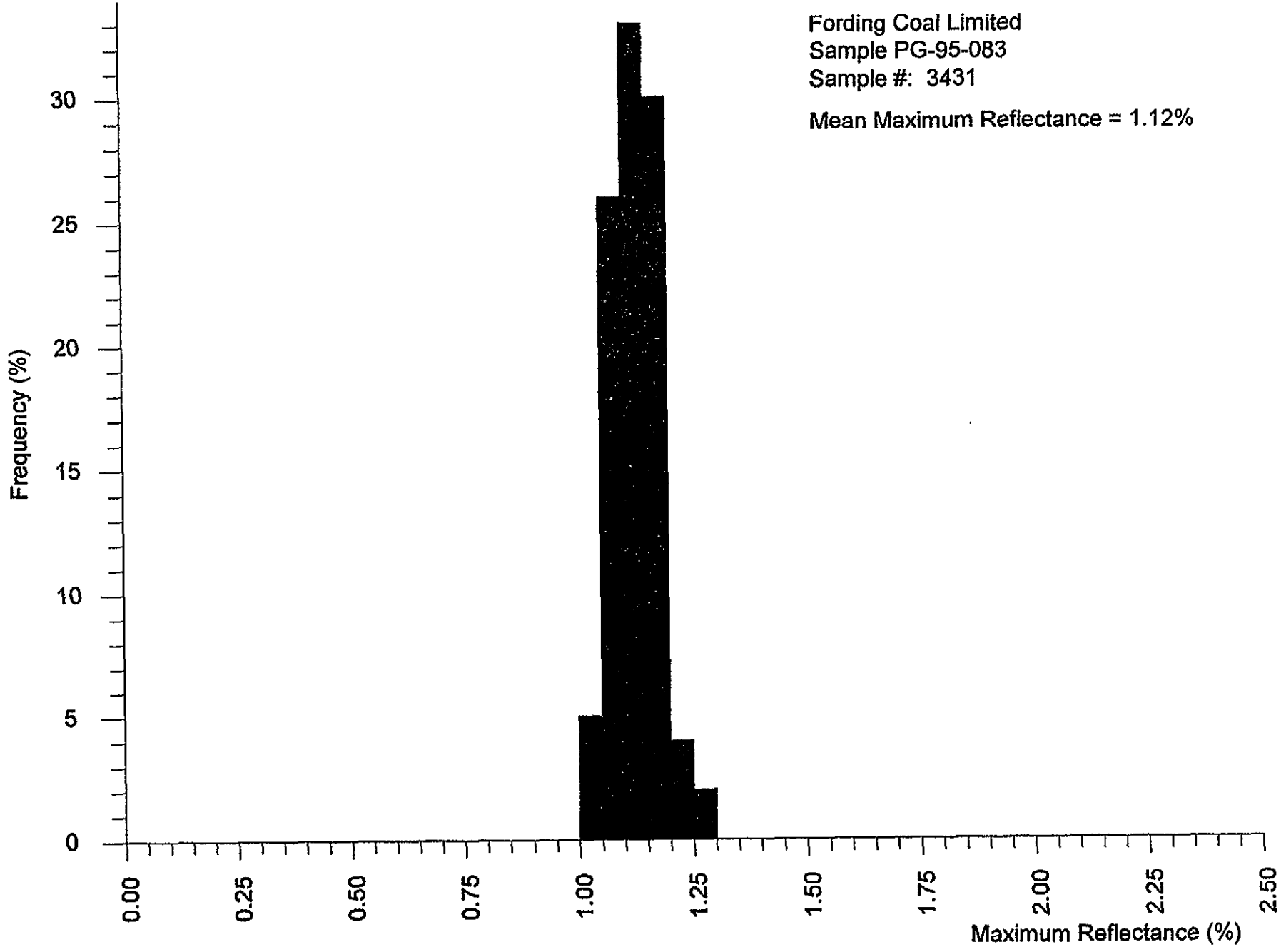

David E. Pearson & Associates Ltd.

Vitrinite Reflectance - by ISO 7404/5

Fording Coal Limited
Sample PG-95-084

RH #2447
223.7 to 232.8 m

BASIC STATISTICS

Total Number of Observations	100
Mean Maximum Reflectance (Romax)%	1.30
Standard Deviation	0.0524
95% Confidence Level ±	0.0103

Romax is 1.30% ± 0.0103%; between 1.29% & 1.31%

CELL STATISTICS

Cell Number	Lower Limit	Number of Observations	Frequency (%)
24	1.15	3	3.00
25	1.20	13	13.00
26	1.25	32	32.00
27	1.30	39	39.00
28	1.35	10	10.00
29	1.40	3	3.00

VITRINITE TYPE DISTRIBUTION

Vitrinite Type	Frequency (%)
V11	3.00
V12	45.00
V13	49.00
V14	3.00

VITRINITE HISTOGRAM

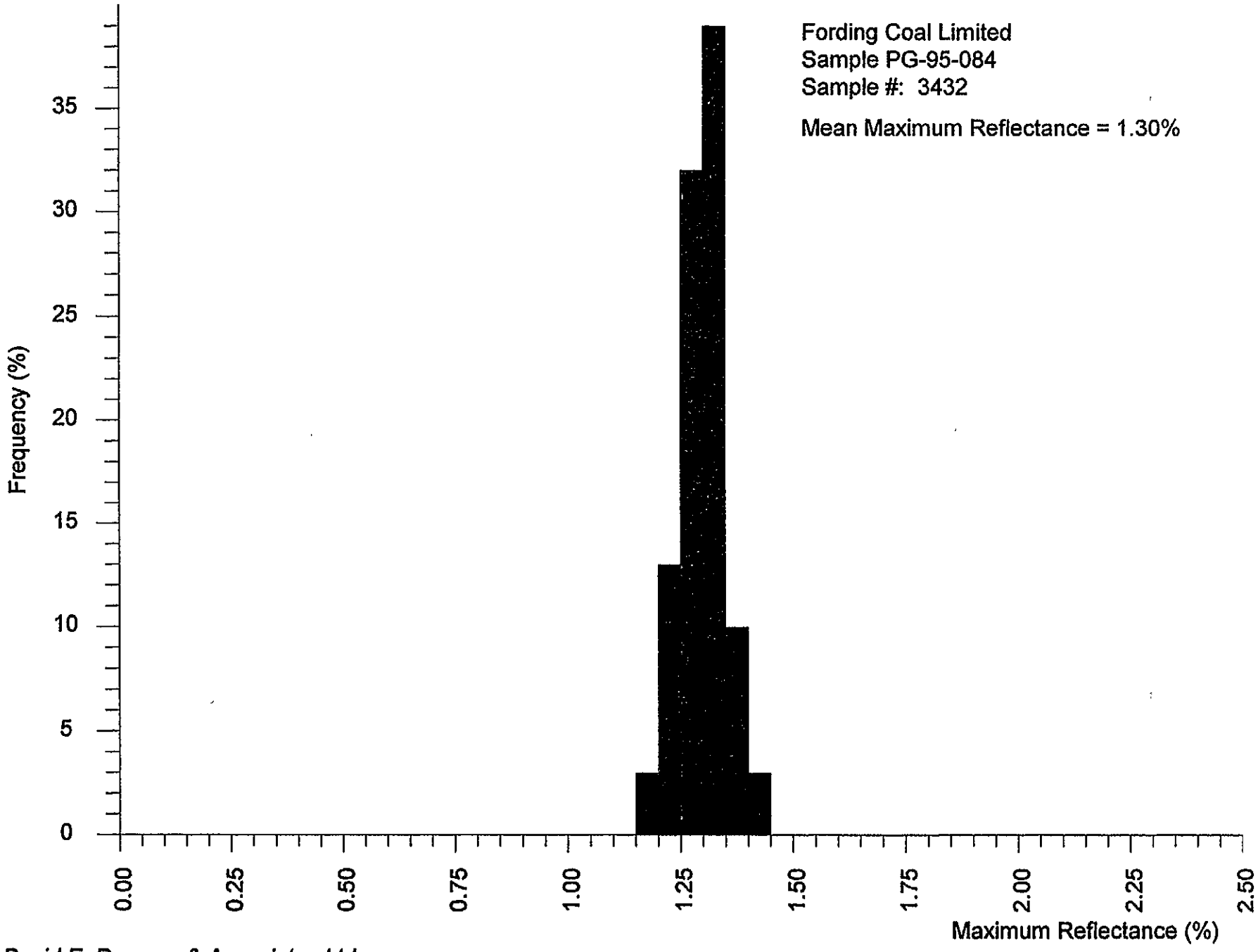

David E. Pearson & Associates Ltd.

Vitrinite Reflectance - by ISO 7404/5

Fording Coal Limited
Sample PG-95-085

RH #2448
41.5 to 45.9m

BASIC STATISTICS

Total Number of Observations	100
Mean Maximum Reflectance (Romax)%	0.89
Standard Deviation	0.0441
95% Confidence Level ±	0.0086

Romax is 0.89% ± 0.0086%; between 0.88% & 0.90%

CELL STATISTICS

Cell Number	Lower Limit	Number of Observations	Frequency (%)
16	0.75	3	3.00
17	0.80	13	13.00
18	0.85	36	36.00
19	0.90	38	38.00
20	0.95	10	10.00

VITRINITE TYPE DISTRIBUTION

Vitrinite Type	Frequency (%)
V7	3.00
V8	49.00
V9	48.00

VITRINITE HISTOGRAM

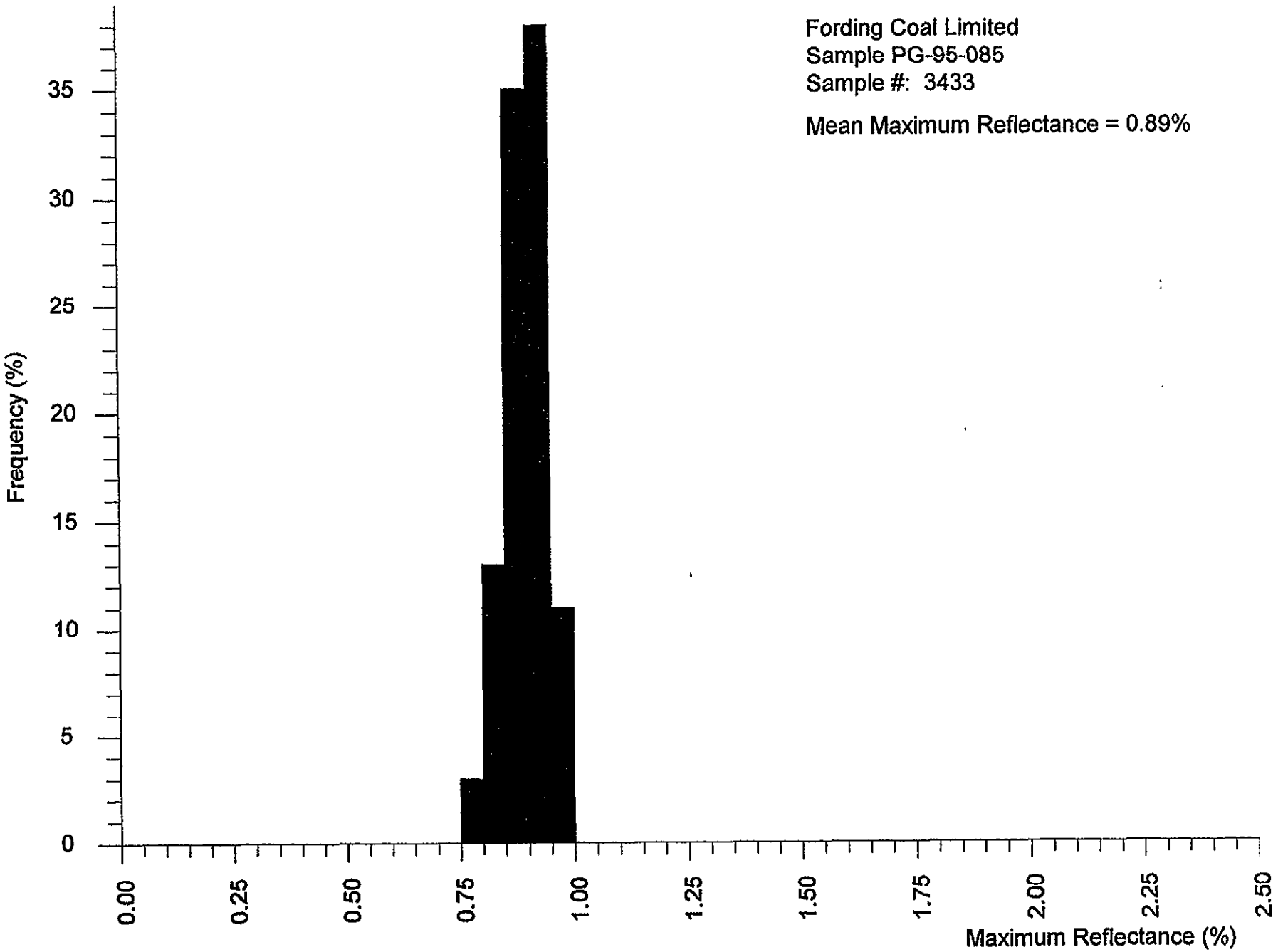

David E. Pearson & Associates Ltd.

Vitrinite Reflectance - by ISO 7404/5

Fording Coal Limited
Sample PG-95-086

RH #2448
134.4 - 135.5

BASIC STATISTICS

Total Number of Observations	100
Mean Maximum Reflectance (Romax)%	0.91
Standard Deviation	0.0394
95% Confidence Level ±	0.0077

Romax is 0.91% ± 0.0077%; between 0.90% & 0.91%

CELL STATISTICS

Cell Number	Lower Limit	Number of Observations	Frequency (%)
17	0.80	7	7.00
18	0.85	32	32.00
19	0.90	46	46.00
20	0.95	15	15.00

VITRINITE TYPE DISTRIBUTION

Vitrinite Type	Frequency (%)
V8	39.00
V9	61.00

VITRINITE HISTOGRAM

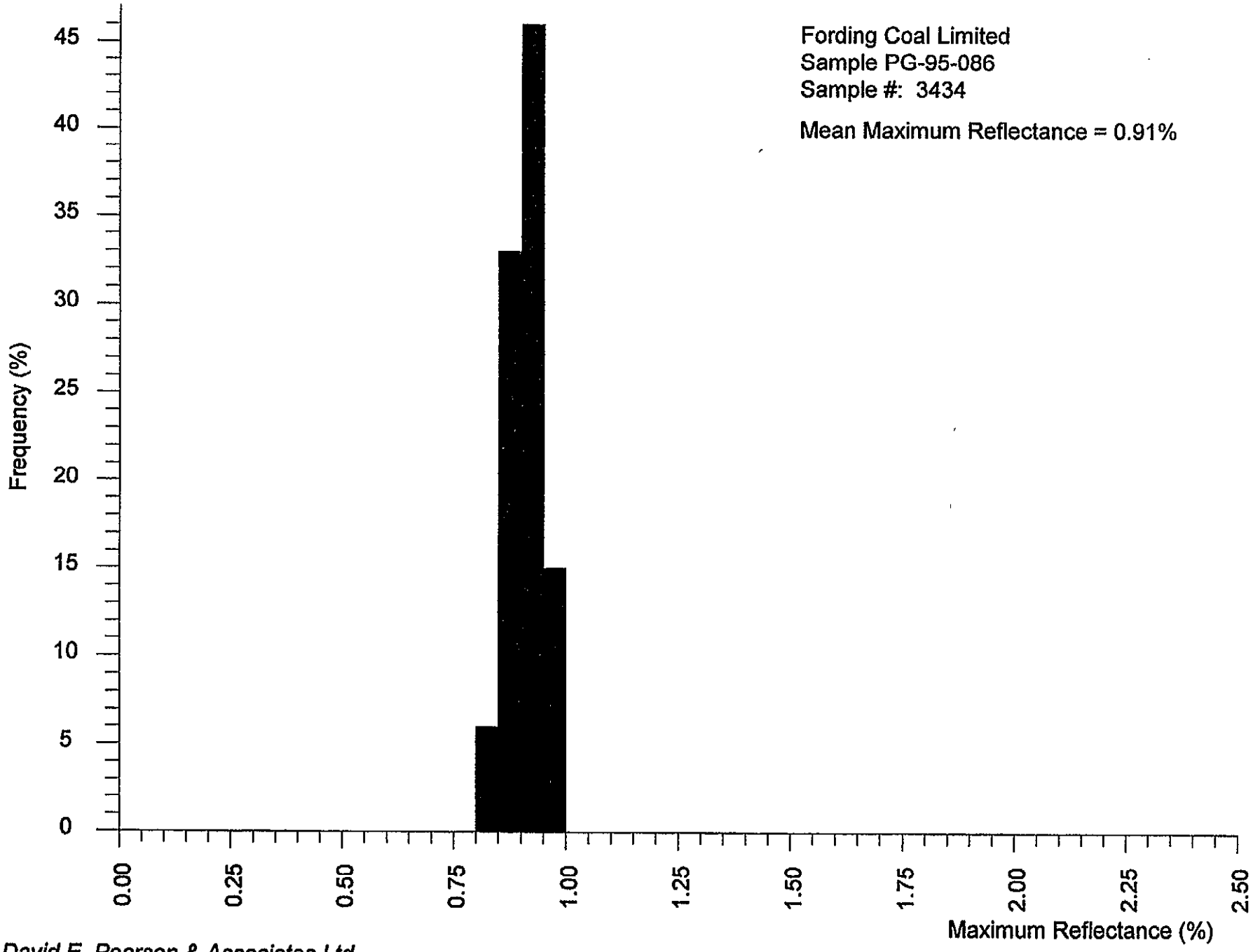

David E. Pearson & Associates Ltd.

Vitrinite Reflectance - by ISO 7404/5

Fording Coal Limited
Sample PG-95-087

RH #2448

184.2 to 188.2

BASIC STATISTICS

Total Number of Observations	100
Mean Maximum Reflectance (Romax)%	1.01
Standard Deviation	0.0516
95% Confidence Level ±	0.0101

Romax is 1.01% ± 0.0101%; between 1.00% & 1.02%

CELL STATISTICS

Cell Number	Lower Limit	Number of Observations	Frequency (%)
18	0.85	2	2.00
19	0.90	5	5.00
20	0.95	32	32.00
21	1.00	40	40.00
22	1.05	15	15.00
23	1.10	5	5.00
24	1.15	1	1.00

VITRINITE TYPE DISTRIBUTION

Vitrinite Type	Frequency (%)
V8	2.00
V9	37.00
V10	55.00
V11	6.00

VITRINITE HISTOGRAM

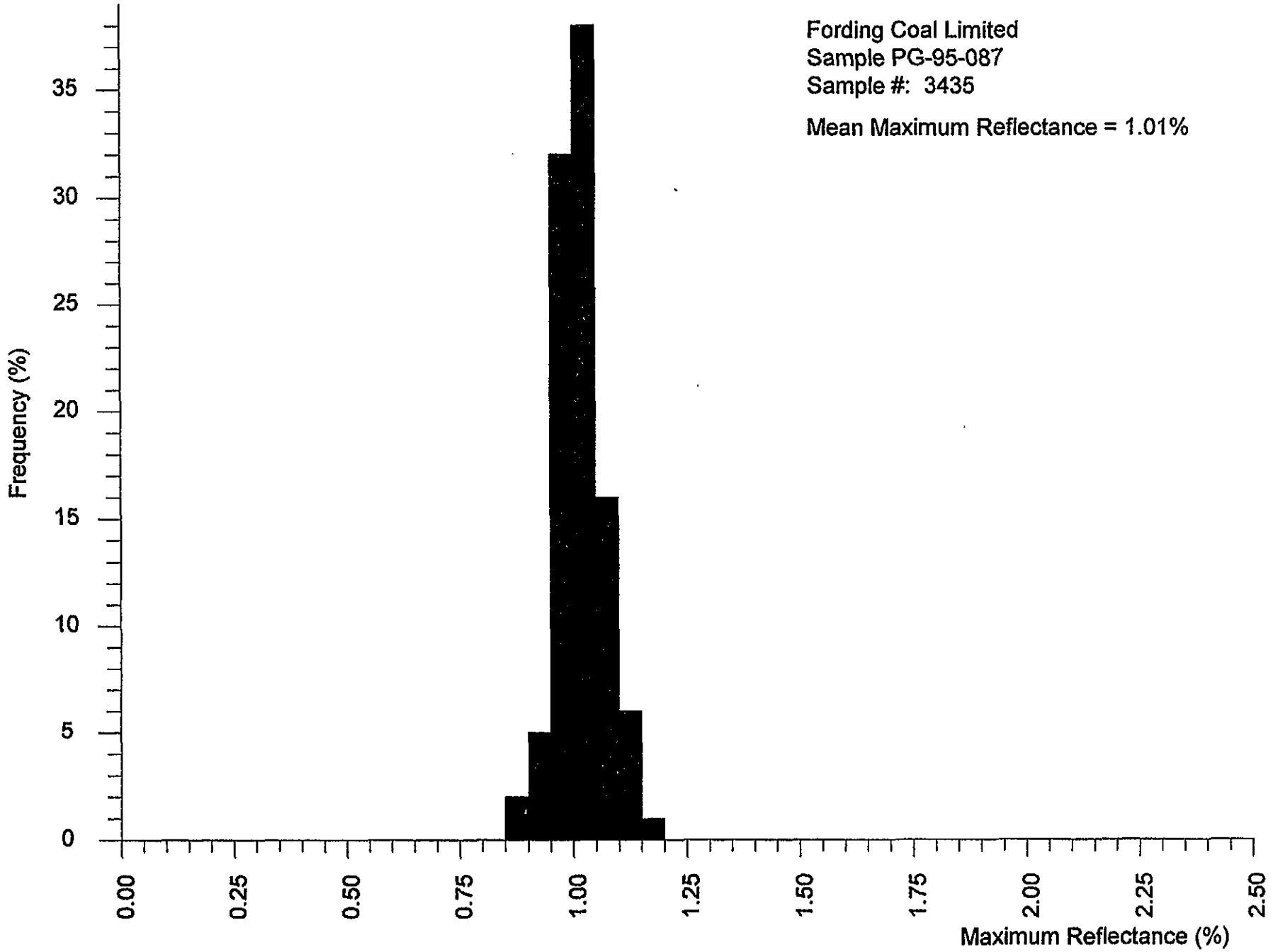

David E. Pearson & Associates Ltd.

Vitrinite Reflectance - by ISO 7404/5

Fording Coal Limited
Sample PG-95-088

RH #2448
190.9 to 192.9

BASIC STATISTICS

Total Number of Observations	100
Mean Maximum Reflectance (Romax)%	1.01
Standard Deviation	0.0513
95% Confidence Level ±	0.0100

Romax is 1.01% ± 0.0100%; between 1.00% & 1.02%

CELL STATISTICS

Cell Number	Lower Limit	Number of Observations	Frequency (%)
19	0.90	17	17.00
20	0.95	29	29.00
21	1.00	36	36.00
22	1.05	15	15.00
23	1.10	3	3.00

VITRINITE TYPE DISTRIBUTION

Vitrinite Type	Frequency (%)
V9	46.00
V10	51.00
V11	3.00

VITRINITE HISTOGRAM

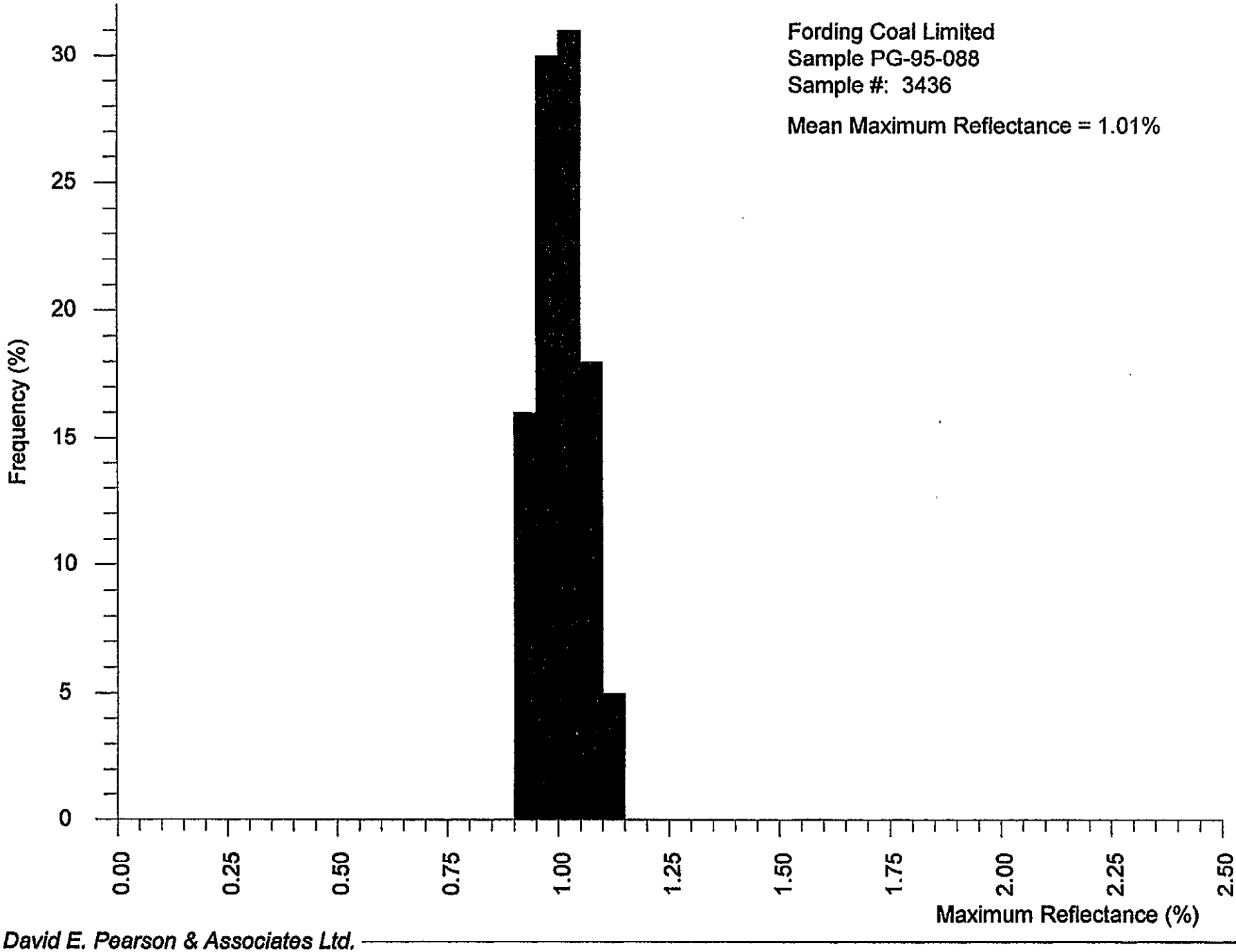

David E. Pearson & Associates Ltd.

Vitrinite Reflectance - by ISO 7404/5

Fording Coal Limited
Sample PG-95-089

RH # 2448
2109 - 213.9 m

BASIC STATISTICS

Total Number of Observations	100
Mean Maximum Reflectance (Romax)%	0.98
Standard Deviation	0.0441
95% Confidence Level ±	0.0086

Romax is 0.98% ± 0.0086%; between 0.97% & 0.99%

CELL STATISTICS

Cell Number	Lower Limit	Number of Observations	Frequency (%)
18	0.85	6	6.00
19	0.90	26	26.00
20	0.95	37	37.00
21	1.00	27	27.00
22	1.05	4	4.00

VITRINITE TYPE DISTRIBUTION

Vitrinite Type	Frequency (%)
V8	6.00
V9	63.00
V10	31.00

VITRINITE HISTOGRAM

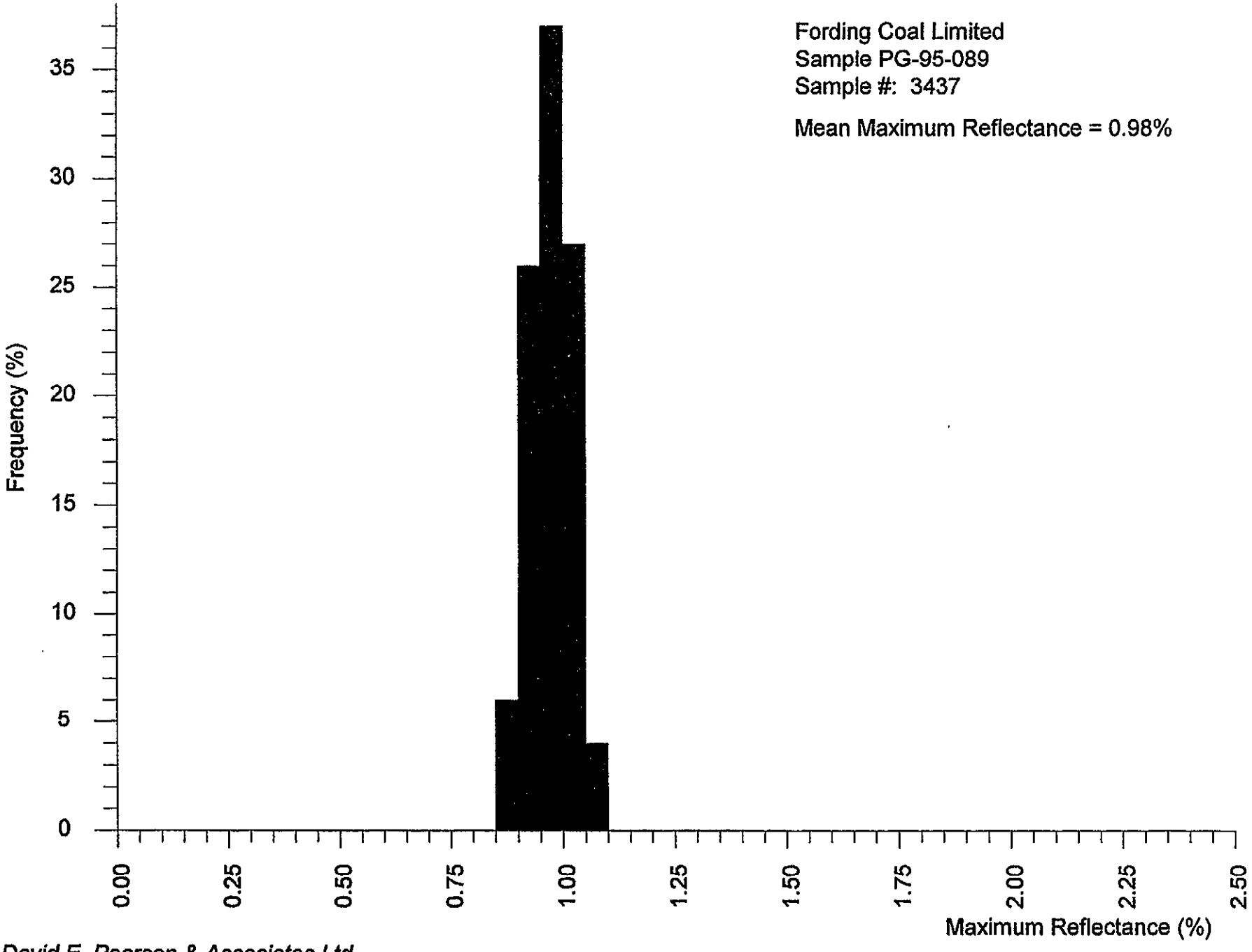

David E. Pearson & Associates Ltd.

Vitrinite Reflectance - by ISO 7404/5

Fording Coal Limited
Sample PG-95-093

RH #2477
88.1-904

BASIC STATISTICS

Total Number of Observations	100
Mean Maximum Reflectance (Romax)%	1.02
Standard Deviation	0.0532
95% Confidence Level ±	0.0104

Romax is 1.02% ± 0.0104%; between 1.00% & 1.03%

CELL STATISTICS

Cell Number	Lower Limit	Number of Observations	Frequency (%)
19	0.90	6	6.00
20	0.95	38	38.00
21	1.00	31	31.00
22	1.05	17	17.00
23	1.10	5	5.00
24	1.15	3	3.00

VITRINITE TYPE DISTRIBUTION

Vitrinite Type	Frequency (%)
V9	44.00
V10	48.00
V11	8.00

VITRINITE HISTOGRAM

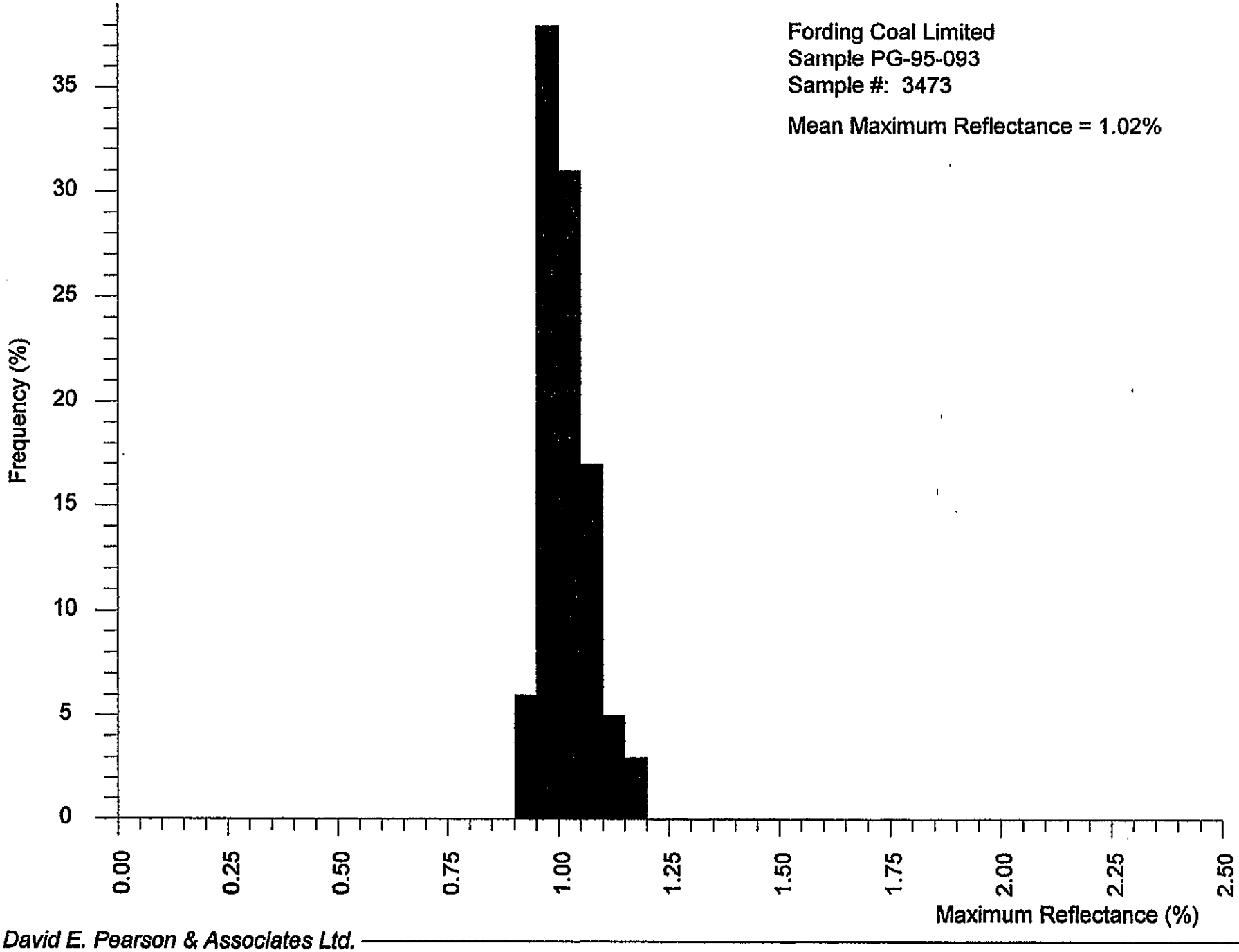

David E. Pearson & Associates Ltd.

Vitrinite Reflectance - by ISO 7404/5

Fording Coal Limited
Sample PG-95-094

RH #2477
137.5 - 139.0 m

BASIC STATISTICS

Total Number of Observations	100
Mean Maximum Reflectance (Romax)%	1.17
Standard Deviation	0.0545
95% Confidence Level ±	0.0107

Romax is 1.17% ± 0.0107%; between 1.16% & 1.18%

CELL STATISTICS

Cell Number	Lower Limit	Number of Observations	Frequency (%)
22	1.05	5	5.00
23	1.10	36	36.00
24	1.15	30	30.00
25	1.20	14	14.00
26	1.25	15	15.00

VITRINITE TYPE DISTRIBUTION

Vitrinite Type	Frequency (%)
V10	5.00
V11	66.00
V12	29.00

VITRINITE HISTOGRAM

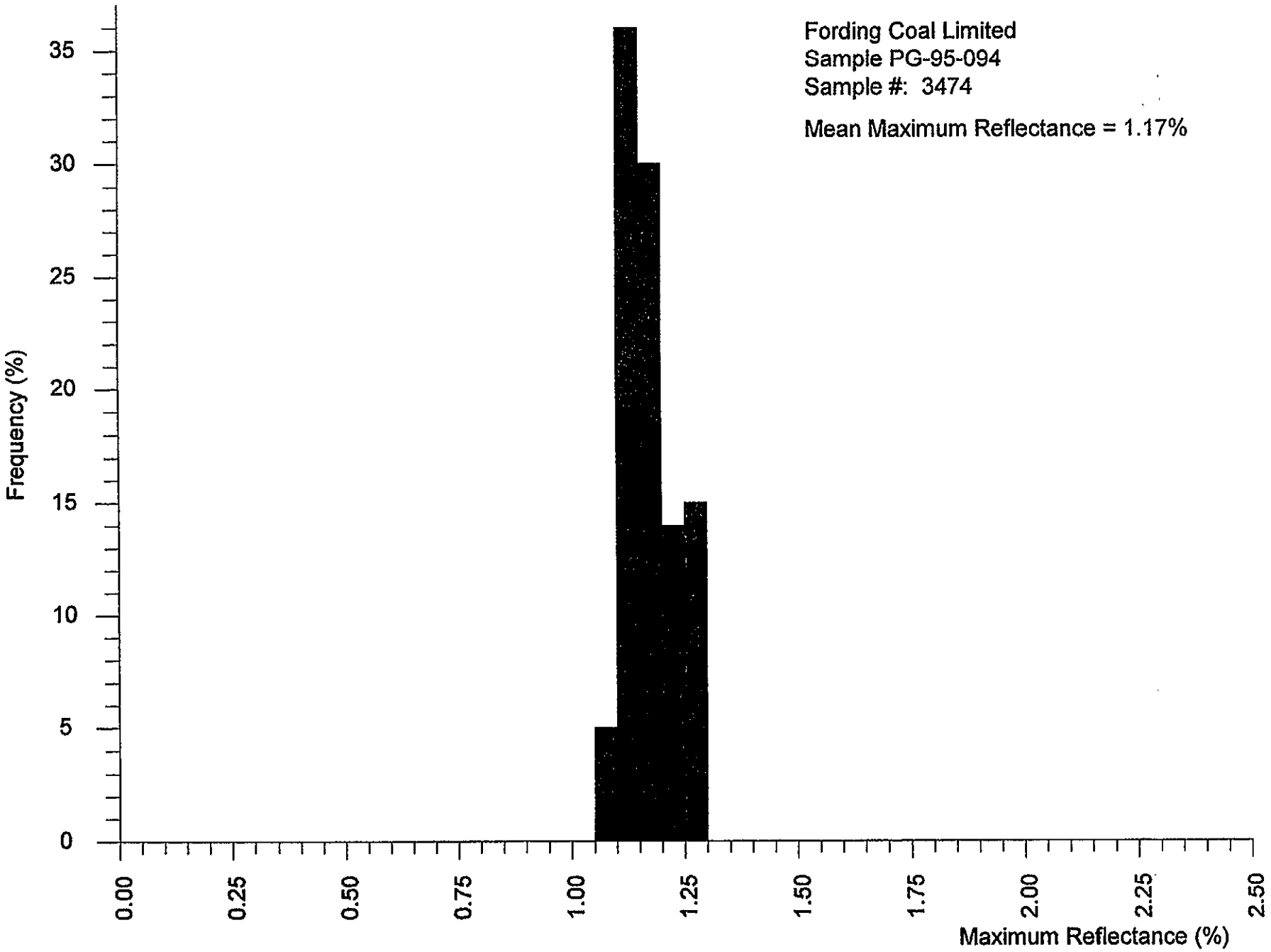

David E. Pearson & Associates Ltd.

Vitrinite Reflectance - by ISO 7404/5

Fording Coal Limited
Sample PG-95-095

RH 2478
100.8 - 103.8

BASIC STATISTICS

Total Number of Observations	100
Mean Maximum Reflectance (Romax)%	1.13
Standard Deviation	0.0531
95% Confidence Level ±	0.0104

Romax is 1.13% ± 0.0104%; between 1.12% & 1.14%

CELL STATISTICS

Cell Number	Lower Limit	Number of Observations	Frequency (%)
21	1.00	6	6.00
22	1.05	19	19.00
23	1.10	34	34.00
24	1.15	27	27.00
25	1.20	14	14.00

VITRINITE TYPE DISTRIBUTION

Vitrinite Type	Frequency (%)
V10	25.00
V11	61.00
V12	14.00

VITRINITE HISTOGRAM

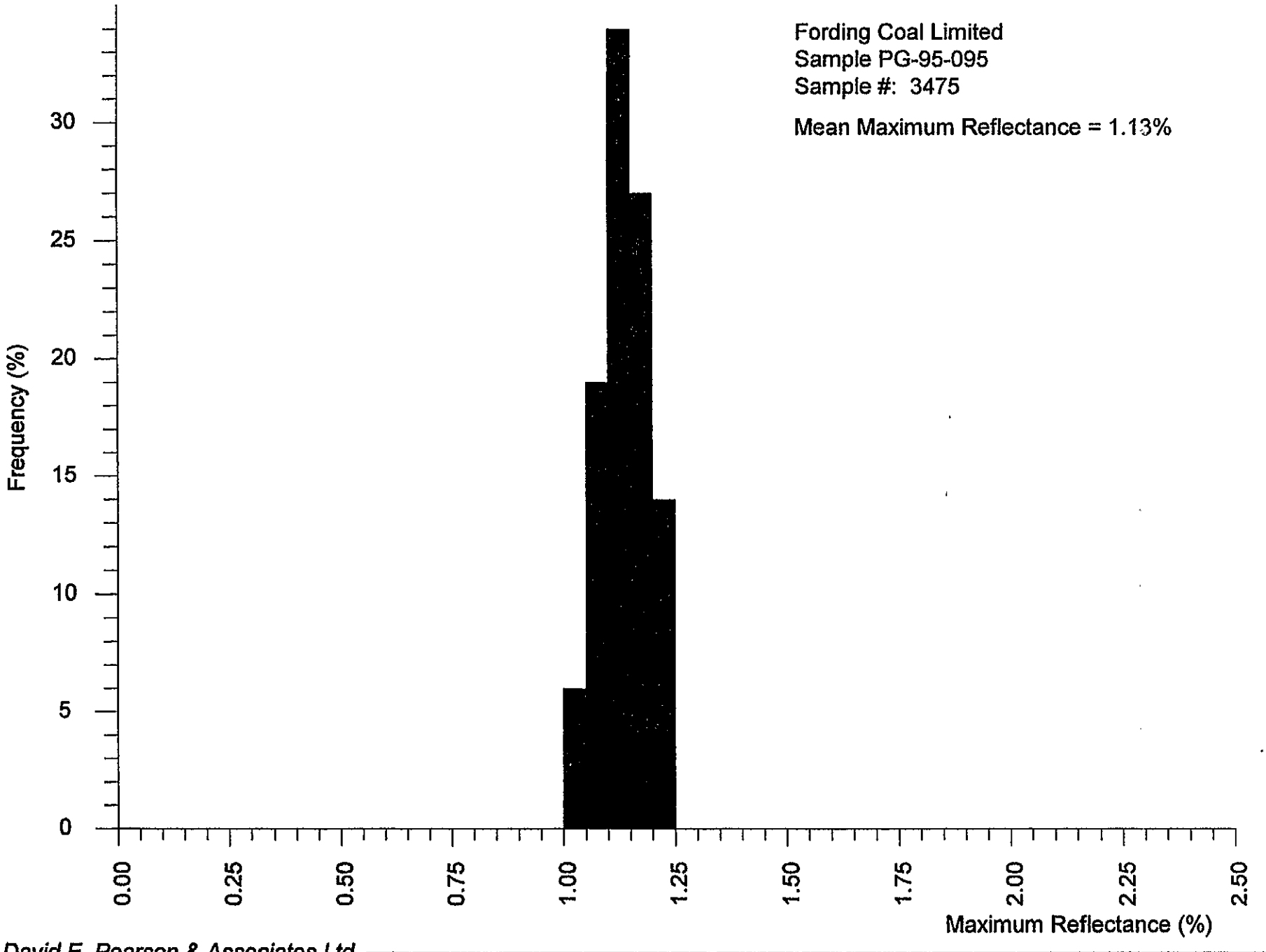

David E. Pearson & Associates Ltd.

Vitrinite Reflectance - by ISO 7404/5

Fording Coal Limited
Sample PG-95-096

RH 2478
187.50 - 190.0m

BASIC STATISTICS

Total Number of Observations	100
Mean Maximum Reflectance (Romax)%	1.20
Standard Deviation	0.0459
95% Confidence Level ±	0.0090

Romax is 1.20% ± 0.0090%; between 1.20% & 1.21%

CELL STATISTICS

Cell Number	Lower Limit	Number of Observations	Frequency (%)
22	1.05	2	2.00
23	1.10	7	7.00
24	1.15	39	39.00
25	1.20	34	34.00
26	1.25	16	16.00
27	1.30	2	2.00

VITRINITE TYPE DISTRIBUTION

Vitrinite Type	Frequency (%)
V10	2.00
V11	46.00
V12	50.00
V13	2.00

VITRINITE HISTOGRAM

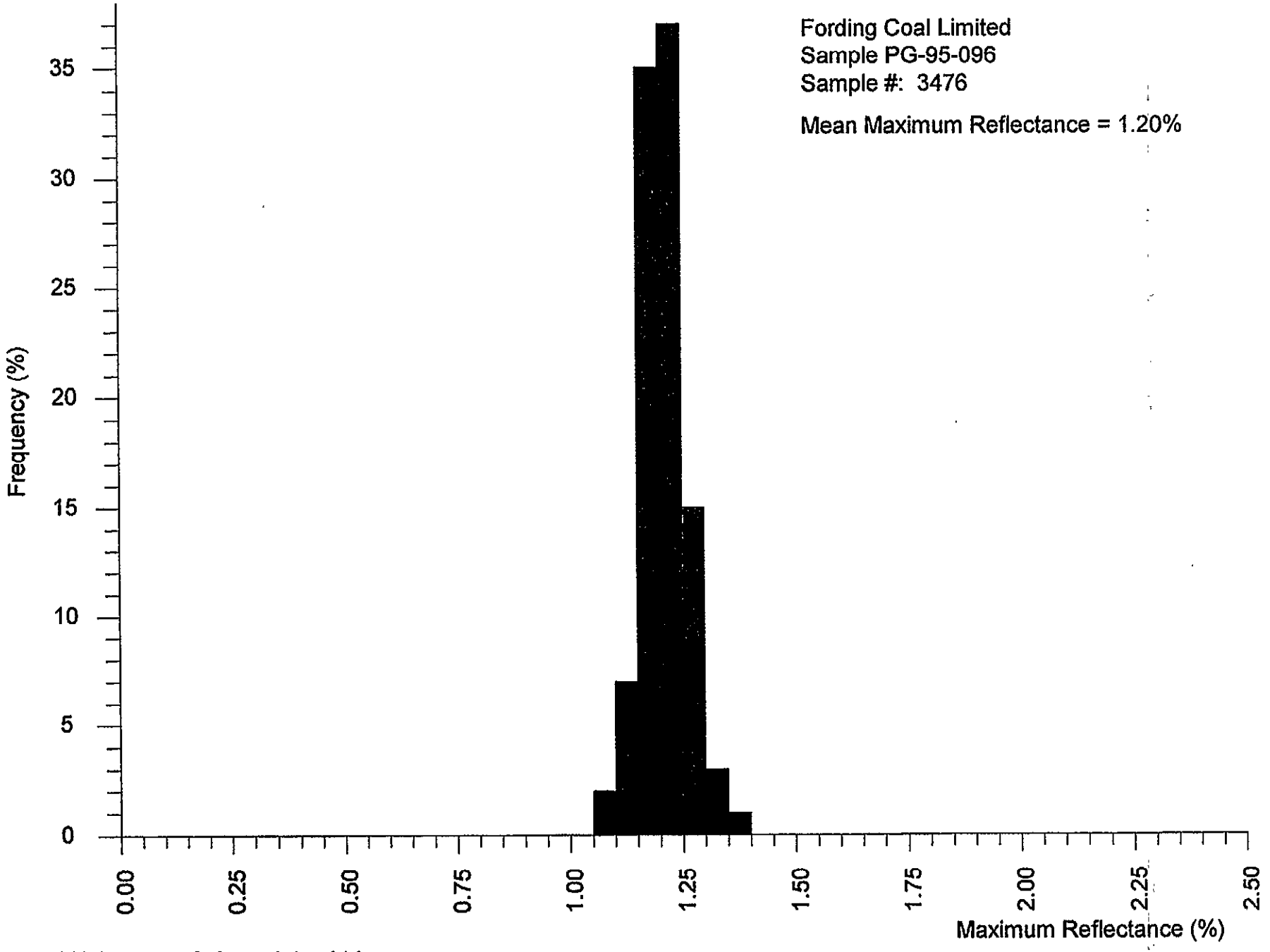

David E. Pearson & Associates Ltd.

Vitrinite Reflectance - by ISO 7404/5

Fording Coal Limited
Sample PG-95-097

RH # 2491
68.6 - 70.5m

BASIC STATISTICS

Total Number of Observations	100
Mean Maximum Reflectance (Romax)%	1.14
Standard Deviation	0.0450
95% Confidence Level ±	0.0088

Romax is 1.14% ± 0.0088%; between 1.13% & 1.15%

CELL STATISTICS

Cell Number	Lower Limit	Number of Observations	Frequency (%)
21	1.00	1	1.00
22	1.05	13	13.00
23	1.10	49	49.00
24	1.15	23	23.00
25	1.20	13	13.00
26	1.25	1	1.00

VITRINITE TYPE DISTRIBUTION

Vitrinite Type	Frequency (%)
V10	14.00
V11	72.00
V12	14.00

VITRINITE HISTOGRAM

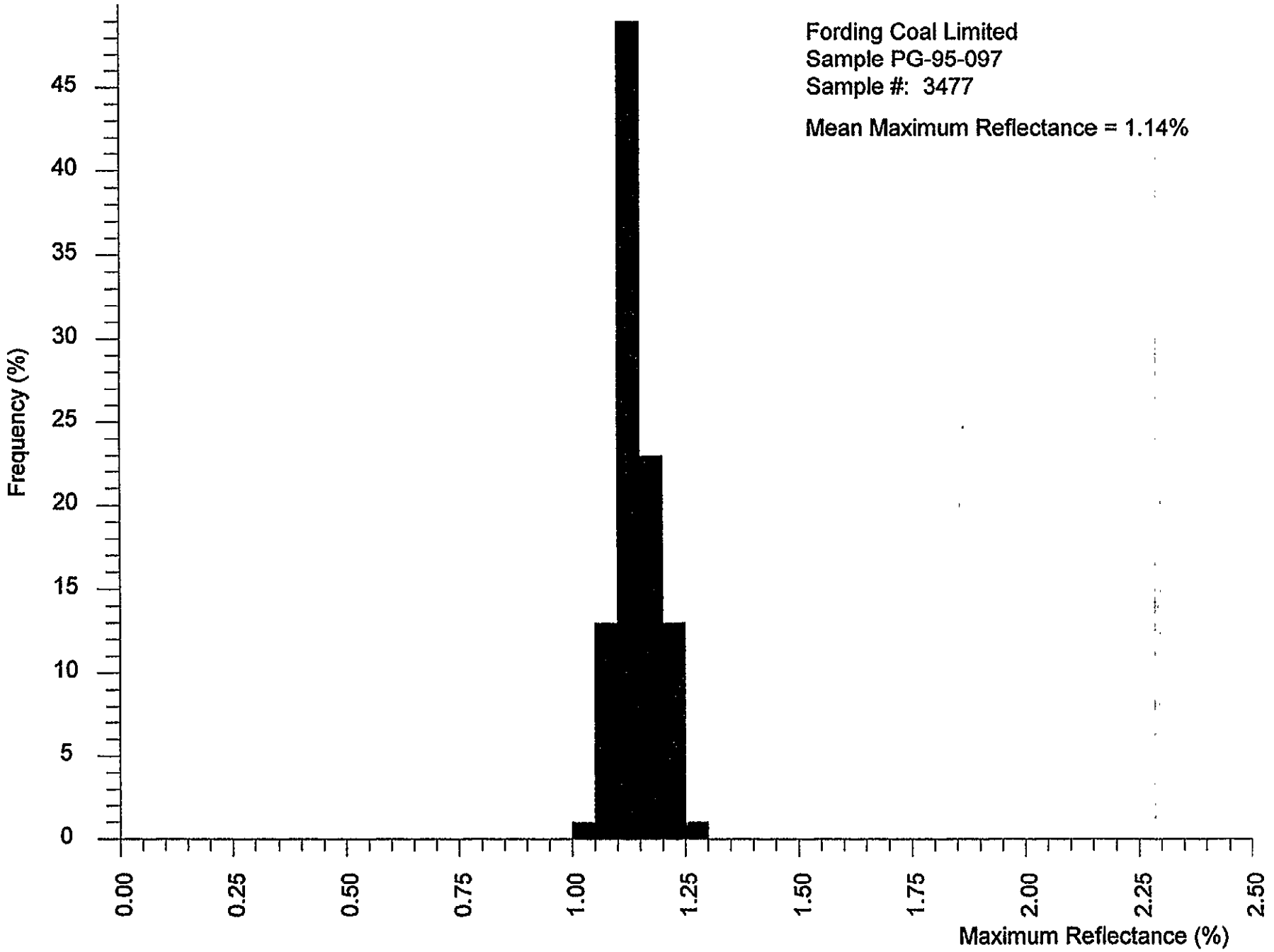

David E. Pearson & Associates Ltd.

Vitrinite Reflectance - by ISO 7404/5

Fording Coal Limited
Sample PG-95-098

RH #2491
83.5 - 84.7 m

BASIC STATISTICS

Total Number of Observations	100
Mean Maximum Reflectance (Romax)%	1.11
Standard Deviation	0.0511
95% Confidence Level ±	0.0100

Romax is 1.11% ± 0.0100%; between 1.10% & 1.12%

CELL STATISTICS

Cell Number	Lower Limit	Number of Observations	Frequency (%)
20	0.95	2	2.00
21	1.00	6	6.00
22	1.05	28	28.00
23	1.10	39	39.00
24	1.15	20	20.00
25	1.20	4	4.00
26	1.25	1	1.00

VITRINITE TYPE DISTRIBUTION

Vitrinite Type	Frequency (%)
V9	2.00
V10	34.00
V11	59.00
V12	5.00

VITRINITE HISTOGRAM

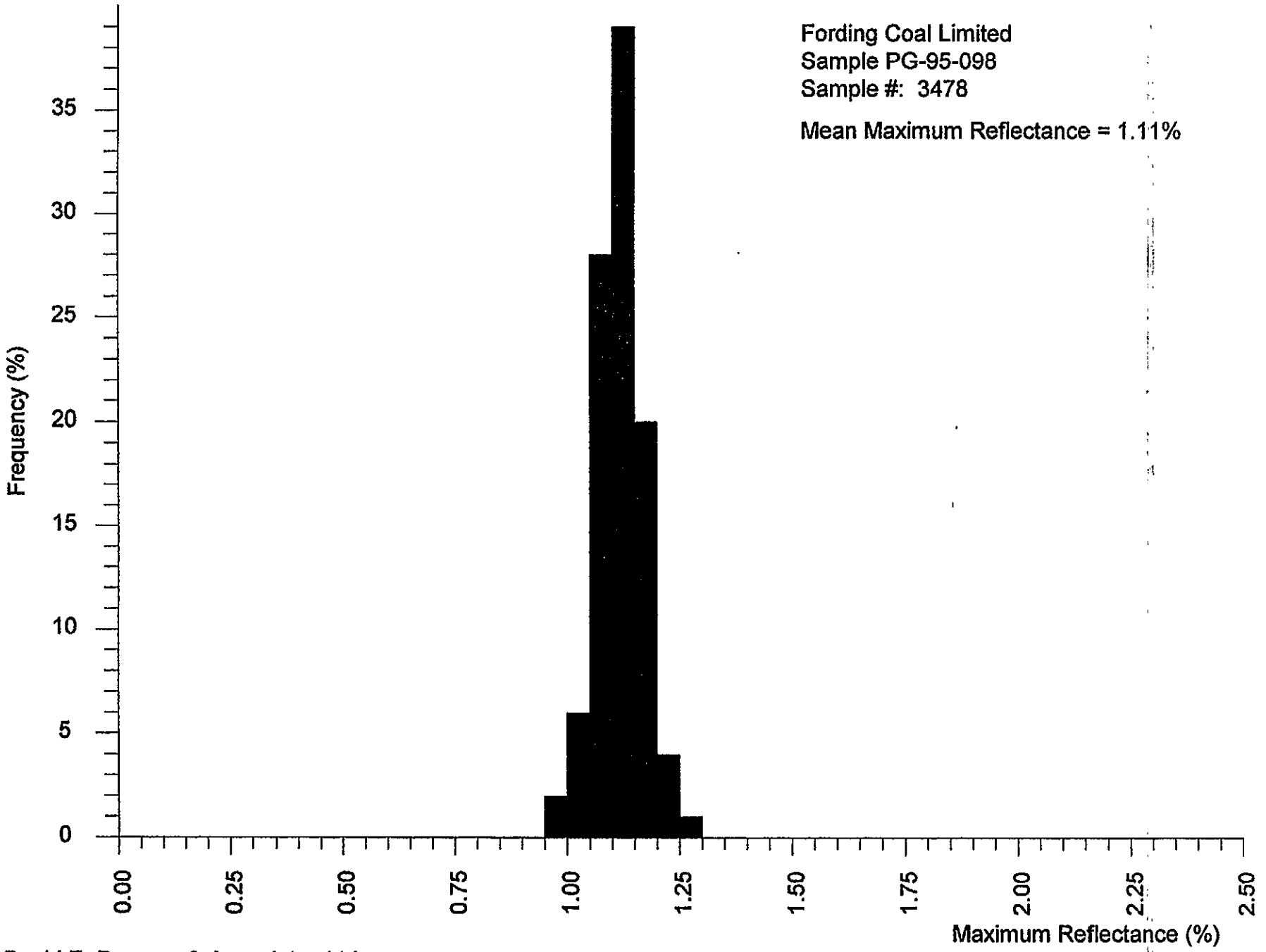

David E. Pearson & Associates Ltd.

RH #2468 #293

140·2 · 146·7 8 · 59·5

Coal Limited
129

STATISTICS

tal Number of Observations	100		100
an Maximum Reflectance (Romax)%	1.24	nax)%	0.93
ndard Deviation	0.0524		0.0547
% Confidence Level ±	0.0103		0.0107

nax is 1.24% ± 0.0103%; between 1.23% & 1.25% — een 0.92% & 0.94%

ATISTICS

l nber	Lower Limit	Number of Observations	Frequency (%)	Frequency (%)
2	1.05	1	1.00	6.00
3	1.10	5	5.00	9.00
4	1.15	15	15.00	0.00
5	1.20	37	37.00	3.00
6	1.25	29	29.00	0.00
7	1.30	12	12.00	1.00
8	1.35	1	1.00	1.00

E TYPE DISTRIBUTION

nite e	Frequency (%)
0	1.00
1	20.00
2	66.00
3	13.00

Vitrinite Reflectance - by ISO 7404/5

Fording Coal Limited
PG-95-130

RH #293
56.8 · 59.5

BASIC STATISTICS

Total Number of Observations	100
Mean Maximum Reflectance (Romax)%	0.93
Standard Deviation	0.0547
95% Confidence Level ±	0.0107

Romax is 0.93% ± 0.0107%; between 0.92% & 0.94%

CELL STATISTICS

Cell Number	Lower Limit	Number of Observations	Frequency (%)
17	0.80	6	6.00
18	0.85	19	19.00
19	0.90	40	40.00
20	0.95	23	23.00
21	1.00	10	10.00
22	1.05	1	1.00
23	1.10	1	1.00

VITRINITE TYPE DISTRIBUTION

Vitrinite Type	Frequency (%)
V8	25.00
V9	63.00
V10	11.00
V11	1.00

Vitrinite Reflectance - by ISO 7404/5

Fording Coal Limited
PG-95-131

RH # 293
95-97.7 m

BASIC STATISTICS

Total Number of Observations	100
Mean Maximum Reflectance (Romax)%	0.96
Standard Deviation	0.0491
95% Confidence Level ±	0.0096

Romax is 0.96% ± 0.0096%; between 0.95% & 0.97%

CELL STATISTICS

Cell Number	Lower Limit	Number of Observations	Frequency (%)
18	0.85	11	11.00
19	0.90	40	40.00
20	0.95	24	24.00
21	1.00	23	23.00
22	1.05	1	1.00
23	1.10	1	1.00

VITRINITE TYPE DISTRIBUTION

Vitrinite Type	Frequency (%)
V8	11.00
V9	64.00
V10	24.00
V11	1.00

Vitrinite Reflectance - by ISO 7404/5

Fording Coal Limited
PG-95-132

RH #293
182 m – 188m

BASIC STATISTICS

Total Number of Observations	100
Mean Maximum Reflectance (Romax)%	0.98
Standard Deviation	0.0476
95% Confidence Level ±	0.0093

Romax is 0.98% ± 0.0093%; between 0.97% & 0.99%

CELL STATISTICS

Cell Number	Lower Limit	Number of Observations	Frequency (%)
18	0.85	7	7.00
19	0.90	22	22.00
20	0.95	37	37.00
21	1.00	30	30.00
22	1.05	3	3.00
23	1.10	1	1.00

VITRINITE TYPE DISTRIBUTION

Vitrinite Type	Frequency (%)
V8	7.00
V9	59.00
V10	33.00
V11	1.00

Vitrinite Reflectance - by ISO 7404/5

Fording Coal Limited
PG-95-133

RH #293
225.3 - 227.5

BASIC STATISTICS

Total Number of Observations	100
Mean Maximum Reflectance (Romax)%	1.02
Standard Deviation	0.0501
95% Confidence Level ±	0.0098

Romax is 1.02% ± 0.0098%; between 1.01% & 1.03%

CELL STATISTICS

Cell Number	Lower Limit	Number of Observations	Frequency (%)
19	0.90	2	2.00
20	0.95	28	28.00
21	1.00	36	36.00
22	1.05	23	23.00
23	1.10	10	10.00
24	1.15	1	1.00

VITRINITE TYPE DISTRIBUTION

Vitrinite Type	Frequency (%)
V9	30.00
V10	59.00
V11	11.00

Vitrinite Reflectance - by ISO 7404/5

Fording Coal Limited
PG-95-134

RH 293
232.7 - 236.8

BASIC STATISTICS

Total Number of Observations	100
Mean Maximum Reflectance (Romax)%	1.06
Standard Deviation	0.0475
95% Confidence Level ±	0.0093

Romax is 1.06% ± 0.0093%; between 1.05% & 1.07%

CELL STATISTICS

Cell Number	Lower Limit	Number of Observations	Frequency (%)
20	0.95	7	7.00
21	1.00	32	32.00
22	1.05	39	39.00
23	1.10	16	16.00
24	1.15	6	6.00

VITRINITE TYPE DISTRIBUTION

Vitrinite Type	Frequency (%)
V9	7.00
V10	71.00
V11	22.00

Vitrinite Reflectance - by ISO 7404/5

Fording Coal Limited
PG-95-135

RH #293
295.6 - 302.2

BASIC STATISTICS

Total Number of Observations	100
Mean Maximum Reflectance (Romax)%	1.14
Standard Deviation	0.0514
95% Confidence Level ±	0.0101

Romax is 1.14% ± 0.0101%; between 1.13% & 1.15%

CELL STATISTICS

Cell Number	Lower Limit	Number of Observations	Frequency (%)
21	1.00	2	2.00
22	1.05	17	17.00
23	1.10	31	31.00
24	1.15	35	35.00
25	1.20	13	13.00
26	1.25	2	2.00

VITRINITE TYPE DISTRIBUTION

Vitrinite Type	Frequency (%)
V10	19.00
V11	66.00
V12	15.00

Vitrinite Reflectance - by ISO 7404/5

Fording Coal Limited
PG-95-136

RH #293
396 - 397

BASIC STATISTICS

Total Number of Observations	100
Mean Maximum Reflectance (Romax)%	1.14
Standard Deviation	0.0519
95% Confidence Level ±	0.0102

Romax is 1.14% ± 0.0102%; between 1.13% & 1.15%

CELL STATISTICS

Cell Number	Lower Limit	Number of Observations	Frequency (%)
20	0.95	1	1.00
21	1.00	5	5.00
22	1.05	13	13.00
23	1.10	34	34.00
24	1.15	31	31.00
25	1.20	16	16.00

VITRINITE TYPE DISTRIBUTION

Vitrinite Type	Frequency (%)
V9	1.00
V10	18.00
V11	65.00
V12	16.00

Vitrinite Reflectance - by ISO 7404/5

Fording Coal Limited
PG-95-137

RH #293
402.8 - 407

BASIC STATISTICS

Total Number of Observations	100
Mean Maximum Reflectance (Romax)%	1.26
Standard Deviation	0.0518
95% Confidence Level ±	0.0101

Romax is 1.26% ± 0.0101%; between 1.25% & 1.27%

CELL STATISTICS

Cell Number	Lower Limit	Number of Observations	Frequency (%)
23	1.10	1	1.00
24	1.15	9	9.00
25	1.20	27	27.00
26	1.25	37	37.00
27	1.30	18	18.00
28	1.35	7	7.00
29	1.40	1	1.00

VITRINITE TYPE DISTRIBUTION

Vitrinite Type	Frequency (%)
V11	10.00
V12	64.00
V13	25.00
V14	1.00

Vitrinite Reflectance - by ISO 7404/5

Fording Coal Limited
PG-95-138

RH #293
529.5 – 531.5

BASIC STATISTICS

Total Number of Observations	100
Mean Maximum Reflectance (Romax)%	1.35
Standard Deviation	0.0550
95% Confidence Level ±	0.0108

Romax is 1.35% ± 0.0108%; between 1.34% & 1.36%

CELL STATISTICS

Cell Number	Lower Limit	Number of Observations	Frequency (%)
25	1.20	5	5.00
26	1.25	13	13.00
27	1.30	33	33.00
28	1.35	31	31.00
29	1.40	16	16.00
30	1.45	2	2.00

VITRINITE TYPE DISTRIBUTION

Vitrinite Type	Frequency (%)
V12	18.00
V13	64.00
V14	18.00

Vitrinite Reflectance - by ISO 7404/5

Fording Coal Limited
PG-95-139

RH #295.
6.8 - 9.3

BASIC STATISTICS

Total Number of Observations	100
Mean Maximum Reflectance (Romax)%	1.24
Standard Deviation	0.0515
95% Confidence Level ±	0.0101

Romax is 1.24% ± 0.0101%; between 1.23% & 1.25%

CELL STATISTICS

Cell Number	Lower Limit	Number of Observations	Frequency (%)
22	1.05	1	1.00
23	1.10	3	3.00
24	1.15	18	18.00
25	1.20	35	35.00
26	1.25	26	26.00
27	1.30	16	16.00
28	1.35	1	1.00

VITRINITE TYPE DISTRIBUTION

Vitrinite Type	Frequency (%)
V10	1.00
V11	21.00
V12	61.00
V13	17.00

Vitrinite Reflectance - by ISO 7404/5

Fording Coal Limited
PG-95-140

RH #295
24.4 - 27.9

BASIC STATISTICS

Total Number of Observations	100
Mean Maximum Reflectance (Romax)%	1.25
Standard Deviation	0.0567
95% Confidence Level ±	0.0111

Romax is 1.25% ± 0.0111%; between 1.24% & 1.26%

CELL STATISTICS

Cell Number	Lower Limit	Number of Observations	Frequency (%)
22	1.05	1	1.00
23	1.10	4	4.00
24	1.15	12	12.00
25	1.20	23	23.00
26	1.25	42	42.00
27	1.30	15	15.00
28	1.35	3	3.00

VITRINITE TYPE DISTRIBUTION

Vitrinite Type	Frequency (%)
V10	1.00
V11	16.00
V12	65.00
V13	18.00

Vitrinite Reflectance - by ISO 7404/5

Fording Coal Limited
PG-95-141

RH #295
47.8 - 52.4

BASIC STATISTICS

Total Number of Observations	100
Mean Maximum Reflectance (Romax)%	1.29
Standard Deviation	0.0647
95% Confidence Level ±	0.0127

Romax is 1.29% ± 0.0127%; between 1.27% & 1.30%

CELL STATISTICS

Cell Number	Lower Limit	Number of Observations	Frequency (%)
23	1.10	2	2.00
24	1.15	9	9.00
25	1.20	12	12.00
26	1.25	31	31.00
27	1.30	24	24.00
28	1.35	20	20.00
29	1.40	2	2.00

VITRINITE TYPE DISTRIBUTION

Vitrinite Type	Frequency (%)
V11	11.00
V12	43.00
V13	44.00
V14	2.00

Vitrinite Reflectance - by ISO 7404/5

Fording Coal Limited
PG-95-142

RH #295
166.4 - 174.2

BASIC STATISTICS

Total Number of Observations	50
Mean Maximum Reflectance (Romax)%	1.30
Standard Deviation	0.0605
95% Confidence Level ±	0.0168

Romax is 1.30% ± 0.0168%; between 1.28% & 1.32%

CELL STATISTICS

Cell Number	Lower Limit	Number of Observations	Frequency (%)
24	1.15	3	6.00
25	1.20	7	14.00
26	1.25	11	22.00
27	1.30	17	34.00
28	1.35	9	18.00
29	1.40	3	6.00

VITRINITE TYPE DISTRIBUTION

Vitrinite Type	Frequency (%)
V11	6.00
V12	36.00
V13	52.00
V14	6.00

Vitrinite Reflectance - by ISO 7404/5

Fording Coal Limited
PG-95-143

RH #295
247.9 - 242.2

BASIC STATISTICS

Total Number of Observations	50
Mean Maximum Reflectance (Romax)%	1.33
Standard Deviation	0.0659
95% Confidence Level ±	0.0183

Romax is 1.33% ± 0.0183%; between 1.32% & 1.35%

CELL STATISTICS

Cell Number	Lower Limit	Number of Observations	Frequency (%)
24	1.15	1	2.00
25	1.20	4	8.00
26	1.25	10	20.00
27	1.30	12	24.00
28	1.35	15	30.00
29	1.40	7	14.00
30	1.45	1	2.00

VITRINITE TYPE DISTRIBUTION

Vitrinite Type	Frequency (%)
V11	2.00
V12	28.00
V13	54.00
V14	16.00

Vitrinite Reflectance - by ISO 7404/5

Fording Coal Limited
PG-95-144

RH #295

261.7 - 263.0

BASIC STATISTICS

Total Number of Observations	100
Mean Maximum Reflectance (Romax)%	1.32
Standard Deviation	0.0643
95% Confidence Level ±	0.0126

Romax is 1.32% ± 0.0126%; between 1.31% & 1.34%

CELL STATISTICS

Cell Number	Lower Limit	Number of Observations	Frequency (%)
23	1.10	1	1.00
24	1.15	3	3.00
25	1.20	11	11.00
26	1.25	13	13.00
27	1.30	28	28.00
28	1.35	36	36.00
29	1.40	7	7.00
30	1.45	1	1.00

VITRINITE TYPE DISTRIBUTION

Vitrinite Type	Frequency (%)
V11	4.00
V12	24.00
V13	64.00
V14	8.00

Vitrinite Reflectance - by ISO 7404/5

Fording Coal Limited
PG-95-145

RH #296
38.3 — 40.7

BASIC STATISTICS

Total Number of Observations	100
Mean Maximum Reflectance (Romax)%	1.21
Standard Deviation	0.0664
95% Confidence Level ±	0.0130

Romax is 1.21% ± 0.0130%; between 1.20% & 1.22%

CELL STATISTICS

Cell Number	Lower Limit	Number of Observations	Frequency (%)
21	1.00	1	1.00
22	1.05	3	3.00
23	1.10	12	12.00
24	1.15	25	25.00
25	1.20	31	31.00
26	1.25	15	15.00
27	1.30	12	12.00
28	1.35	1	1.00

VITRINITE TYPE DISTRIBUTION

Vitrinite Type	Frequency (%)
V10	4.00
V11	37.00
V12	46.00
V13	13.00

Vitrinite Reflectance - by ISO 7404/5

Fording Coal Limited
PG-95-146

RH #296
113.9 - 119.1

BASIC STATISTICS

Total Number of Observations	100
Mean Maximum Reflectance (Romax)%	1.22
Standard Deviation	0.0495
95% Confidence Level ±	0.0097

Romax is 1.22% ± 0.0097%; between 1.21% & 1.23%

CELL STATISTICS

Cell Number	Lower Limit	Number of Observations	Frequency (%)
22	1.05	2	2.00
23	1.10	5	5.00
24	1.15	17	17.00
25	1.20	46	46.00
26	1.25	24	24.00
27	1.30	6	6.00

VITRINITE TYPE DISTRIBUTION

Vitrinite Type	Frequency (%)
V10	2.00
V11	22.00
V12	70.00
V13	6.00

Vitrinite Reflectance - by ISO 7404/5

Fording Coal Limited
PG-95-147

RH #296
232 - 234

BASIC STATISTICS

Total Number of Observations	100
Mean Maximum Reflectance (Romax)%	1.31
Standard Deviation	0.0623
95% Confidence Level ±	0.0122

Romax is 1.31% ± 0.0122%; between 1.29% & 1.32%

CELL STATISTICS

Cell Number	Lower Limit	Number of Observations	Frequency (%)
24	1.15	5	5.00
25	1.20	12	12.00
26	1.25	25	25.00
27	1.30	29	29.00
28	1.35	23	23.00
29	1.40	6	6.00

VITRINITE TYPE DISTRIBUTION

Vitrinite Type	Frequency (%)
V11	5.00
V12	37.00
V13	52.00
V14	6.00

Vitrinite Reflectance - by ISO 7404/5

Fording Coal Limited
PG-95-148

RH #296
280 - 283.9

BASIC STATISTICS

Total Number of Observations	100
Mean Maximum Reflectance (Romax)%	1.28
Standard Deviation	0.0571
95% Confidence Level ±	0.0112

Romax is 1.28% ± 0.0112%; between 1.27% & 1.29%

CELL STATISTICS

Cell Number	Lower Limit	Number of Observations	Frequency (%)
23	1.10	1	1.00
24	1.15	6	6.00
25	1.20	19	19.00
26	1.25	31	31.00
27	1.30	32	32.00
28	1.35	10	10.00
29	1.40	1	1.00

VITRINITE TYPE DISTRIBUTION

Vitrinite Type	Frequency (%)
V11	7.00
V12	50.00
V13	42.00
V14	1.00

Vitrinite Reflectance - by ISO 7404/5

Fording Coal Limited
PG-95-149

RH #296
352.2 · 353.4

BASIC STATISTICS

Total Number of Observations	100
Mean Maximum Reflectance (Romax)%	1.30
Standard Deviation	0.0728
95% Confidence Level ±	0.0143

Romax is 1.30% ± 0.0143%; between 1.29% & 1.31%

CELL STATISTICS

Cell Number	Lower Limit	Number of Observations	Frequency (%)
24	1.15	10	10.00
25	1.20	13	13.00
26	1.25	30	30.00
27	1.30	14	14.00
28	1.35	21	21.00
29	1.40	12	12.00

VITRINITE TYPE DISTRIBUTION

Vitrinite Type	Frequency (%)
V11	10.00
V12	43.00
V13	35.00
V14	12.00

Vitrinite Reflectance - by ISO 7404/5

Fording Coal Limited
PG-95-150

RH #296
383.9 - 386

BASIC STATISTICS

Total Number of Observations	100
Mean Maximum Reflectance (Romax)%	1.32
Standard Deviation	0.0502
95% Confidence Level ±	0.0098

Romax is 1.32% ± 0.0098%; between 1.31% & 1.33%

CELL STATISTICS

Cell Number	Lower Limit	Number of Observations	Frequency (%)
25	1.20	5	5.00
26	1.25	33	33.00
27	1.30	28	28.00
28	1.35	26	26.00
29	1.40	8	8.00

VITRINITE TYPE DISTRIBUTION

Vitrinite Type	Frequency (%)
V12	38.00
V13	54.00
V14	8.00

Vitrinite Reflectance - by ISO 7404/5

Fording Coal Limited
PG-95-151

RH # 296
420.5 - 422.5

BASIC STATISTICS

Total Number of Observations	100
Mean Maximum Reflectance (Romax)%	1.33
Standard Deviation	0.0608
95% Confidence Level ±	0.0119

Romax is 1.33% ± 0.0119%; between 1.32% & 1.34%

CELL STATISTICS

Cell Number	Lower Limit	Number of Observations	Frequency (%)
24	1.15	1	1.00
25	1.20	3	3.00
26	1.25	26	26.00
27	1.30	30	30.00
28	1.35	24	24.00
29	1.40	14	14.00
30	1.45	1	1.00
31	1.50	1	1.00

VITRINITE TYPE DISTRIBUTION

Vitrinite Type	Frequency (%)
V11	1.00
V12	29.00
V13	54.00
V14	15.00
V15	1.00

Vitrinite Reflectance - by ISO 7404/5

Fording Coal Limited
PG-95-152

RH 296

515 - 516·7

BASIC STATISTICS

Total Number of Observations	100
Mean Maximum Reflectance (Romax)%	1.38
Standard Deviation	0.0503
95% Confidence Level ±	0.0099

Romax is 1.38% ± 0.0099%; between 1.37% & 1.39%

CELL STATISTICS

Cell Number	Lower Limit	Number of Observations	Frequency (%)
25	1.20	1	1.00
26	1.25	6	6.00
27	1.30	16	16.00
28	1.35	36	36.00
29	1.40	36	36.00
30	1.45	5	5.00

VITRINITE TYPE DISTRIBUTION

Vitrinite Type	Frequency (%)
V12	7.00
V13	52.00
V14	41.00

Vitrinite Reflectance - by ISO 7404/5

Fording Coal Limited
PG-95-153

BH 4296
519.7-523.6

BASIC STATISTICS

Total Number of Observations	100
Mean Maximum Reflectance (Romax)%	1.37
Standard Deviation	0.0525
95% Confidence Level ±	0.0103

Romax is 1.37% ± 0.0103%; between 1.36% & 1.38%

CELL STATISTICS

Cell Number	Lower Limit	Number of Observations	Frequency (%)
25	1.20	3	3.00
26	1.25	8	8.00
27	1.30	17	17.00
28	1.35	48	48.00
29	1.40	17	17.00
30	1.45	7	7.00

VITRINITE TYPE DISTRIBUTION

Vitrinite Type	Frequency (%)
V12	11.00
V13	65.00
V14	24.00

Vitrinite Reflectance - by ISO 7404/5

Fording Coal Limited
PG-95-154

RH #2461
78·7 -840

BASIC STATISTICS

Total Number of Observations	100
Mean Maximum Reflectance (Romax)%	1.21
Standard Deviation	0.0574
95% Confidence Level ±	0.0112

Romax is 1.21% ± 0.0112%; between 1.20% & 1.22%

CELL STATISTICS

Cell Number	Lower Limit	Number of Observations	Frequency (%)
22	1.05	1	1.00
23	1.10	10	10.00
24	1.15	33	33.00
25	1.20	25	25.00
26	1.25	20	20.00
27	1.30	10	10.00
28	1.35	1	1.00

VITRINITE TYPE DISTRIBUTION

Vitrinite Type	Frequency (%)
V10	1.00
V11	43.00
V12	45.00
V13	11.00

Vitrinite Reflectance - by ISO 7404/5

Fording Coal Limited
PG-95-155

RH # 2461
102 - 113.9

BASIC STATISTICS

Total Number of Observations	100
Mean Maximum Reflectance (Romax)%	1.25
Standard Deviation	0.0452
95% Confidence Level ±	0.0089

Romax is 1.25% ± 0.0089%; between 1.24% & 1.26%

CELL STATISTICS

Cell Number	Lower Limit	Number of Observations	Frequency (%)
24	1.15	15	15.00
25	1.20	27	27.00
26	1.25	39	39.00
27	1.30	19	19.00

VITRINITE TYPE DISTRIBUTION

Vitrinite Type	Frequency (%)
V11	15.00
V12	66.00
V13	19.00

Vitrinite Reflectance - by ISO 7404/5

Fording Coal Limited
PG-95-156

RH #2462
90-9 - 100 9

BASIC STATISTICS

Total Number of Observations	100
Mean Maximum Reflectance (Romax)%	1.27
Standard Deviation	0.0547
95% Confidence Level ±	0.0107

Romax is 1.27% ± 0.0107%; between 1.26% & 1.28%

CELL STATISTICS

Cell Number	Lower Limit	Number of Observations	Frequency (%)
23	1.10	2	2.00
24	1.15	6	6.00
25	1.20	23	23.00
26	1.25	44	44.00
27	1.30	13	13.00
28	1.35	12	12.00

VITRINITE TYPE DISTRIBUTION

Vitrinite Type	Frequency (%)
V11	8.00
V12	67.00
V13	25.00

Vitrinite Reflectance - by ISO 7404/5

Fording Coal Limited
PG-95-157

QH 2462

112·8 - 115·1

BASIC STATISTICS

Total Number of Observations	100
Mean Maximum Reflectance (Romax)%	1.19
Standard Deviation	0.0549
95% Confidence Level ±	0.0108

Romax is 1.19% ± 0.0108%; between 1.18% & 1.20%

CELL STATISTICS

Cell Number	Lower Limit	Number of Observations	Frequency (%)
21	1.00	2	2.00
22	1.05	2	2.00
23	1.10	21	21.00
24	1.15	27	27.00
25	1.20	30	30.00
26	1.25	17	17.00
27	1.30	1	1.00

VITRINITE TYPE DISTRIBUTION

Vitrinite Type	Frequency (%)
V10	4.00
V11	48.00
V12	47.00
V13	1.00

Vitrinite Reflectance - by ISO 7404/5

Fording Coal Limited
PG-95-158

RH #2463
111.6 - 115.3

BASIC STATISTICS

Total Number of Observations	100
Mean Maximum Reflectance (Romax)%	1.23
Standard Deviation	0.0588
95% Confidence Level ±	0.0115

Romax is 1.23% ± 0.0115%; between 1.22% & 1.24%

CELL STATISTICS

Cell Number	Lower Limit	Number of Observations	Frequency (%)
22	1.05	2	2.00
23	1.10	4	4.00
24	1.15	16	16.00
25	1.20	41	41.00
26	1.25	24	24.00
27	1.30	10	10.00
28	1.35	2	2.00
29	1.40	1	1.00

VITRINITE TYPE DISTRIBUTION

Vitrinite Type	Frequency (%)
V10	2.00
V11	20.00
V12	65.00
V13	12.00
V14	1.00

RH 2463 | RH #2463

rding Coal Limited
-95-159

137 - 141.5 | - 159.8

SIC STATISTICS

Total Number of Observations	100	100
Mean Maximum Reflectance (Romax)%	1.22	% 1.21
Standard Deviation	0.0538	0.0488
95% Confidence Level ±	0.0105	0.0096
Romax is 1.22% ± 0.0105%; between 1.21% & 1.23%		1.20% & 1.22%

LL STATISTICS

Cell Number	Lower Limit	Number of Observations	Frequency (%)	ency
22	1.05	1	1.00	
23	1.10	6	6.00	
24	1.15	32	32.00	
25	1.20	31	31.00	
26	1.25	23	23.00	
27	1.30	6	6.00	
28	1.35	1	1.00	

RINITE TYPE DISTRIBUTION

Vitrinite Type	Frequency (%)
V10	1.00
V11	38.00
V12	54.00
V13	7.00

Vitrinite Reflectance - by ISO 7404/5

Fording Coal Limited
PG-95-160

RH #2463
130.4 - 159.8

BASIC STATISTICS

Total Number of Observations	100
Mean Maximum Reflectance (Romax)%	1.21
Standard Deviation	0.0488
95% Confidence Level ±	0.0096

Romax is 1.21% ± 0.0096%; between 1.20% & 1.22%

CELL STATISTICS

Cell Number	Lower Limit	Number of Observations	Frequency (%)
22	1.05	3	3.00
23	1.10	7	7.00
24	1.15	34	34.00
25	1.20	31	31.00
26	1.25	25	25.00

VITRINITE TYPE DISTRIBUTION

Vitrinite Type	Frequency (%)
V10	3.00
V11	41.00
V12	56.00

Vitrinite Reflectance - by ISO 7404/5

Fording Coal Limited
Sample PG-95-168

RH #2464
86 — 91.7

BASIC STATISTICS

Total Number of Observations	100
Mean Maximum Reflectance (Romax)%	1.28
Standard Deviation	0.0545
95% Confidence Level ±	0.0107

Romax is 1.28% ± 0.0107%; between 1.27% & 1.29%

CELL STATISTICS

Cell Number	Lower Limit	Number of Observations	Frequency (%)
24	1.15	5	5.00
25	1.20	22	22.00
26	1.25	34	34.00
27	1.30	29	29.00
28	1.35	8	8.00
29	1.40	2	2.00

VITRINITE TYPE DISTRIBUTION

Vitrinite Type	Frequency (%)
V11	5.00
V12	56.00
V13	37.00
V14	2.00

Vitrinite Reflectance - by ISO 7404/5

Fording Coal Limited
Sample PG-95-169

RH #2464
121.0 - 125.2

BASIC STATISTICS

Total Number of Observations	100
Mean Maximum Reflectance (Romax)%	1.26
Standard Deviation	0.0624
95% Confidence Level ±	0.0122

Romax is 1.26% ± 0.0122%; between 1.25% & 1.27%

CELL STATISTICS

Cell Number	Lower Limit	Number of Observations	Frequency (%)
22	1.05	3	3.00
23	1.10	4	4.00
24	1.15	7	7.00
25	1.20	15	15.00
26	1.25	40	40.00
27	1.30	28	28.00
28	1.35	3	3.00

VITRINITE TYPE DISTRIBUTION

Vitrinite Type	Frequency (%)
V10	3.00
V11	11.00
V12	55.00
V13	31.00

Vitrinite Reflectance - by ISO 7404/5

Fording Coal Limited
PG-95-161

RH #2864
167.3 - 174.4

BASIC STATISTICS

Total Number of Observations	100
Mean Maximum Reflectance (Romax)%	1.22
Standard Deviation	0.0586
95% Confidence Level ±	0.0115

Romax is 1.22% ± 0.0115%; between 1.20% & 1.23%

CELL STATISTICS

Cell Number	Lower Limit	Number of Observations	Frequency (%)
22	1.05	4	4.00
23	1.10	8	8.00
24	1.15	21	21.00
25	1.20	33	33.00
26	1.25	29	29.00
27	1.30	5	5.00

VITRINITE TYPE DISTRIBUTION

Vitrinite Type	Frequency (%)
V10	4.00
V11	29.00
V12	62.00
V13	5.00

Vitrinite Reflectance - by ISO 7404/5

Fording Coal Limited
PG-95-162

RH #2465
92-4-93 g

BASIC STATISTICS

Total Number of Observations	100
Mean Maximum Reflectance (Romax)%	1.23
Standard Deviation	0.0426
95% Confidence Level ±	0.0084

Romax is 1.23% ± 0.0084%; between 1.22% & 1.24%

CELL STATISTICS

Cell Number	Lower Limit	Number of Observations	Frequency (%)
23	1.10	3	3.00
24	1.15	20	20.00
25	1.20	38	38.00
26	1.25	34	34.00
27	1.30	3	3.00
28	1.35	2	2.00

VITRINITE TYPE DISTRIBUTION

Vitrinite Type	Frequency (%)
V11	23.00
V12	72.00
V13	5.00

Vitrinite Reflectance - by ISO 7404/5

Fording Coal Limited
PG-95-163

RH # 2464
156 – 159.7

BASIC STATISTICS

Total Number of Observations	100
Mean Maximum Reflectance (Romax)%	1.25
Standard Deviation	0.0544
95% Confidence Level ±	0.0107

Romax is 1.25% ± 0.0107%; between 1.24% & 1.26%

CELL STATISTICS

Cell Number	Lower Limit	Number of Observations	Frequency (%)
23	1.10	2	2.00
24	1.15	17	17.00
25	1.20	25	25.00
26	1.25	39	39.00
27	1.30	14	14.00
28	1.35	3	3.00

VITRINITE TYPE DISTRIBUTION

Vitrinite Type	Frequency (%)
V11	19.00
V12	64.00
V13	17.00

Vitrinite Reflectance - by ISO 7404/5

Fording Coal Limited
PG-95-124

RH #2466
124.9 - 137.6

BASIC STATISTICS

Total Number of Observations	100
Mean Maximum Reflectance (Romax)%	1.25
Standard Deviation	0.0554
95% Confidence Level ±	0.0109

Romax is 1.25% ± 0.0109%; between 1.24% & 1.26%

CELL STATISTICS

Cell Number	Lower Limit	Number of Observations	Frequency (%)
23	1.10	2	2.00
24	1.15	18	18.00
25	1.20	25	25.00
26	1.25	32	32.00
27	1.30	18	18.00
28	1.35	5	5.00

VITRINITE TYPE DISTRIBUTION

Vitrinite Type	Frequency (%)
V11	20.00
V12	57.00
V13	23.00

Vitrinite Reflectance - by ISO 7404/5

Fording Coal Limited
PG-95-125

RH # 2466
165.0 - 169.5

BASIC STATISTICS

Total Number of Observations	100
Mean Maximum Reflectance (Romax)%	1.24
Standard Deviation	0.0492
95% Confidence Level ±	0.0096

Romax is 1.24% ± 0.0096%; between 1.23% & 1.25%

CELL STATISTICS

Cell Number	Lower Limit	Number of Observations	Frequency (%)
23	1.10	1	1.00
24	1.15	20	20.00
25	1.20	46	46.00
26	1.25	18	18.00
27	1.30	13	13.00
28	1.35	2	2.00

VITRINITE TYPE DISTRIBUTION

Vitrinite Type	Frequency (%)
V11	21.00
V12	64.00
V13	15.00

Vitrinite Reflectance - by ISO /4404/5

Fording Coal Limited
PG-95-126

RH #2467
132.3 - 134.3

BASIC STATISTICS

Total Number of Observations	100
Mean Maximum Reflectance (Romax)%	1.22
Standard Deviation	0.0585
95% Confidence Level ±	0.0115

Romax is 1.22% ± 0.0115%; between 1.21% & 1.23%

CELL STATISTICS

Cell Number	Lower Limit	Number of Observations	Frequency (%)
22	1.05	1	1.00
23	1.10	8	8.00
24	1.15	24	24.00
25	1.20	34	34.00
26	1.25	25	25.00
27	1.30	5	5.00
28	1.35	2	2.00
29	1.40	1	1.00

VITRINITE TYPE DISTRIBUTION

Vitrinite Type	Frequency (%)
V10	1.00
V11	32.00
V12	59.00
V13	7.00
V14	1.00

Vitrinite Reflectance - by ISO 7404/5

RH #2467

Fording Coal Limited
PG-95-127

142.1 - 152.0

BASIC STATISTICS

Total Number of Observations	100
Mean Maximum Reflectance (Romax)%	1.21
Standard Deviation	0.0651
95% Confidence Level ±	0.0128

Romax is 1.21% ± 0.0128%; between 1.20% & 1.22%

CELL STATISTICS

Cell Number	Lower Limit	Number of Observations	Frequency (%)
21	1.00	3	3.00
22	1.05	3	3.00
23	1.10	9	9.00
24	1.15	19	19.00
25	1.20	35	35.00
26	1.25	27	27.00
27	1.30	4	4.00

VITRINITE TYPE DISTRIBUTION

Vitrinite Type	Frequency (%)
V10	6.00
V11	28.00
V12	62.00
V13	4.00

Vitrinite Reflectance - by ISO 7404/5

Fording Coal Limited
PG-95-128

RH #2468
91.3.93.1

BASIC STATISTICS

Total Number of Observations	100
Mean Maximum Reflectance (Romax)%	1.21
Standard Deviation	0.0538
95% Confidence Level ±	0.0105

Romax is 1.21% ± 0.0105%; between 1.20% & 1.23%

CELL STATISTICS

Cell Number	Lower Limit	Number of Observations	Frequency (%)
22	1.05	2	2.00
23	1.10	8	8.00
24	1.15	31	31.00
25	1.20	31	31.00
26	1.25	21	21.00
27	1.30	6	6.00
28	1.35	1	1.00

VITRINITE TYPE DISTRIBUTION

Vitrinite Type	Frequency (%)
V10	2.00
V11	39.00
V12	52.00
V13	7.00

Vitrinite Reflectance - by ISO 7404/5

Fording Coal Limited
PG-95-164

RH #2469

104-2-1106

BASIC STATISTICS

Total Number of Observations	100
Mean Maximum Reflectance (Romax)%	1.26
Standard Deviation	0.0516
95% Confidence Level ±	0.0101

Romax is 1.26% ± 0.0101%; between 1.25% & 1.27%

CELL STATISTICS

Cell Number	Lower Limit	Number of Observations	Frequency (%)
23	1.10	2	2.00
24	1.15	11	11.00
25	1.20	25	25.00
26	1.25	38	38.00
27	1.30	22	22.00
28	1.35	2	2.00

VITRINITE TYPE DISTRIBUTION

Vitrinite Type	Frequency (%)
V11	13.00
V12	63.00
V13	24.00

Vitrinite Reflectance - by ISO 7404/5

Fording Coal Limited
PG-95-165

RH 2469

122.2 - 128.5

BASIC STATISTICS

Total Number of Observations	100
Mean Maximum Reflectance (Romax)%	1.30
Standard Deviation	0.0448
95% Confidence Level ±	0.0088

Romax is 1.30% ± 0.0088%; between 1.29% & 1.31%

CELL STATISTICS

Cell Number	Lower Limit	Number of Observations	Frequency (%)
24	1.15	3	3.00
25	1.20	7	7.00
26	1.25	35	35.00
27	1.30	40	40.00
28	1.35	15	15.00

VITRINITE TYPE DISTRIBUTION

Vitrinite Type	Frequency (%)
V11	3.00
V12	42.00
V13	55.00

Vitrinite Reflectance - by ISO 7404/5

Fording Coal Limited
Sample PG-95-170

RH #2469
104.2 -110.6

BASIC STATISTICS

Total Number of Observations	100
Mean Maximum Reflectance (Romax)%	1.26
Standard Deviation	0.0526
95% Confidence Level ±	0.0103

Romax is 1.26% ± 0.0103%; between 1.25% & 1.27%

CELL STATISTICS

Cell Number	Lower Limit	Number of Observations	Frequency (%)
24	1.15	12	12.00
25	1.20	31	31.00
26	1.25	28	28.00
27	1.30	23	23.00
28	1.35	6	6.00

VITRINITE TYPE DISTRIBUTION

Vitrinite Type	Frequency (%)
V11	12.00
V12	59.00
V13	29.00

Vitrinite Reflectance - by ISO 7404/5

Fording Coal Limited
PG-95-166

RH #2469
133.9 - 145.5

BASIC STATISTICS

Total Number of Observations	100
Mean Maximum Reflectance (Romax)%	1.25
Standard Deviation	0.0566
95% Confidence Level ±	0.0111

Romax is 1.25% ± 0.0111%; between 1.24% & 1.26%

CELL STATISTICS

Cell Number	Lower Limit	Number of Observations	Frequency (%)
23	1.10	1	1.00
24	1.15	13	13.00
25	1.20	37	37.00
26	1.25	32	32.00
27	1.30	10	10.00
28	1.35	4	4.00
29	1.40	2	2.00
30	1.45	1	1.00

VITRINITE TYPE DISTRIBUTION

Vitrinite Type	Frequency (%)
V11	14.00
V12	69.00
V13	14.00
V14	3.00

Vitrinite Reflectance - by ISO 7404/5

Fording Coal Limited
PG-95-167

RA #2471
86.6 - 90.8

BASIC STATISTICS

Total Number of Observations	100
Mean Maximum Reflectance (Romax)%	1.26
Standard Deviation	0.0519
95% Confidence Level ±	0.0102

Romax is 1.26% ± 0.0102%; between 1.25% & 1.27%

CELL STATISTICS

Cell Number	Lower Limit	Number of Observations	Frequency (%)
23	1.10	3	3.00
24	1.15	7	7.00
25	1.20	23	23.00
26	1.25	44	44.00
27	1.30	17	17.00
28	1.35	6	6.00

VITRINITE TYPE DISTRIBUTION

Vitrinite Type	Frequency (%)
V11	10.00
V12	67.00
V13	23.00

Vitrinite Reflectance - by ISO 7404/5

Fording Coal Limited
PG-95-120

RH # 2430
115.7m – 124.3m

BASIC STATISTICS

Total Number of Observations	100
Mean Maximum Reflectance (Romax)%	1.12
Standard Deviation	0.0721
95% Confidence Level ±	0.0141

Romax is 1.12% ± 0.0141%; between 1.11% & 1.14%

CELL STATISTICS

Cell Number	Lower Limit	Number of Observations	Frequency (%)
19	0.90	1	1.00
20	0.95	4	4.00
21	1.00	10	10.00
22	1.05	19	19.00
23	1.10	28	28.00
24	1.15	21	21.00
25	1.20	13	13.00
26	1.25	4	4.00

VITRINITE TYPE DISTRIBUTION

Vitrinite Type	Frequency (%)
V9	5.00
V10	29.00
V11	49.00
V12	17.00

David E. Pearson & Associates Ltd.

Vitrinite Reflectance - by ISO 7404/5

Fording Coal Limited
PG-95-121

RH # 2430
173.7 - 174.6m

BASIC STATISTICS

Total Number of Observations	100
Mean Maximum Reflectance (Romax)%	1.02
Standard Deviation	0.0475
95% Confidence Level ±	0.0093

Romax is 1.02% ± 0.0093%; between 1.01% & 1.03%

CELL STATISTICS

Cell Number	Lower Limit	Number of Observations	Frequency (%)
19	0.90	9	9.00
20	0.95	25	25.00
21	1.00	35	35.00
22	1.05	29	29.00
23	1.10	2	2.00

VITRINITE TYPE DISTRIBUTION

Vitrinite Type	Frequency (%)
V9	34.00
V10	64.00
V11	2.00

Vitrinite Reflectance - by ISO 7404/5

Fording Coal Limited
PG-95-122

RH #2430
190.d - 97.7m

BASIC STATISTICS

Total Number of Observations	100
Mean Maximum Reflectance (Romax)%	1.05
Standard Deviation	0.0607
95% Confidence Level ±	0.0119

Romax is 1.05% ± 0.0119%; between 1.04% & 1.06%

CELL STATISTICS

Cell Number	Lower Limit	Number of Observations	Frequency (%)
18	0.85	1	1.00
19	0.90	3	3.00
20	0.95	14	14.00
21	1.00	25	25.00
22	1.05	38	38.00
23	1.10	11	11.00
24	1.15	8	8.00

VITRINITE TYPE DISTRIBUTION

Vitrinite Type	Frequency (%)
V8	1.00
V9	17.00
V10	63.00
V11	19.00

David E. Pearson & Associates Ltd.

Vitrinite Reflectance - by ISO 7404/5

Fording Coal Limited
PG-95-123

RH #2430
238.1 - 240.7m

BASIC STATISTICS

Total Number of Observations	100
Mean Maximum Reflectance (Romax)%	1.12
Standard Deviation	0.0532
95% Confidence Level ±	0.0104

Romax is 1.12% ± 0.0104%; between 1.11% & 1.13%

CELL STATISTICS

Cell Number	Lower Limit	Number of Observations	Frequency (%)
20	0.95	2	2.00
21	1.00	7	7.00
22	1.05	15	15.00
23	1.10	43	43.00
24	1.15	23	23.00
25	1.20	10	10.00

VITRINITE TYPE DISTRIBUTION

Vitrinite Type	Frequency (%)
V9	2.00
V10	22.00
V11	66.00
V12	10.00