

100 µm*

Mag = 514 X WD = 16.0 mm Signal A = Aux 1 EHT = 15.00 kV Date :28 Feb 2019

Specimen I = -3.15 nA File Name = SEM19005_M1533_S5760_CL_1.tif



100 µm*

Mag = 493 X WD = 16.0 mm Signal A = Aux 1 EHT = 15.00 kV Date :28 Feb 2019

Specimen I = -3.13 nA File Name = SEM19005_M1533_S5760_CL_3.tif

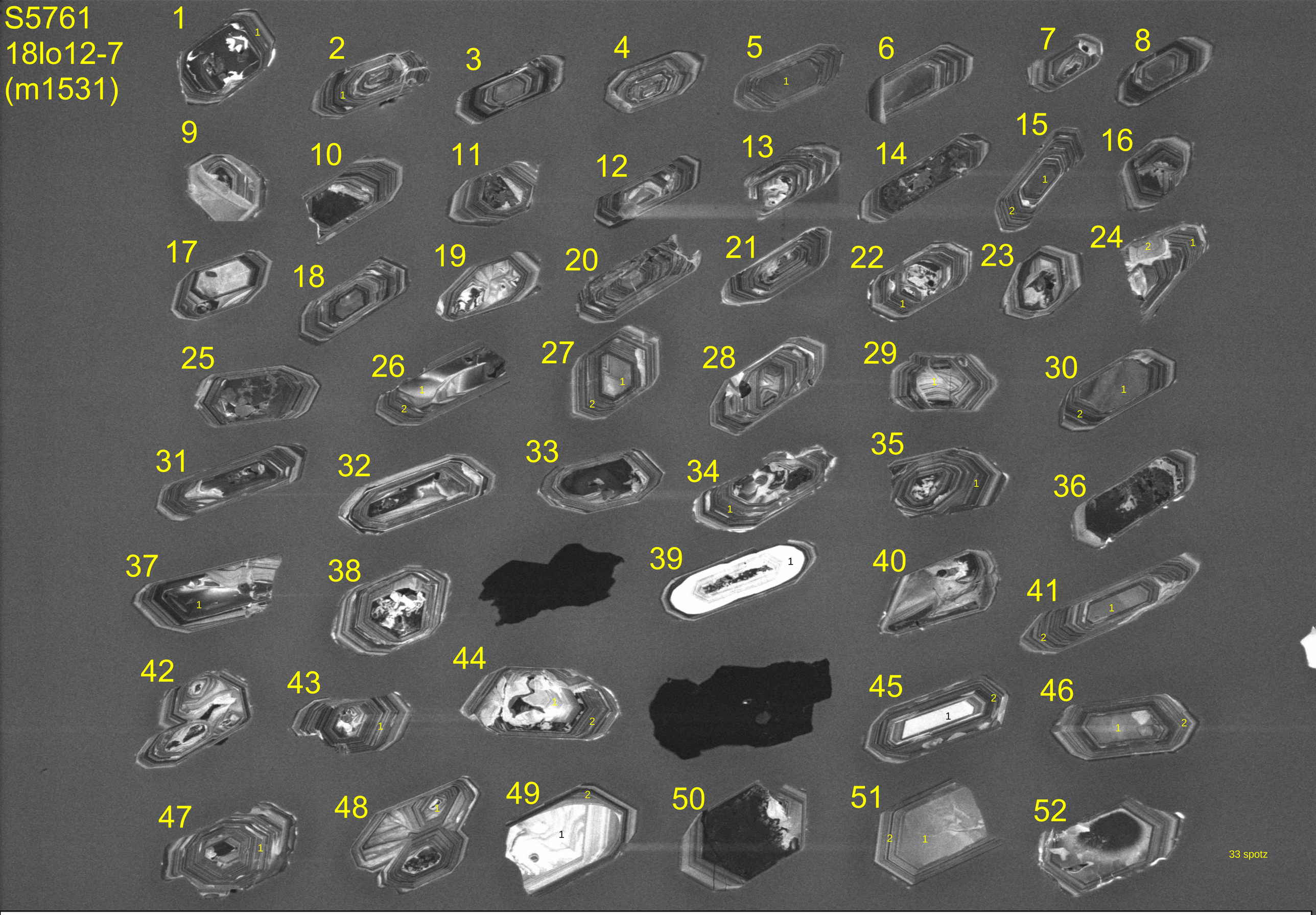

200 µm*

Mag = 272 X WD = 16.5 mm Signal A = Aux 1 EHT = 15.00 kV Date :28 Feb 2019

Specimen I = -3.11 nA File Name = SEM19005_M1533_S5761_CL_1.tif



100 µm*

Mag = 299 X WD = 16.5 mm Signal A = Aux 1 EHT = 15.00 kV Date :28 Feb 2019

Specimen I = -2.73 nA File Name = SEM19005_M1533_S5762_CL_1.tif



100 µm*

Mag = 607 X WD = 16.5 mm Signal A = Aux 1 EHT = 15.00 kV Date :28 Feb 2019

Specimen I = -3.12 nA File Name = SEM19005_M1533_S5762_CL_3.tif

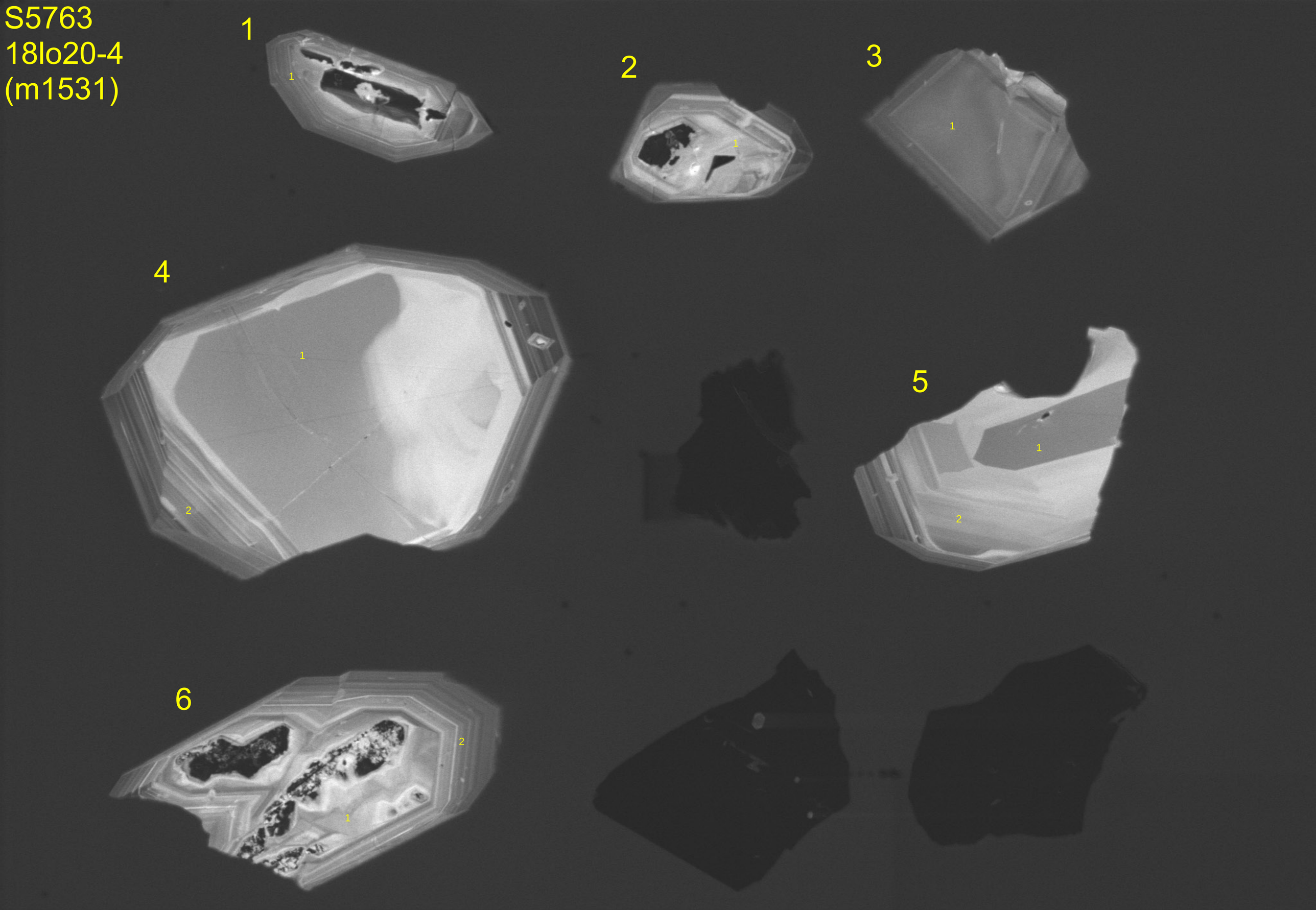

100 µm*

Mag = 660 X WD = 16.5 mm Signal A = Aux 1 EHT = 15.00 kV Date :28 Feb 2019

Specimen I = -3.16 nA File Name = SEM19005_M1533_S5763_CL_1.tif

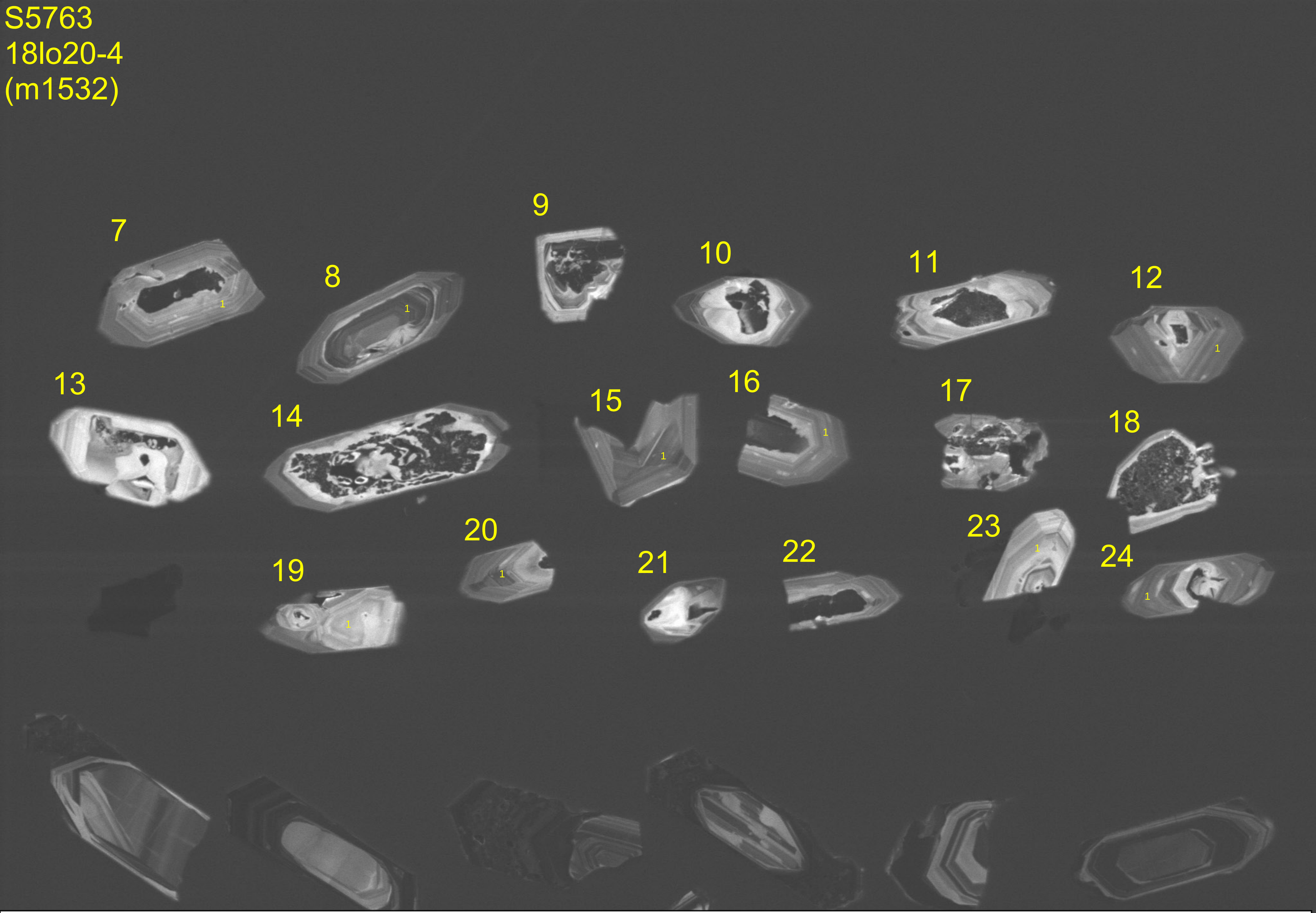

100 µm*

Mag = 583 X WD = 16.5 mm Signal A = Aux 1 EHT = 15.00 kV Date :28 Feb 2019

Specimen I = -2.94 nA File Name = SEM19005_M1533_S5763_CL_3.tif



200 µm*

Mag = 233 X WD = 16.5 mm Signal A = Aux 1 EHT = 15.00 kV Date :28 Feb 2019

Specimen I = -3.13 nA File Name = SEM19005_M1533_S5764A_CL_1.tif

S5764B 18lo25-2a z2 (m1531)



200 µm*

Mag = 281 X WD = 9.5 mm Signal A = NTS BSD EHT = 20.00 kV Date :28 Feb 2019

Specimen I = -3.76 nA File Name = SEM19005_M1533_S5764B_BS_1.tif

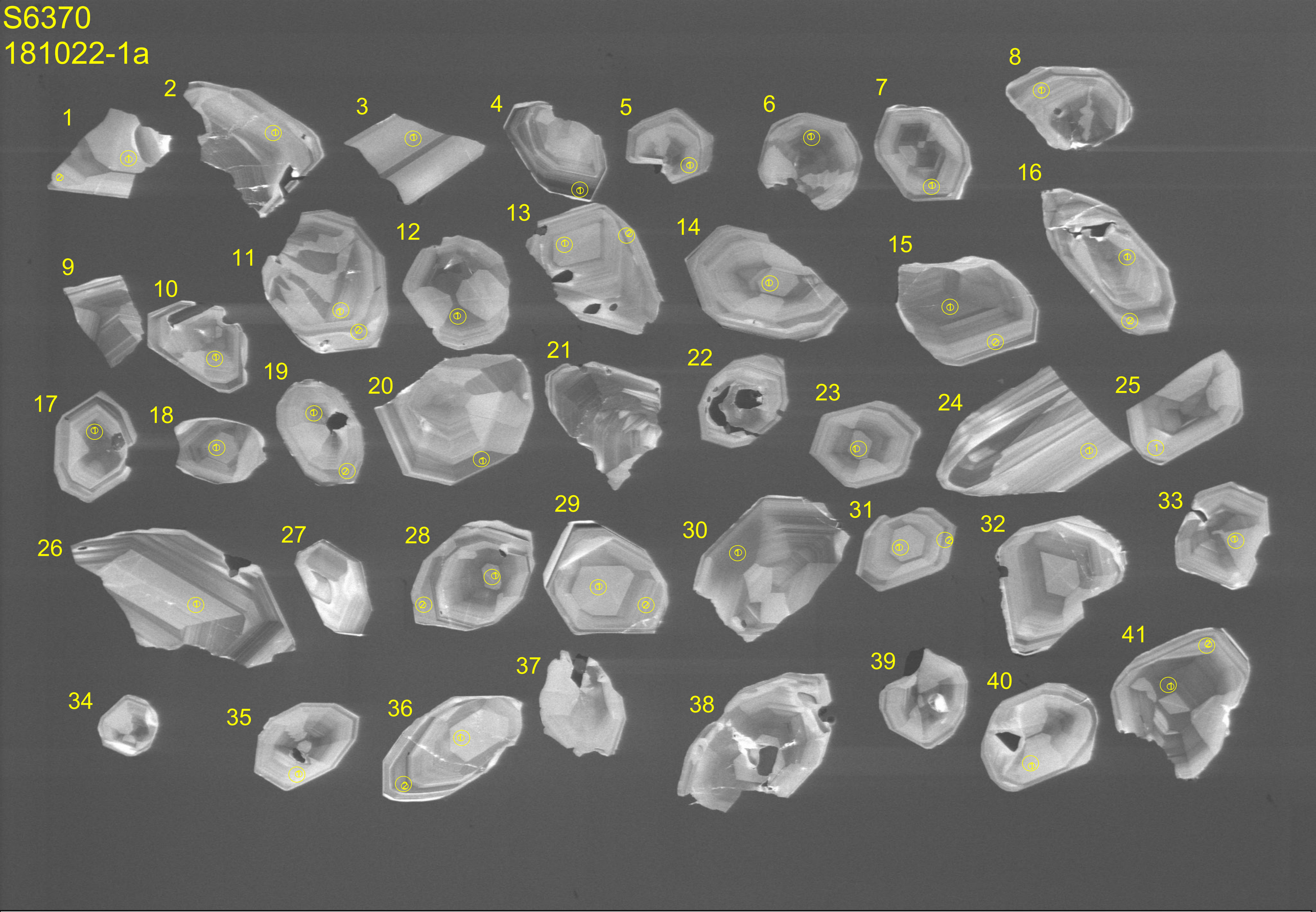

300 µm*

Mag = 145 X WD = 16.0 mm Signal A = Aux 1 EHT = 15.00 kV Date :29 Nov 2019

Specimen I = -3.99 nA File Name = SEM19031_M1579_S6370_CL_6.tif

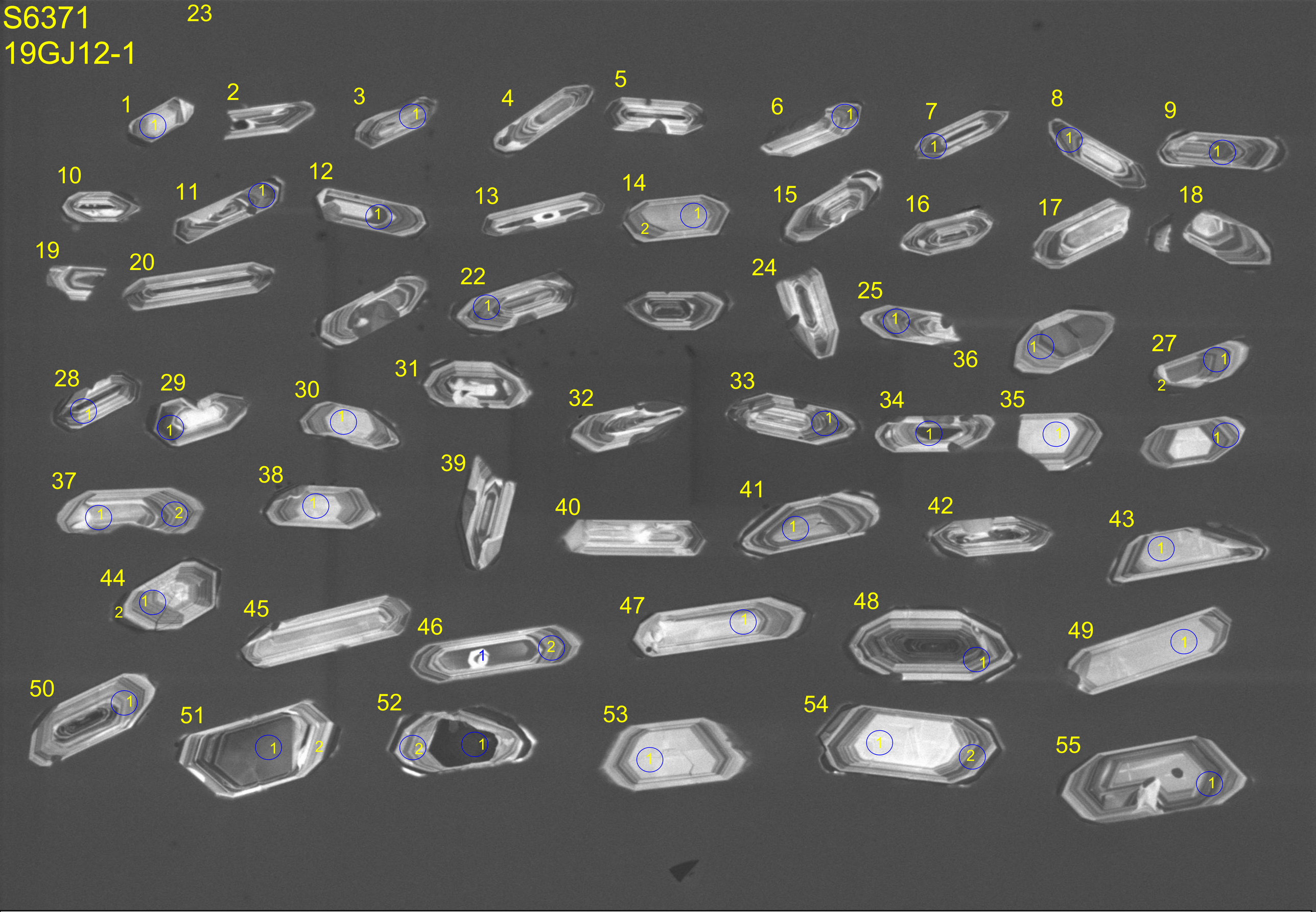

100 µm*

Mag = 604 X WD = 16.0 mm Signal A = Aux 1 EHT = 15.00 kV Date :29 Nov 2019

Specimen I = -4.07 nA File Name = SEM19031_M1579_S6371_CL_2.tif



200 µm*

Mag = 518 X WD = 10.0 mm Signal A = NTS BSD EHT = 20.00 kV Date :29 Nov 2019

Specimen I = -4.36 nA File Name = SEM19031_M1579_S6373_BS_1.tif

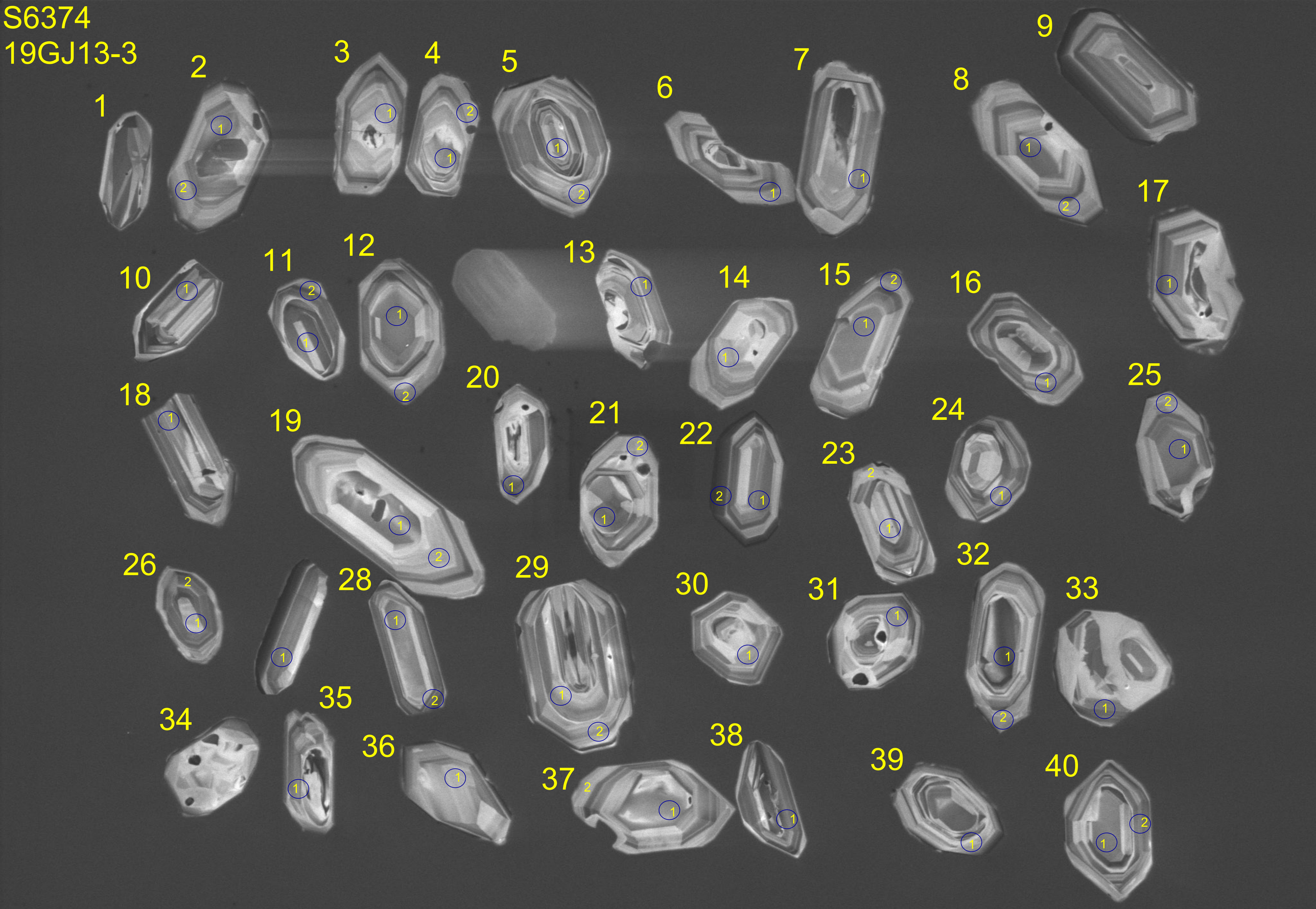

100 µm*

Mag = 406 X WD = 16.0 mm Signal A = Aux 1 EHT = 15.00 kV Date :29 Nov 2019

Specimen I = -3.59 nA File Name = SEM19031_M1579_S6374_CL_2.tif

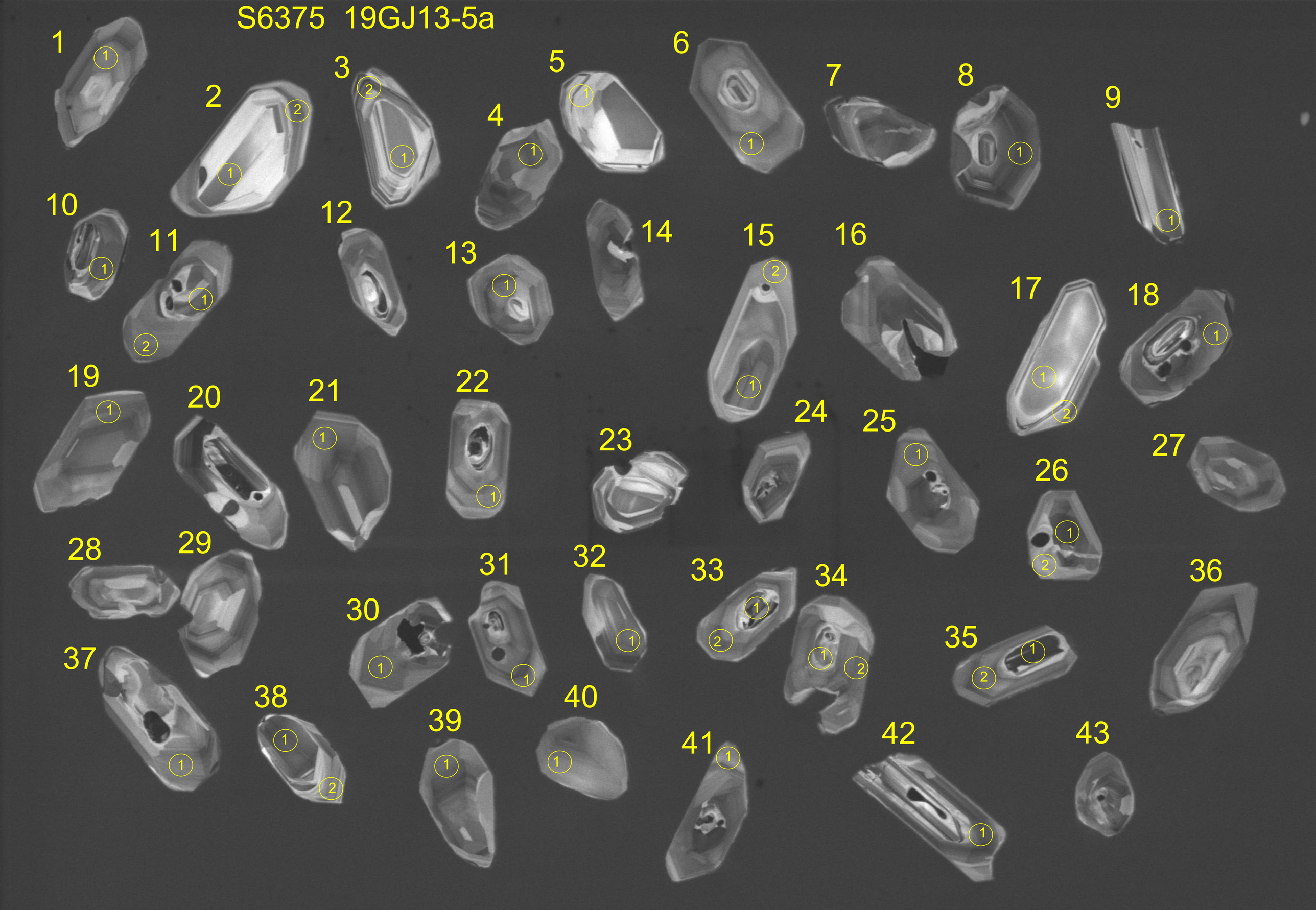

100 µm*

Mag = 480 X WD = 16.0 mm Signal A = Aux 1 EHT = 15.00 kV Date :29 Nov 2019

Specimen I = -3.64 nA File Name = SEM19031_M1579_S6375_CL_3.tif