



The Best Place on Earth

Simandl, L. and Brûlé, C. J. (2008): Contribution to Sustainability in Cement and Coal Production - Southwest British Columbia; British Columbia Ministry of Energy, Mines and Petroleum Resources; Information Circular 2008-02, poster.



# CONTRIBUTION TO SUSTAINABILITY IN CEMENT AND COAL PRODUCTION

Southwest British Columbia, Canada

Laura Simandl<sup>1</sup> and Claude J. Brûlé<sup>2</sup>

<sup>1</sup>St. Michaels University School, Victoria, BC, Canada; <sup>2</sup>Lafarge Canada Inc., Richmond, BC, Canada



## Executive Summary

This Information Circular aims to enhance the sustainable development of coal and cement raw materials in British Columbia. The main objectives of this study are to confirm the chemical composition of the Quinsam coal mine rejects, find out if the rejects from the Quinsam coal mine washing plant have a favorable chemical composition for use as a raw material in cement making and demonstrate how the use of these rejects could benefit coal and cement producers, the environment, and our society.

The rejects from Quinsam coal mine's washing plant represent a valuable raw material for cement making. The inorganic components of the rejects have appropriate  $Al_2O_3$  -  $CaO$  -  $SiO_2$  proportions and low  $Na_2O$  and  $K_2O$  content (ideal for cement making). Assuming nearly complete combustion within the conventional cement kiln, the organic components of coal rejects would burn, supplying between 6 MJ and 12.5 MJ of energy per kg of the feed. The use of these rejects (low grade coal) could extend the life of the mine, reduce or eliminate the problems associated with waste disposal and represent substantial savings for cement producers. The results of this conceptual study are positive; however, detailed work is needed to quantify the benefits. Such work would be most efficiently accomplished in direct collaboration with cement and coal producers.

Although this research was specific to the Quinsam Coal Mine, the same principles can be applied to other coal operations and deposits where alumina-rich clays or shales with low concentrations of alkali elements are associated with coal.

## Introduction

Cement is one of the key materials used in the modern economy. Canada's cement production for 2006 is estimated at over 1.7 billion dollars (Anonymous, 2006). Coal is also very important for Canada. British Columbia alone produces over 2 billion dollars worth of coal (Schroeter et al., 2007).

This project is technical in nature and it introduces the public to concepts of cement making and coal processing. It also aims to enhance the sustainable development of coal and cement raw materials. The unpublished precursor of this document, produced by the first author, was presented at the 2007 Vancouver Island Science Fair held at the University of Victoria and subsequently at the Canada-Wide Science Fair which was held in Truro, Nova Scotia. The current version contains a more detailed list of references and identifies aspects that should be addressed before the test firing of the rejects in the kiln takes place. It shares common ground with a recent review covering supplementary cementitious materials and their potential role in reducing cement production related greenhouse gas emissions in British Columbia (Simandl and Simandl, 2008). It appears that Hillsborough Resources Limited, the owner of the Quinsam mine, studied the feasibility to produce metakaolin from coal-associated clays (Hillsborough Resources Limited, 2007). Technical, economic and environmental merits of both of these approaches should be objectively evaluated.

## Cement Background

Portland cement's main constituents are lime, silica, alumina and iron. Raw materials for cement production are limestone, shale and/or clay and silica sand (Table 1). During the calcining process, a ground mixture of raw materials passes through the kiln where it is exposed to gas temperatures up to 2000°C and heated to 1500°C (Fig. 1). The resulting material is cement clinker. Gypsum is added at a later stage to the ground clinker to regulate the setting time of concrete. The engineering details are covered in books on cement making and are beyond the scope of this document. The recent trends in the cement industry with the emphasis on blended cements are covered by Simandl and Simandl (2008).

Table 1. Cement Ingredients

Raw materials	Quantity	Main constituent
limestone ( $CaCO_3$ )	1.5 - 1.8 tonnes	lime ( $CaO$ )
clay; shale	0.4 tonne	alumina ( $Al_2O_3$ )
silica sand	minor	silica ( $SiO_2$ )
iron ore	minor	iron
slag and fly ash*	approx. 25%	silica, alumina, iron,
gypsum ( $CaSO_4 \cdot 2H_2O$ )**	minor, 4-7%	

\*cementitious materials  
\*\*controls cement setting time

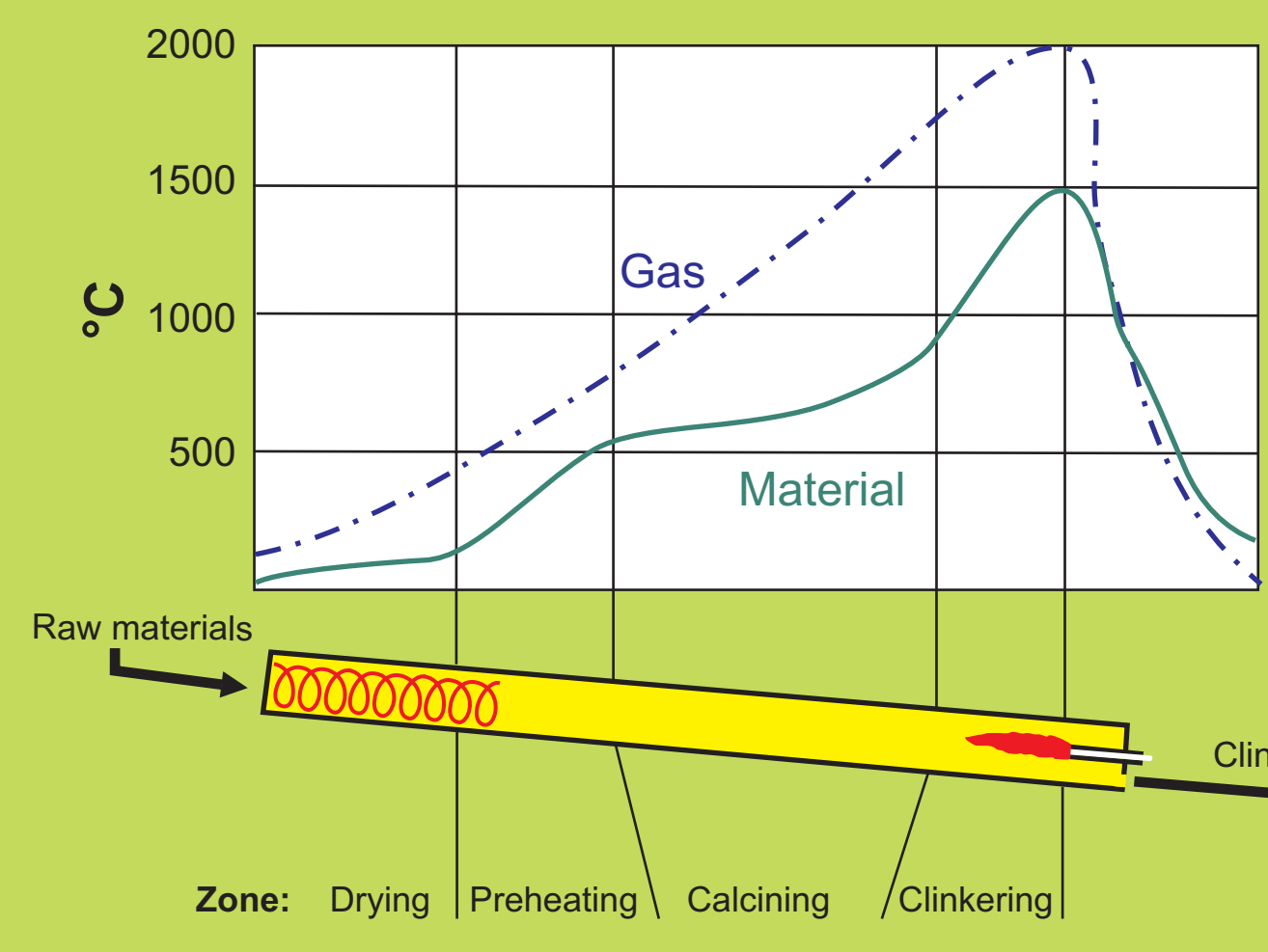


Fig. 1 Temperatures of gas and material within specific kiln zones. From Bye (1983) and Manning (1995).

British Columbia has 3 cement plants. Two of them are located on the Fraser River (Figs. 2 and 3a, b). These two plants account for more than 90% of BC's cement production. They require reliable, low-cost sources of high-alumina raw materials with low  $Na_2O$  and  $K_2O$  content.

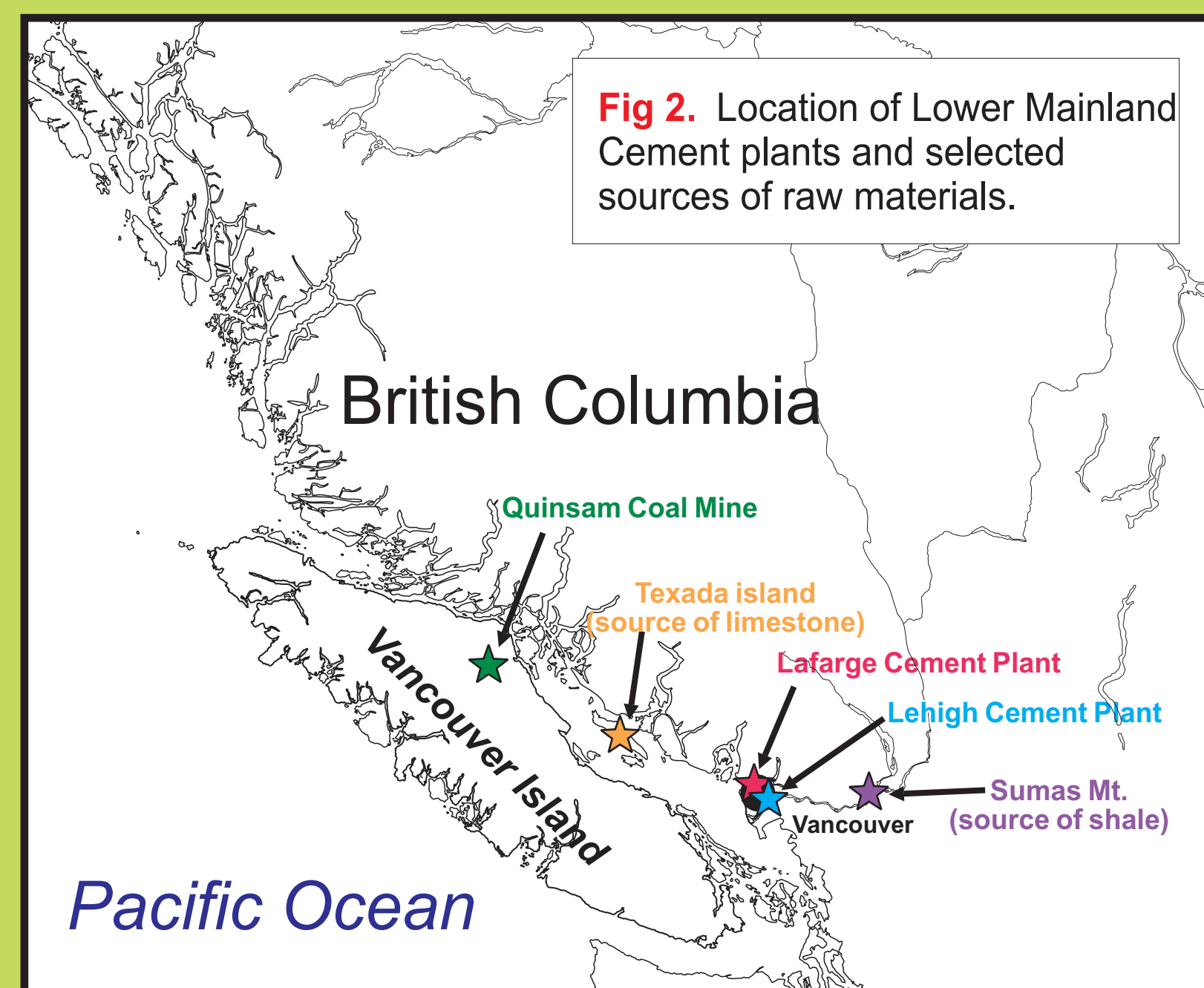


Fig. 3a Lafarge Canada Cement Plant in Richmond, view from the preheater. The plant is strategically located near a major highway, waterway and railway.



Fig. 3b Cement kiln at the Lafarge Canada Plant in Richmond, Mr. Claude Brûlé and the senior author are shown for scale.

## Coal

Coal is a carbon-rich sedimentary rock formed by the decay of organic material underneath a cover of younger sediments. It is the most common fossil fuel used in cement making. Mined coal contains finely disintegrated minerals and chunks of waste rock. Raw coal is upgraded to "clean coal" by heavy media separation (Fig. 4, 4a, 4b, 4c, 4d), but not all impurities can be separated. Such impurities are left behind once coal is burned (*ash*). Typical analysis of ash derived from Quinsam coal is given.

Table 2. Average Chemistry of Ash present in Quinsam coal from Ryan (1995)

$SiO_2$ (%)	$Al_2O_3$ (%)	$CaO$ (%)	$TiO_2$ (%)	$Fe_2O_3$ (%)	$MgO$ (%)	$Na_2O$ (%)	$K_2O$ (%)	$P_2O_5$ (%)	$SO_3$ (%)
27.3	27.8	22.2	1.93	8.45	0.6	0.3	0.03	1.4	9.3

$Al_2O_3$ ,  $SiO_2$  and  $CaO$  are the major components of the Ash present in Quinsam Coal.

Quinsam coal mine, located on Fig. 2, is the ideal source of coal for cement plants in the Vancouver area. In 2006, it produced 765 000 tonnes of raw coal. After coal washing, 520 000 tonnes of clean coal were shipped (Northcote, 2007) and 245 000 tonnes of rejects were disposed at the site.

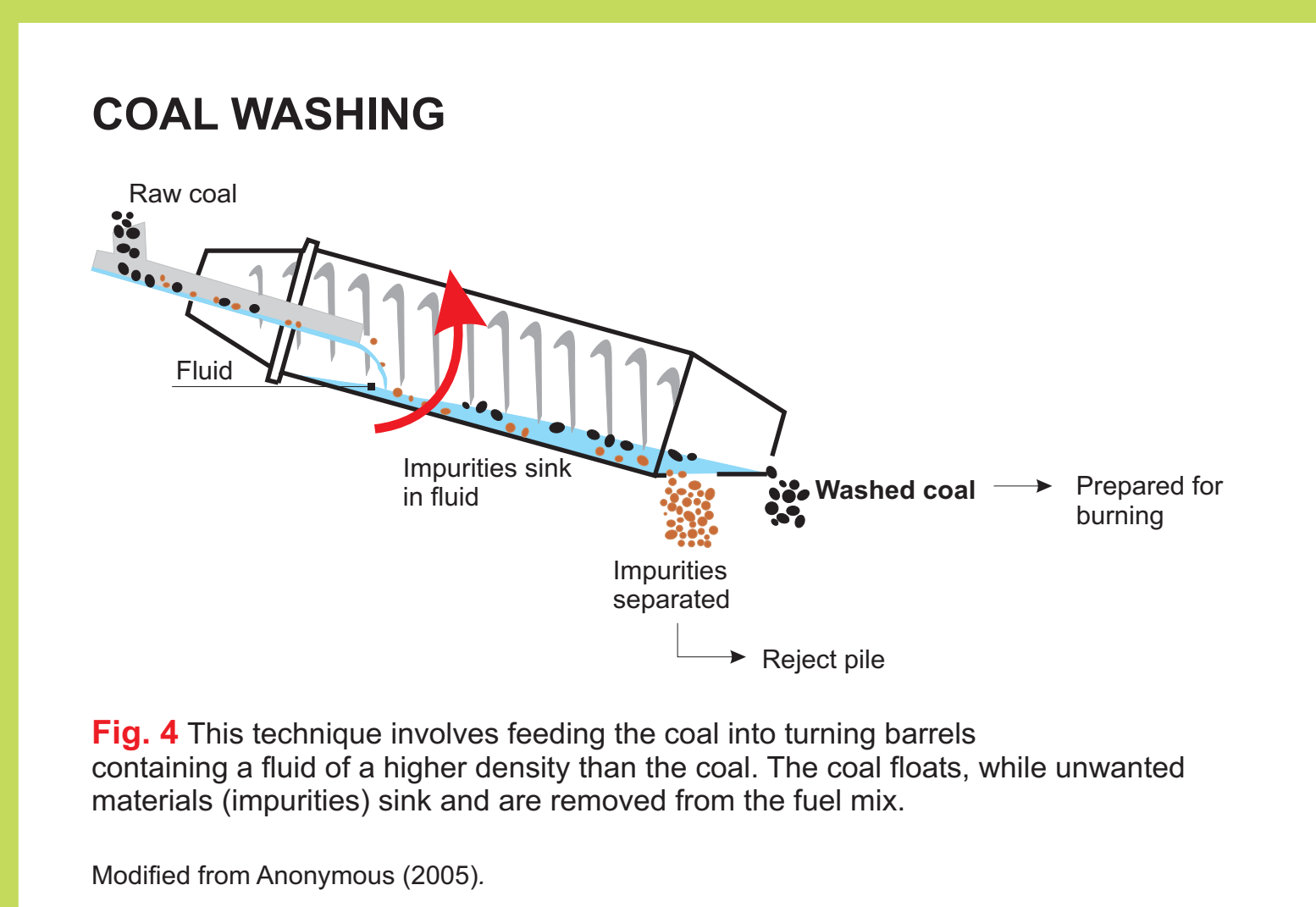


Fig. 4 This technique involves feeding the coal into turning barrels containing a fluid of a higher density than the coal. The coal floats, while unwanted materials (impurities) sink and are removed from the fuel mix. Modified from Anonymous (2005).



Fig. 4a Quinsam Coal Processing Plant.



Fig. 4b Magnetite is used as a heavy media to separate coal from waste.



Fig. 4c Magnetite is recovered by magnetic separation and recycled.



Fig. 4d High-grade coal from Quinsam Coal Mine.

## Methods

Five representative samples of coal rejects, each weighing between 10 and 20 kg were collected from the washing plant dump and settling pond (Fig. 6a, b). A sample of raw coal and two of the claystone (host rock) were collected from the underground mine. All of the samples are composite to make them as representative as possible (Fig. 7). They were dried overnight at 40°C, split, crushed and then analyzed for major elements by ACME Laboratories in Vancouver by ICP-emission spectrometry following a lithium metaborate/tetraborate fusion and dilute nitric digestion. Loss on ignition (LOI) was determined after combustion at 1000°C. Total carbon and sulphur analysis was done by Leco method. Inorganic carbon (contained in carbonates) is reported as  $CO_2$ . Because the samples were dried overnight before sample preparation, no direct data is available on the in situ sample humidity.



Fig. 6a Reject pile at Quinsam Coal Mine.



Fig. 6b Settling pond at Quinsam Coal Mine.



Fig. 7 Some of the samples collected from Quinsam Coal Mine.

## Data

Sample descriptions and the results of the chemical analysis are presented in Table 3. Coarse rejects consist typically of angular to subrounded rock fragments that are typically less than 15 cm in longest dimension. The fine rejects from the settling pond are typically subangular and less than 2 mm in size. Sample 7a is a duplicate of sample 7. The ash content for each sample was calculated by subtracting the Loss on Ignition (LOI) from 100%.

Table 3. Chemical composition of coal, claystone and coal washing plant rejects

Field No.	Sample Description	$SiO_2$	$Al_2O_3$	$CaO$	$Fe_2O_3$	$MgO$	$Na_2O$	$K_2O$	$TiO_2$	$P_2O_5$	MnO	$Cr_2O_3$	LOI	$C_{red}$	$CO_2$	$S_{tot}$	SUM	ASH
		%	%	%	%	%	%	%	%	%	%	%	%	%	%	%	%	%
Q#1	Organic-rich claystone	41.3	27.7	1.17	8.45	0.98	0.17	0.11	2.62	0.07	0.11	0.041	16.6	3.1	2.95	0.2	99.4	83.4
Q#2	Coal	3.18	2.78	9.18	0.32	<0.1	0.02	<0.4	0.2	0.03	0.01	<0.01	84.2	64.9	6.93	0.36	99.9	15.8
Q#5	Claystone (Clay layer above rider seam, underground)	44.6	19.9	2.75	11.7	1.76	0.5	0.44	1.85	0.16	0.1	0.026	16.2	4.93	3.89	1.56	100	83.8
Q#7	Coarse reject (dump)	32.8	19.8	3.51	9.29	1.2	0.4	0.11	2	0.07	0.16	0.027	30.6	17	4.69	0.61	100	69.4
Q#7a	Coarse reject (dump) duplicate	35.7	21	2.82	9.93	1.18	0.35	0.09	2.19	0.1	0.14	0.027	26.5	12.7	4.73	0.24	100	73.5
Q#8	Coarse reject (dump)	34.7	18	5.83	7.34	1.18	0.77	0.19	1.47	0.11	0.1	0.019	30.2	17.1	5.24	0.34	100	69.8
Q#9	Coarse reject (dump)	27.2	15.5	6.29	4.83	0.68	0.22	0.1	1.42	0.08	0.05	0.019	43.6	27.5	5.61	0.45	100	56.4
Q#10	Fine rejects (settling pond) away from washing plant discharge pipe Fraction <1.5mm, 50% coal, 50% clay	33.5	11.8	4.4	6.16	1.59	1.39	0.52	0.96	0.09	0.08	0.014	39.5	30.1	1.22	0.22	100	60.5
Q#11	Fine reject, (settling pond) near discharge pipe, 70% coal, 30% clay, calcite (?)	26.5	17.4	7.51	7.27	0.48	0.17	0.08	1.63	0.05	0.05	0.021	38.8	24.8	5.9	0.22	100	61.2

## Discussion

The inorganic component of the Quinsam rejects has an ideal chemical composition for cement making. The organic component of the rejects represents a valuable source of energy that can be recovered during the calcining process. Both of these aspects are covered in detail below.

### Suitability for cement making- Major oxides

The suitability of raw materials for cement making can be demonstrated using a well established ternary  $SiO_2$  -  $CaO$  -  $Al_2O_3$  diagram (Fig. 8a).

The two main materials in cement making are limestone (source of  $CaO$ ) and shale (source of  $Al_2O_3$  and  $SiO_2$ ). These materials are blended in such a way that the final composition of the blend falls within the red triangle to meet industry specifications. C,S, C,S and C,A are abbreviations for stable minerals in cement clinker. C,S is dicalcium silicate (belite), C,S is tricalcium silicate (alite) and C,A is tricalcium aluminate. In the cement industry, C stands for  $CaO$ , S for  $SiO_2$ , and A for  $Al_2O_3$ .

Samples from Quinsam plot close to the typical shale composition (Fig. 8b). The blending line connecting each of these samples to the typical limestone intercepts the red triangle, as illustrated using sample Q10. The Quinsam samples have nearly ideal proportions of  $Al_2O_3$ ,  $SiO_2$ , and  $CaO$  for cement making. The Quinsam samples also have low  $Na_2O$  and  $K_2O$  content. This is particularly suitable for cement making because it reduces the danger of alkali-silica reaction which may result in premature cement deterioration. In low alkali cements the total alkali content equivalent (calculated as  $wt\% Na_2O + 62/94 K_2O$ ) should be less than 0.6%.

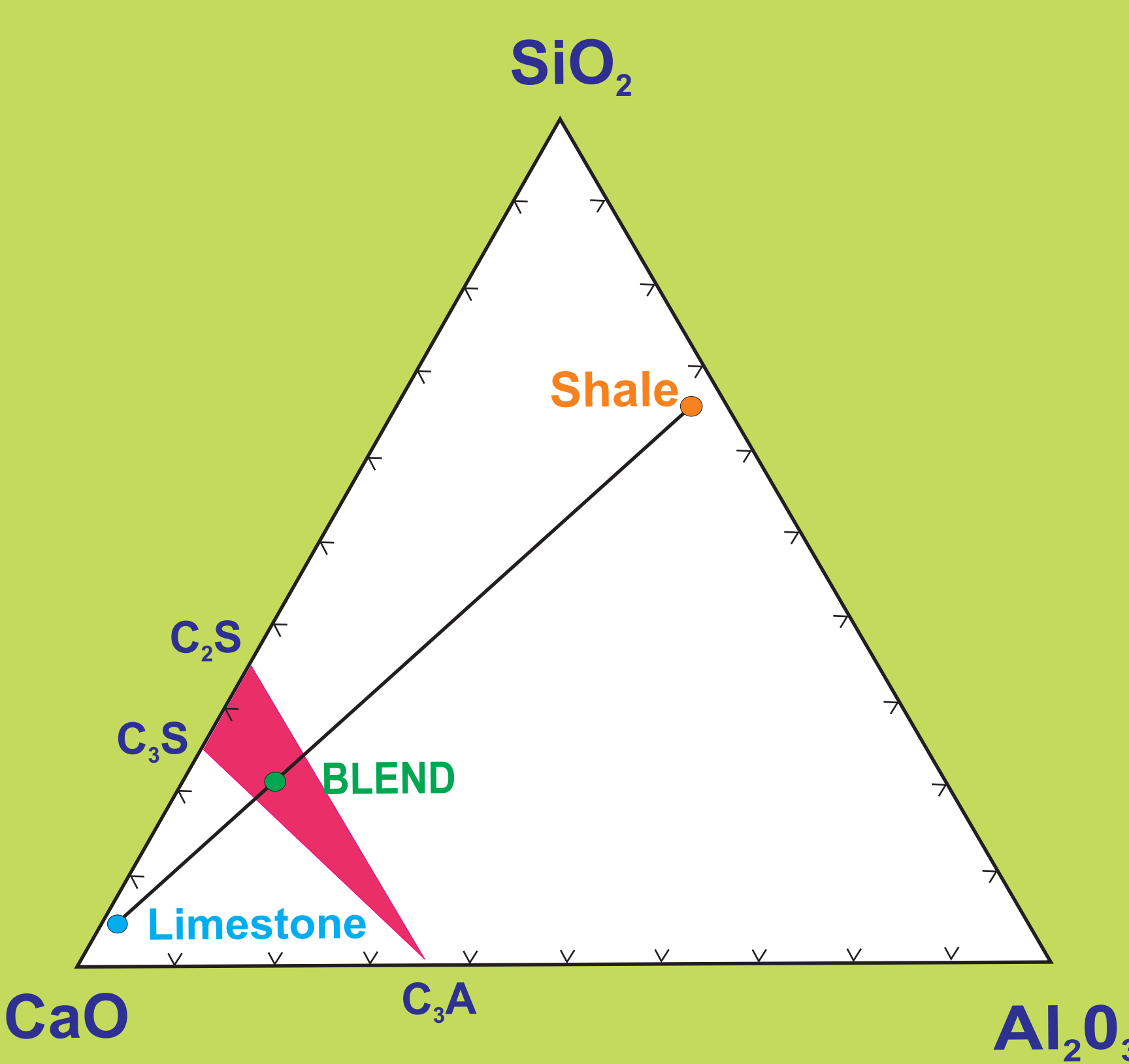


Figure 8a Raw Materials for cement blend - The line connecting limestone and shale is called the blending line. Any blend of limestone and shale will plot along this line. The red triangle represents the ideal composition of cement blend. (Modified from: Manning, 1995).

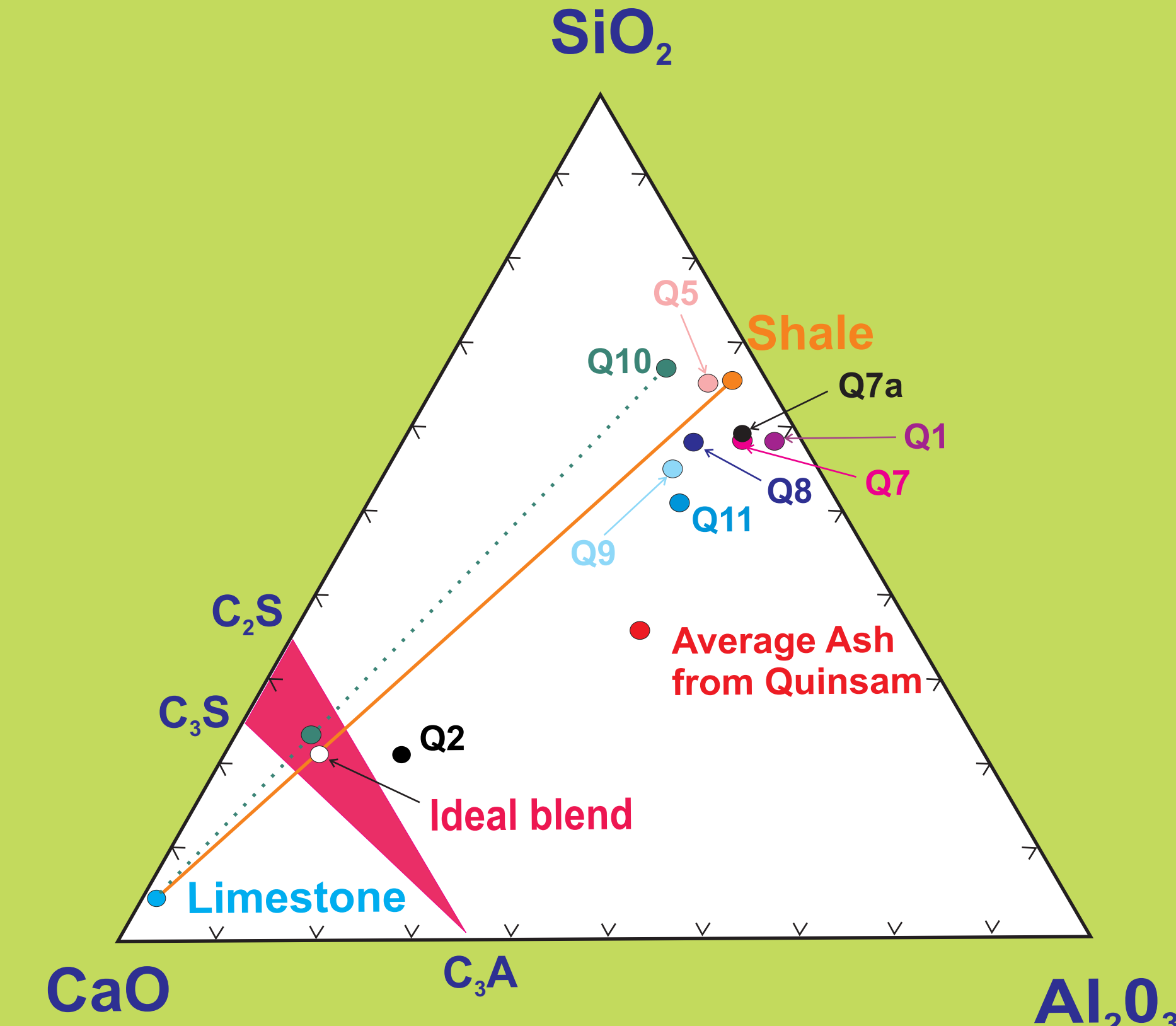
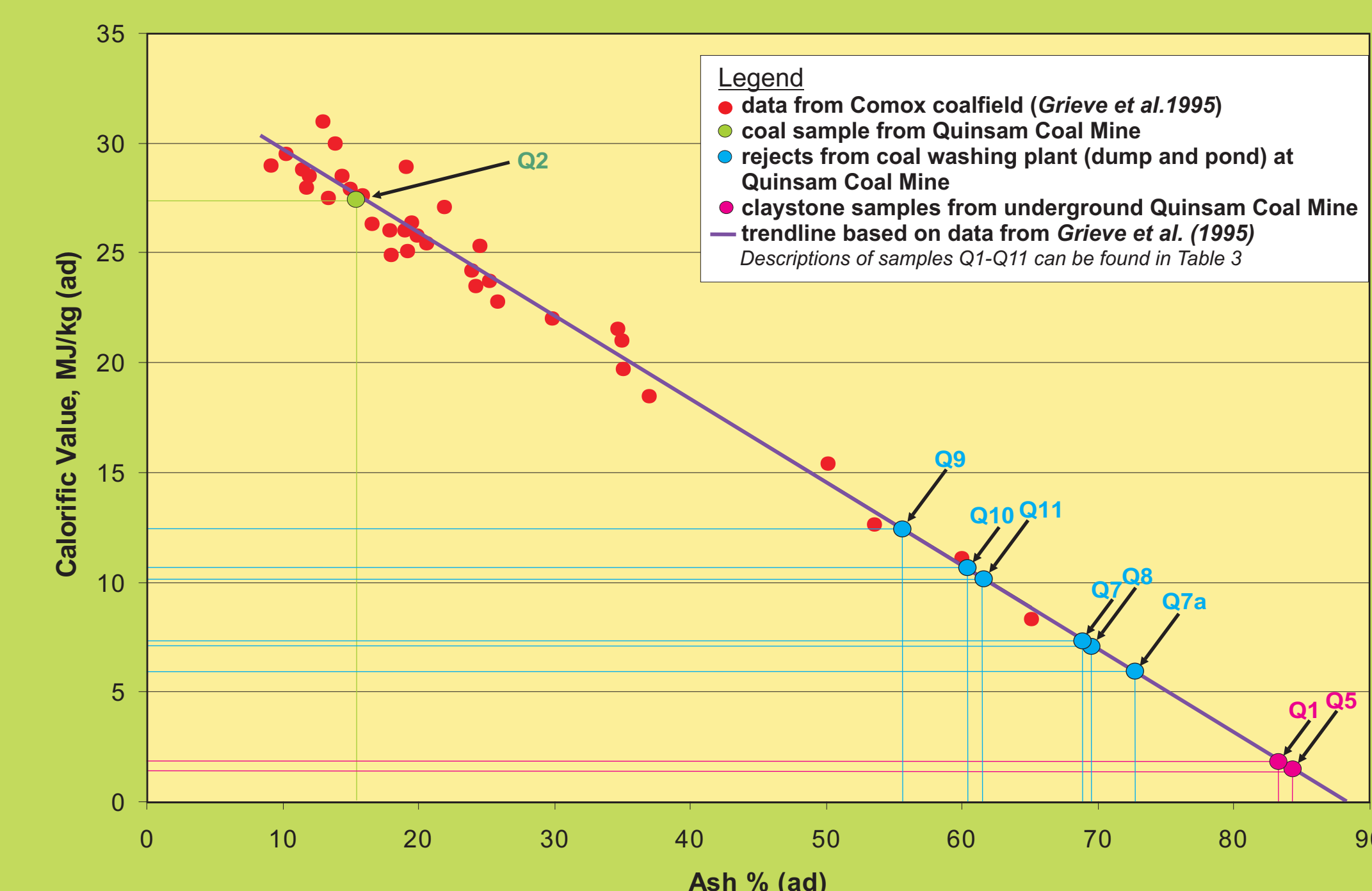


Figure 8b Composition of samples from Quinsam Coal Mine. See Table 3 for description of samples Q1 to Q11. Average composition of ash from Quinsam as reported by Ryan (1995).

## Energetic value of Quinsam rejects

Fig. 9 Calorific value vs. Ash - Samples from Comox Coal Basin



Grieve et al. (1995) established the relation between the ash content and calorific value for air-dried coal in the Comox Basin (Fig. 9). The trend line, derived from Grieve's data using the Linear Regression method (Fig. 9), shows that one kg of Quinsam coal (sample Q2) will provide approximately 26.5 MJ of energy and 150 g of quality high alumina material. Rejects will provide between 6 MJ and 12.5 MJ per kg, but each kg of rejects represents between 560g and 730g of high alumina raw material. This projection represents optimum conditions. It is valid as long as the combustion is complete (it assumes that the intimate textural relationship between the alumina and the coal components of the coal rejects does not negatively affect the kinetics of the coal combustion). Fine rejects, extracted from the settling pond (as collected), have high moisture content, which may be reduced by dewatering and sun-drying before transport. Coarse rejects are expected to have a lower moisture content (as collected), but more energy would be spent during milling to reduce particle size to <350 mesh.

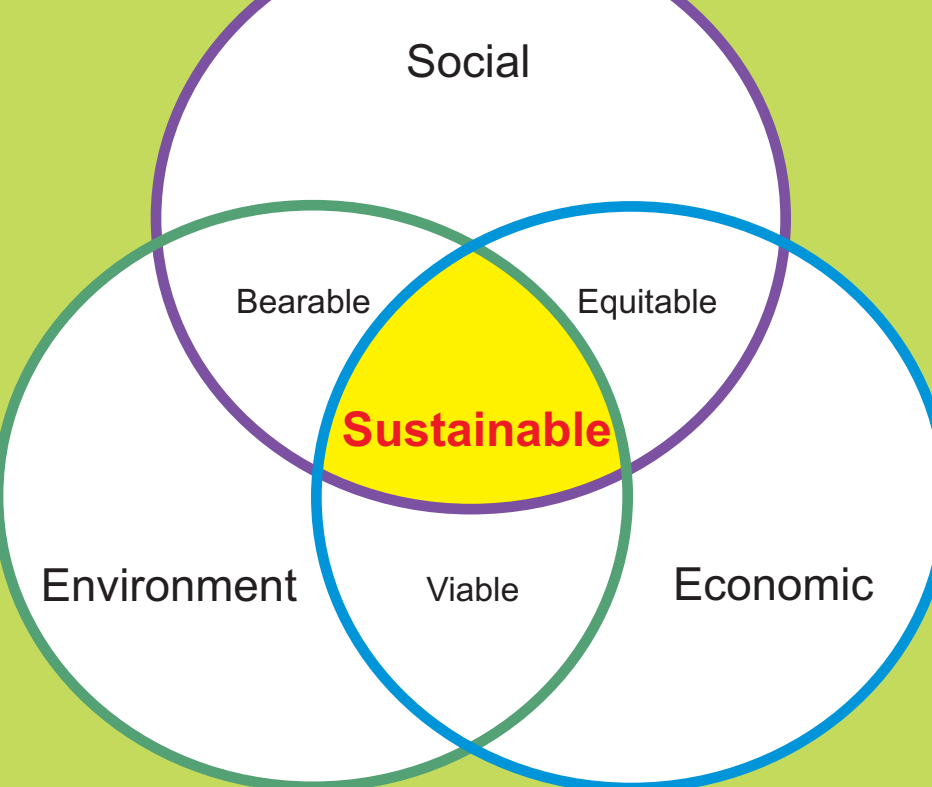
## Conclusion

The coal rejects from the Quinsam Mine have an ideal chemical composition for cement making. Cement plants may use the Quinsam Mine rejects as high-alumina raw material for cement making. The organic component of the rejects will ignite, resulting in energy savings. The inorganic components will reduce the need for high alumina raw materials, which are currently in short supply. Environmental problems associated with coal disposal will be solved and the local population will benefit from lower costs of construction material. As illustrated by Fig. 10, this project would qualify as a perfect example of sustainable development in terms of its environmental, social and economic components.

This conceptual study should be supported by more detailed work. Systematic sampling of coarse and fine rejects should be carried out to establish the homogeneity and tonnage of coarse and fine grained rejects. Rejects should be considered in terms of ultimate and proximate analysis, moisture, major and trace elements, particle size, and grindability prior to any kiln test run. Sun-drying of fine rejects should be considered and possibly incorporated as part of the evaluation procedure. Calorific values estimated in this study correspond to air-dried samples. Calorific values of coal rejects as collected would be lesser.

The concept highlighted in this document may be applied worldwide; however, in some coal fields the sulphur content can be correlated with the ash content of the coal. In such cases, only the cement plants equipped with modern desulphurization equipment (scrubbers) designed to exceed current environmental standards and capable of handling higher sulphur content of raw materials on a routine basis should be permitted to burn current coal rejects or lower grade coal.

Fig. 10 Sustainability concept (Wikipedia, 2007)



## Acknowledgments

Thank you to Sean McCoy (environmental co-ordinator) of Lafarge Canada Inc. at the Richmond plant for a constructive review of this document. Mine geologist Jim McMillan of Quinsam Coal Mine gave the first author an opportunity to join a group of students from Australia for a tour of Quinsam operation. Dr. Ray Lett and Melanie Irvine of the BC Ministry of Energy and Mines crushed the samples that were submitted for chemical analysis. Discussions with George Simandl and JoAnne Nelson from BC Geological Survey are appreciated. Charles Nichols (Corporate Geologist) and Michae Hrizuk (VP-Manufacturing) from Ash Grove Cement Company have also read this document. Tania Demchuk, Alan Duffy and Katherine Benning provided the final editorial touches to this document.

## References

- Anonymous (2005): Clean coal technology: How it works <http://news.bbc.co.uk/2/hi/science/nature/4468076.stm> Accessed February 2007.
- Anonymous (2006): Information Bulletin, Mineral Production in: Natural Resources Canada <http://www.nrcan.gc.ca/mms/pdf/minprod-07\_e.pdf>
- Bye, G.C. (1983): Portland Cement. Composition, Production and Properties, Pergamon, Oxford, 149 pages.
- Grieve, D.A., Holuszko, M.E. and Goodarzi, F. (1995): British Columbia Coal Quality Survey; British Columbia Ministry of Energy, Mines and Petroleum Resources, Bulletin 96, 114 pages.
- Hillsborough Resources Limited (2007): Hillsborough Resources Announces New Subsidary Northwest Pozzolan and a Federal Grant From Sustainable Development Technology Canada <http://www.marketwire.com/mw/release.do?id=632152&k=> Accessed April 10, 2008.
- Manning, D.A.C. (1995): Introduction to Industrial Minerals, Chapman and Hall, London, 265 pages.
- Northcote, B. (2007): Southwest Region ; in: Exploration and Mining in British Columbia 2006, British Columbia Coal Quality Survey; British Columbia Ministry of Energy, Mines and Petroleum Resources, pages 91-101.
- Ryan, B. D. (1995): Calcite in Coal from the Quinsam Mine, British Columbia, Canada; Its Origin, Distribution and Effects on Coal Utilization. (092F/13, 14). In: Geological Fieldwork 1994, Paper 1995-1, British Columbia Coal Quality Survey; British Columbia Ministry of Energy, Mines and Petroleum Resources, pages 243-260.
- Schroeter, T., Grieve, D., Lane, R., Madu, B., Northcote, B., Wojdak, P. (2007): British Columbia Mining and Mineral Exploration Overview 2006; British Columbia Coal Quality Survey; British Columbia Ministry of Energy, Mines and Petroleum Resources, 28 pages.
- Simandl, G.J. and Simandl, L. (2008): Cement Reduction of  $CO_2$  Emissions Economic Considerations Supplementary Cementitious Materials; British Columbia Coal Quality Survey; British Columbia Ministry of Energy, Mines and Petroleum Resources; Geofile 2008-9, poster.
- Wikipedia (2007) <http://en.wikipedia.org/wiki/Sustainable\_development#cite\_note-1>, Accessed February 2007